

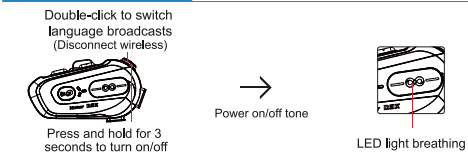
# DEX Quick Start Manual

## Product Overview

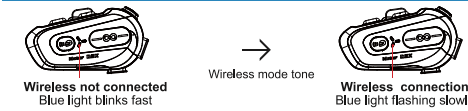


**Important Reminder:**  
Before installing the headset, please connect your mobile phone according to the quick manual guide to test the sound effect and volume.  
If there is a big difference in sound effect and volume after installing into the helmet, please adjust the position of the speaker inside the helmet.

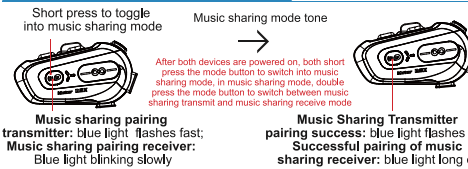
## Power on/off



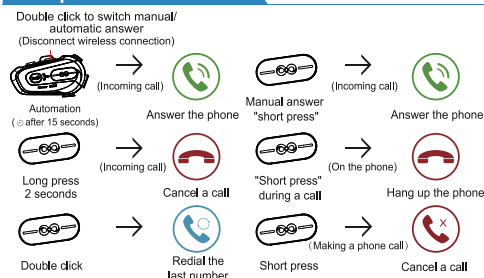
## Wireless connection



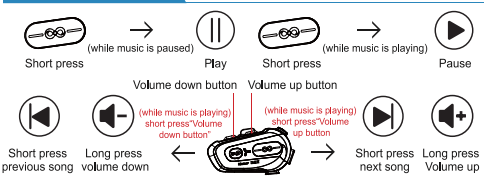
## Music Sharing Pairing



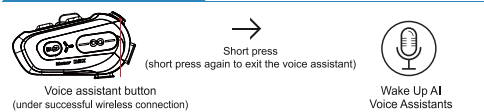
## Telephone function




## Music function



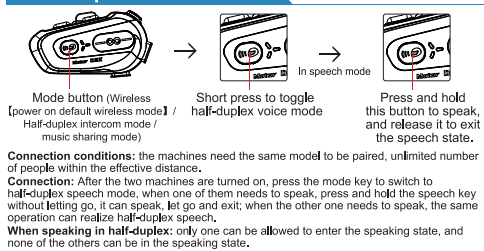
## Voice assistant



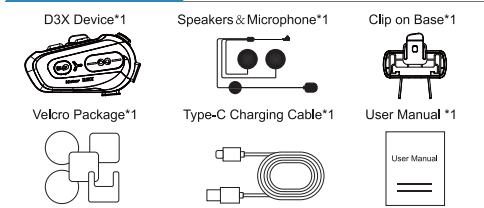
## Pairing Reset



## Half-duplex intercom



## Product List



## Caveat

1. To avoid explosion, please do not put the product into the flame;
2. Please do not disassemble the product to avoid damage to the electronic components of the product;
3. Please keep away from sharp objects to avoid damage to the product;
4. Please keep in a dry place if not used for long time;
5. Before using the wireless device, please fully charge it;
6. If the red light does not come on while charging, it may be the voltage is too low;
7. To extend the life of the built-in lithium polymer battery, please charge the device at least once a month.

## Instruction warning

NOTE: This product has been tested, meet the restrictions of Class B digital device, pursuant to part 15 of the FCC Rules. These limits are designed to provide reasonable protection against harmful interference in a residential installation. This equipment generates uses and can radiate radio frequency energy and, if not installed and used in accordance with the instructions may cause harmful interference to radio communications. However, there is no guarantee that interference will not occur in a particular installation. If this equipment does cause harmful interference to radio or television reception, which can be determined by turning the equipment off and on, the user is encouraged to try to correct the interference by one or more of the following measures.

- Reorient or relocate the receiving antenna.
- Increase the separation between the device and receiver.
- Connect the device into an outlet on a circuit different from that to which the receiver is connected.
- Consult the dealer or an experienced radio/TV technician for help.

Changes or modifications not expressly approved by the party responsible for compliance could void the user's authority to operate the device. This device complies with Part 15 of the FCC Rules. The operation needs to fulfill the following two conditions,

- (1) This device may not cause harmful interference.
- (2) This device must accept any interference received, including interference that may cause undesired operation.