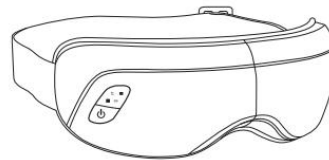


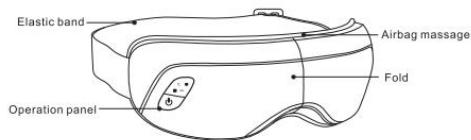
Smart eye massager

user's manual



▶ Thank you for using this product, please read the instructions carefully before use, and use it correctly according to the instructions.

Product parameters



(the product is subject to the actual product)

Product name	Smart eye massager
Product number	YBB-6
Rated voltage	5V---
Rated power	5W
Safe current	Less than 2A
Implementation of standards	GB4706.1-2005 GB4706.10-2008

Common problems and solutions

Serial number	Problems encountered	Possible reason	Approach
1	There was a "shoo" and "click" sound during the action.	When working, the air pump is inflated, the motor rotates, the air valve is deflated, and the cloth cover is rubbed with normal sounds.	No processing is required
2	Automatically shut down after booting	The lithium power supply is low	Please charge it
3	The power cannot be turned on	The lithium power supply is low	Please charge it
4	The indicator light does not light up when charging	The USB socket is in poor contact	Please unplug the USB cable
		Poor power connection	Ensure good contact
5	The air pressure is too weak.	The lithium power supply is low	Please charge it

After-sales and warranty

Please refer to the "Consumer Rights Protection Law of the People's Republic of China" for product return and exchange policies.

The service life of this product is 5 years.

This product can enjoy free maintenance within one year from the date of purchase. Free maintenance only includes working hours and material costs, not transportation costs, and no on-site service is provided.

Improper disposal of this product will cause environmental pollution. The company is willing to bear the related responsibilities for the recovery and reuse of the product after disposal.

Free warranty conditions

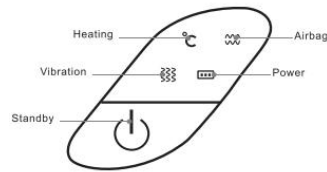
1. A "Warranty Card" can be provided and the warranty procedures have been completed.
2. Can provide purchase invoices and proof of purchase.
3. Must be within the warranty period (calculated based on the date the purchase invoice or voucher is issued; if there is no purchase invoice or voucher, calculated based on the production date on the fuselage bar code).
4. Failure caused by non-human causes.
5. If a valid certificate of purchase and a warranty card cannot be issued, the warranty will not be granted.

Non-free warranty content (charged service)

1. Damaged due to improper use by the user or improper storage.
2. Damaged products are not repaired by service outlets designated by our company.
3. Over the three guarantee period

08

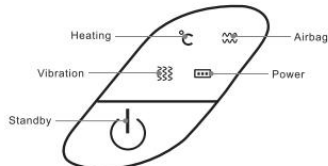
Instructions for use (Upgraded version)



1. Please close your eyes and use, long press the standby button to turn on/off the whole machine function. The default automatic mode, massage mode (automatic mode, comfort mode, passion mode, dynamic mode, sleep mode, hot compress mode, airbag mode, vibration mode) are switched in turn.
2. Automatic mode: open air bag, vibration, heat compress, music.
3. Comfort mode: open air bag, vibration, music.
4. Passion mode: turn on airbag, vibration, hot compress, music.
5. Dynamic mode: turn on vibration, hot compress, music.
6. Sleep mode: open the air bag and apply heat.
7. The battery indicator light is on during the charging process, and the indicator light turns off when the charging is completed.
8. During the charging process, the product does not support power-on work (when charging in the working state, the product starts the self-protection program and automatically stops working).
9. The host is powered by a built-in rechargeable battery, and the charging time is 2-3 hours. The use time is multiple charging methods. The default working time of the computer USB interface is 15 minutes.
10. Fixed music: This machine has fixed music for music playback.

05

Instructions for use (Deluxe version)



1. Please close your eyes and use, long press the standby button to turn on/off the whole machine function. The default automatic mode, massage mode (automatic mode, comfort mode, passion mode, dynamic mode, sleep mode, hot compress mode, airbag mode, vibration mode) are switched in turn.
2. Automatic mode: open air bag, vibration, heat compress, music.
3. Comfort mode: open air bag, vibration, music.
4. Passion mode: turn on airbag, vibration, hot compress, music.
5. Dynamic mode: turn on vibration, hot compress, music.
6. Sleep mode: open the air bag and apply heat.
7. The battery indicator light is on during the charging process, and the indicator light turns off when the charging is completed.
8. During the charging process, the product does not support power-on work (when charging in the working state, the product starts the self-protection program and automatically stops working).
9. The host is powered by a built-in rechargeable battery, and the charging time is 2-3 hours. The use time is multiple charging methods. The default working time of the computer USB interface is 15 minutes.
10. Bluetooth music: You can use your mobile phone's Bluetooth to connect with this unit, and then use this unit to play music by operating your music player.

06

Warranty Card

Thank you for purchasing this product. We will sincerely provide you with services in accordance with the Consumer Rights Protection Law of the People's Republic of China. For your rights, please be sure to fill in the following details.

Customer name		Date of birth:	
Mailing address			
Mode		Phone number	
Store		Date of purchase	
Local service call		The name of the clerk	

Fault description

Maintenance records

Maintenance date	The content and handling of the fault	Maintenance unit	Maintenance personnel signature

07

After-sales and warranty

Please refer to the "Consumer Rights Protection Law of the People's Republic of China" for product return and exchange policies.

The service life of this product is 5 years.

This product can enjoy free maintenance within one year from the date of purchase. Free maintenance only includes working hours and material costs, not transportation costs, and no on-site service is provided.

Improper disposal of this product will cause environmental pollution. The company is willing to bear the related responsibilities for the recovery and reuse of the product after disposal.

Free warranty conditions

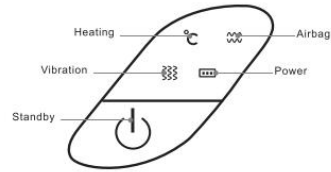
1. A "Warranty Card" can be provided and the warranty procedures have been completed.
2. Can provide purchase invoices and proof of purchase.
3. Must be within the warranty period (calculated based on the date the purchase invoice or voucher is issued; if there is no purchase invoice or voucher, calculated based on the production date on the fuselage bar code).
4. Failure caused by non-human causes.
5. If a valid certificate of purchase and a warranty card cannot be issued, the warranty will not be granted.

Non-free warranty content (charged service)

1. Damaged due to improper use by the user or improper storage.
2. Damaged products are not repaired by service outlets designated by our company.
3. Over the three guarantee period

08

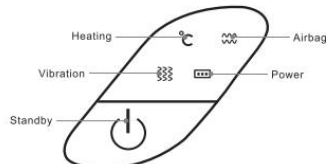
Instructions for use (Upgraded version)



1. Please close your eyes and use, long press the standby button to turn on/off the whole machine function. The default automatic mode, massage mode (automatic mode, comfort mode, passion mode, dynamic mode, sleep mode, hot compress mode, airbag mode, vibration mode) are switched in turn.
2. Automatic mode: open air bag, vibration, heat compress, music.
3. Comfort mode: open air bag, vibration, music.
4. Passion mode: turn on airbag, vibration, hot compress, music
5. Dynamic mode: turn on vibration, hot compress, music.
6. Sleep mode: open the air bag and apply heat.
7. The battery indicator light is on during the charging process, and the indicator light turns off when the charging is completed.
8. During the charging process, the product does not support power-on work (when charging in the working state, the product starts the self-protection program and automatically stops working).
9. The host is powered by a built-in rechargeable battery, and the charging time is 2-3 hours. The use time is multiple charging methods. The default working time of the computer USB interface is 15 minutes.
10. Fixed music: This machine has fixed music for music playback.

05

Instructions for use (Deluxe version)



1. Please close your eyes and use, long press the standby button to turn on/off the whole machine function. The default automatic mode, massage mode (automatic mode, comfort mode, passion mode, dynamic mode, sleep mode, hot compress mode, airbag mode, vibration mode) are switched in turn.
2. Automatic mode: open air bag, vibration, heat compress, music.
3. Comfort mode: open air bag, vibration, music.
4. Passion mode: turn on airbag, vibration, hot compress, music
5. Dynamic mode: turn on vibration, hot compress, music.
6. Sleep mode: open the air bag and apply heat.
7. The battery indicator light is on during the charging process, and the indicator light turns off when the charging is completed.
8. During the charging process, the product does not support power-on work (when charging in the working state, the product starts the self-protection program and automatically stops working).
9. The host is powered by a built-in rechargeable battery, and the charging time is 2-3 hours. The use time is multiple charging methods. The default working time of the computer USB interface is 15 minutes.
10. Bluetooth music: You can use your mobile phone's Bluetooth to connect with this unit, and then use this unit to play music by operating your music player.

06

Warranty Card

Thank you for purchasing this product. We will sincerely provide you with services in accordance with the Consumer Rights Protection Law of the People's Republic of China. For your rights, please be sure to fill in the following details.

Customer name		Date of birth:	
Mailing address			
Mode		Phone number	
Store		Date of purchase	
Local service call		The name of the clerk	

Fault description

Maintenance records

Maintenance date	The content and handling of the fault	Maintenance unit	Maintenance personnel signature

07

FCC Statement

1. This device complies with Part 15 of the FCC Rules. Operation is subject to the following two conditions:

- (1) This device may not cause harmful interference.
- (2) This device must accept any interference received, including interference that may cause undesired operation.

2. Changes or modifications not expressly approved by the party responsible for compliance could void the user's authority to operate the equipment.

NOTE:

This equipment has been tested and found to comply with the limits for a Class B digital device, pursuant to Part 15 of the FCC Rules.

These limits are designed to provide reasonable protection against harmful interference in a residential installation.

This equipment generates uses and can radiate radio frequency energy and, if not installed and used in accordance with the instructions, may cause harmful interference to radio communications. However, there is no guarantee that interference will not occur in a particular installation. If this equipment does cause harmful interference to radio or television reception, which can be determined by turning the equipment off and on, the user is encouraged to try to correct the interference by one or more of the following measures:

Reorient or relocate the receiving antenna.

Increase the separation between the equipment and receiver.

Connect the equipment into an outlet on a circuit different from that to which the receiver is connected.

Consult the dealer or an experienced radio/TV technician for help.