

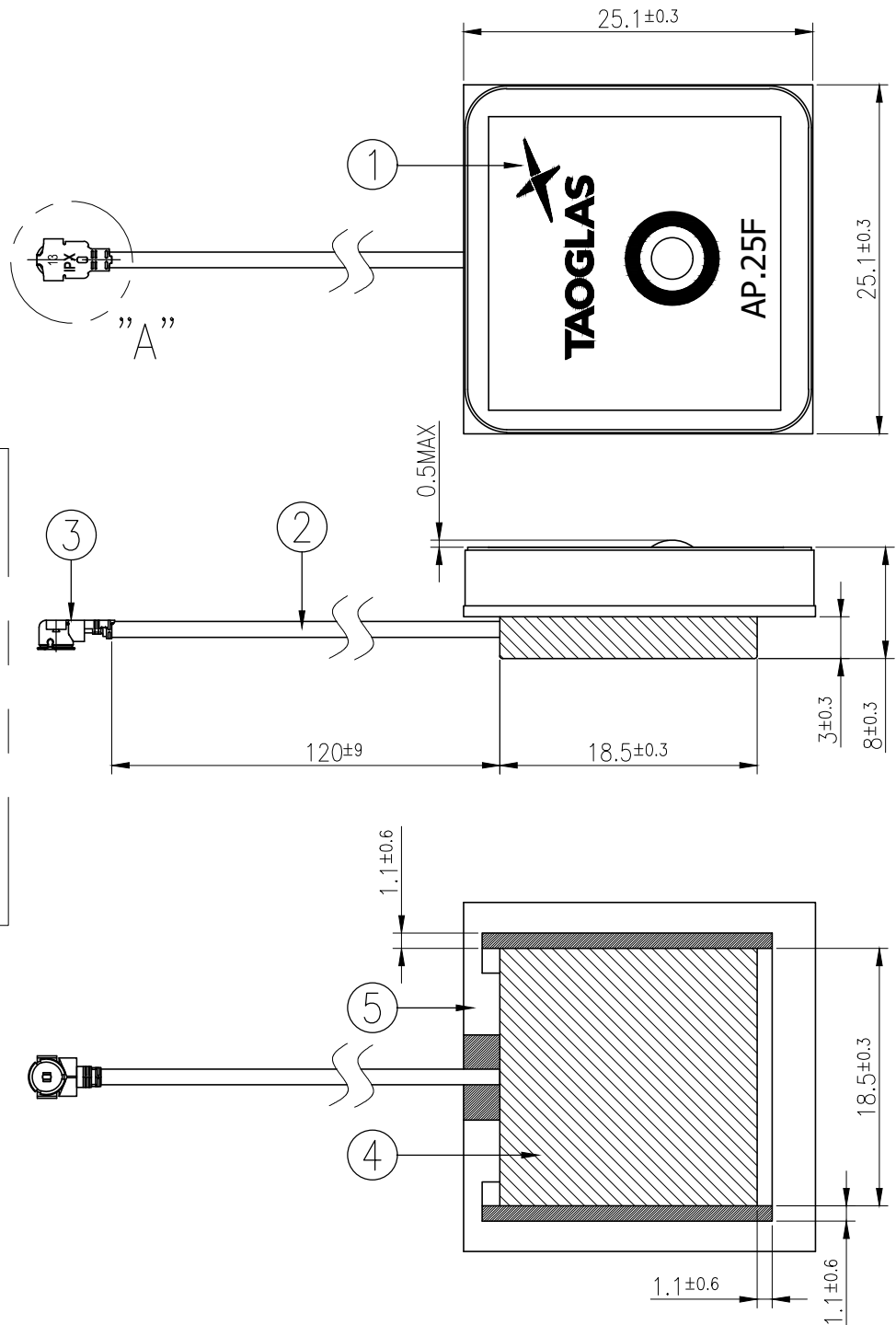
ISO NO.: EDW-23-8-0365

STATE: Release

NOTES:



1. Soldered area
2. Shielding case area
3. Soldermask area
4. All material must be RoHS compliant.

REV.	DESCRIPTION	ENG.	APPROVED	DATE
001	Initial Design	Karry	Aaron	2023/03/22



Detail A
Scale: 2:1

	Name	Material	Finish	QTY
1	Patch(25x25x4mm)	Ceramic	Clear	1
2	1.13 coaxial cable	FEP	Yellow-Green	1
3	IPEX MHF1	Brass	Au Plated	1
4	Shielding Case	SPTe	Sn Plated	1
5	AP.25F PCB	Composite 0.8t	Green	1

APPROVED BY: Aaron	 TAOGLAS. TW Design Centre <small>This drawing and its inherent design concepts are property of Taoglas. Not to be copied or given to third parties without the written consent of Taoglas.</small>			
CHECK BY: Aaron				
DRAWN BY: Karry				
DATE: 2023/03/22				
<small>UNLESS OTHERWISE SPECIFIED TOLERANCES ON:</small> XX±0.5 X±0.3 .X±0.2 XXX±0.1 .XXX±0.05	TITLE : AP.25F - 2 Stage 30dB-120mm Yellow 1.13mm Coax I-PEX MHF1 - SAW Filter			
THIRD ANGLE PROJECTION 	UNIT: mm	SCALE: 2:1	PAGES: 1/1	REV. D01