



深圳市德仕勤科技有限公司

天线测试报告

DOSKING Antenna Test Report

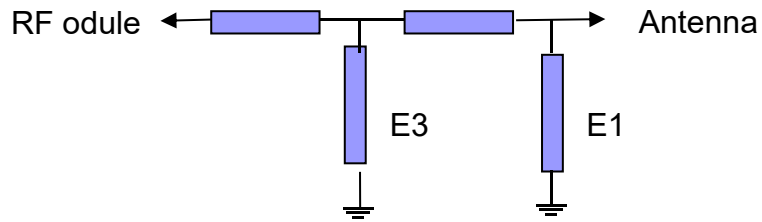


客户名称	现代牛仔
项目名称	ME40K
调试频段	GSM:2.3.5.8 WCDMA:1.2.4.5.8 LTE-B1.2.3.4.5.7.8.12.13.17.20.25.26.28..66. 38.39.40.41
副天线	GWB+DVT/NFC
版本号	V5.0 (样品测试)
射频工程	王工 13427944247
报告时间	2023-1-9

2. 主要测试设备

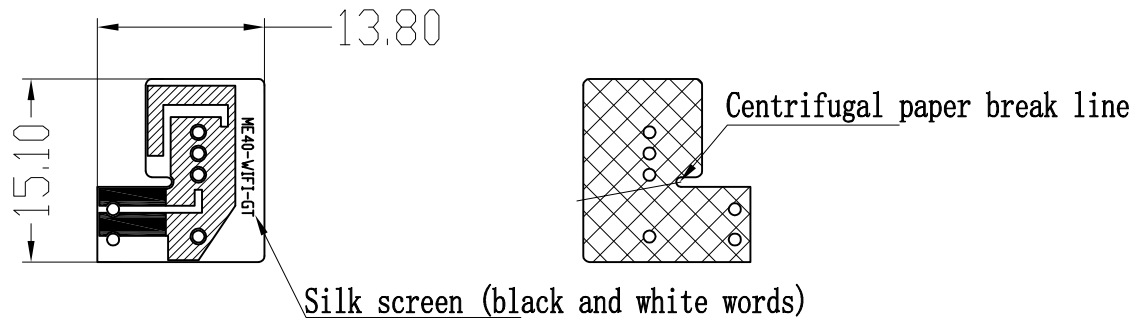
1. ETS Chamber 7×4×3(m)(3D 暗室) / 5×3×3(m)(3D 暗室), 矢量网络分析仪(无源测试仪)
2. Network analyzer-8960/LTE CMW500/8820 支持 2G、3G、4G 网络. (有源测试仪)

3. Matching Circuit 主天线 (匹配有更改)



Element	匹配值
E1(0402)	
E2(0402)	
E3(0402)	
E3(0402)	

1		2		3		4		5		6		7		8	
Item No	Color	Color number		Supplier Color Number											



Note:

- "*" is the key dimension, and the hole location shall be subject to the adaptation;
- FPC material: electrolytic copper, half half;
- Back glue (back glue 3M300-9471LSE);
- If the tolerance dimension is not marked, the die punching dimension tolerance is ± 0.2 , and the copper foil line dimension tolerance is ± 0.05 , The hole tolerance of the marked point is ± 0.08 ;
- The solid part is the gold-plated area, the oblique line is the copper foil area, and the cross line is the gum area;
- The surface is printed with black matt matte;
- Pb, Hg, Cr+6, PBBs and PBDEs are less than 500PPM, and Cd is less than 50PPM.

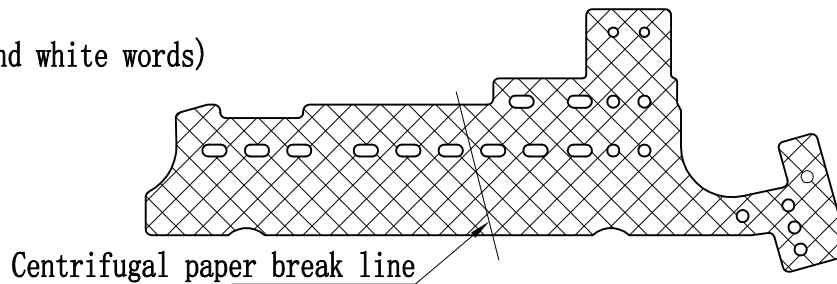
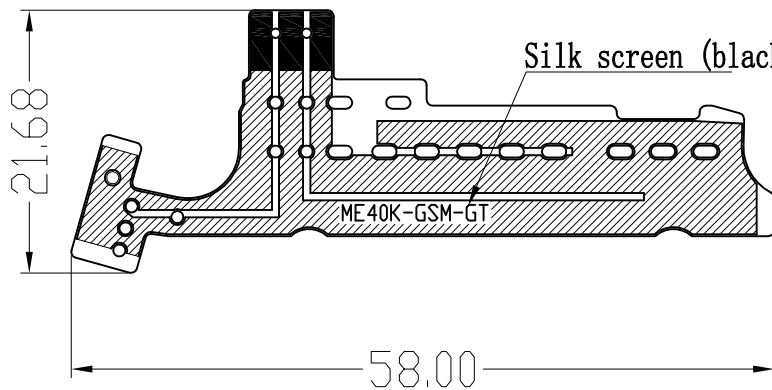
Shenzhen Deshiqin Technology Co., Ltd

Date	Modification	edition	remarks

model	ME40K-high pass	date	20221228	Page	1 / 1
Item No		Structural design			
Part Name	WIFI FPC (ANT)	RF design			
Part No		to examine			
texture of material	PI	Confirm			
Appearance treatment		Company	mm	proportion	FIT edition T:A

1		2		3		4		5		6		7		8	
---	--	---	--	---	--	---	--	---	--	---	--	---	--	---	--

1	2	3	4	5	6	7	8
Item No	Color	Color number	Supplier Color Number				



Note:

1. "*" is the key dimension, and the hole location shall be subject to the adaptation;
2. FPC material: electrolytic copper, half half;
3. Back glue (back glue 3M300-9471LSE);
4. If the tolerance dimension is not marked, the die punching dimension tolerance is ± 0.2 , and the copper foil line dimension tolerance is ± 0.05 , The hole tolerance of the marked point is ± 0.08 ;
5. The solid part is the gold-plated area, the oblique line is the copper foil area, and the cross line is the gum area;
6. The surface is printed with black matt matte;
7. Pb, Hg, Cr+6, PBBs and PBDEs are less than 500PPM, and Cd is less than 50PPM.

Shenzhen Deshiqin Technology Co., Ltd

model	ME40K-high pass	date	20221228	Page	1 / 1
Item No		Structural design			
Part Name	GSM FPC(ANT)	RF design			
Part No		to examine			

texture of material	PI	Confirm			
Appearance treatment		Company	mm	proportion	FIT edition T:A

Date	Modification	edition	remarks
------	--------------	---------	---------

1

2

3

4

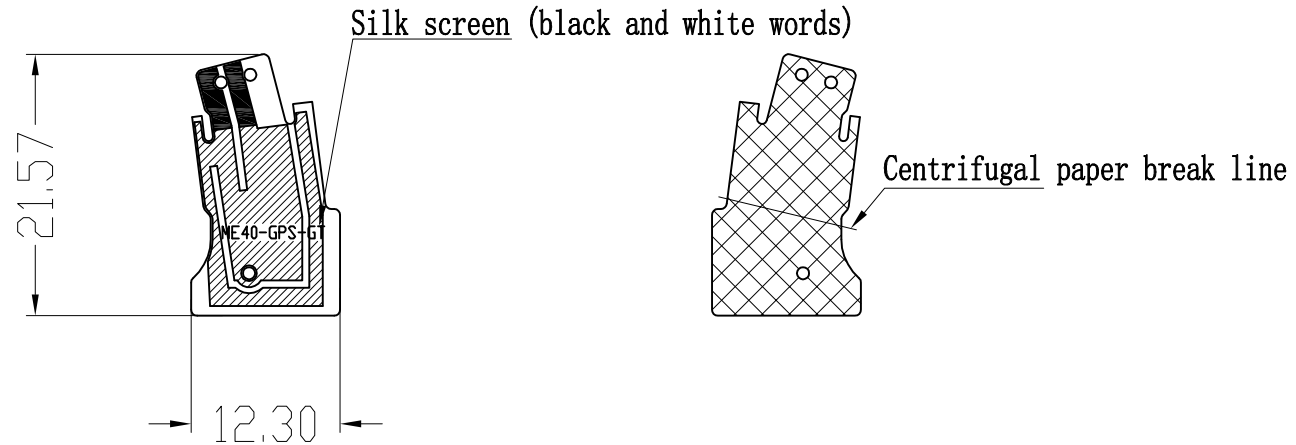
5

6

7

8

1		2		3		4		5		6		7		8	
Item No	Color	Color number		Supplier Color Number											



Note:

1. "*" is the key dimension, and the hole location shall be subject to the adaptation;
2. FPC material: electrolytic copper, half half;
3. Back glue (back glue 3M300-9471LSE);
4. If the tolerance dimension is not marked, the die punching dimension tolerance is ± 0.2 , and the copper foil line dimension tolerance is ± 0.05 , The hole tolerance of the marked point is ± 0.08 ;
5. The solid part is the gold-plated area, the oblique line is the copper foil area, and the cross line is the gum area;
6. The surface is printed with black matt matte;
7. Pb, Hg, Cr+6, PBBs and PBDEs are less than 500PPM, and Cd is less than 50PPM.

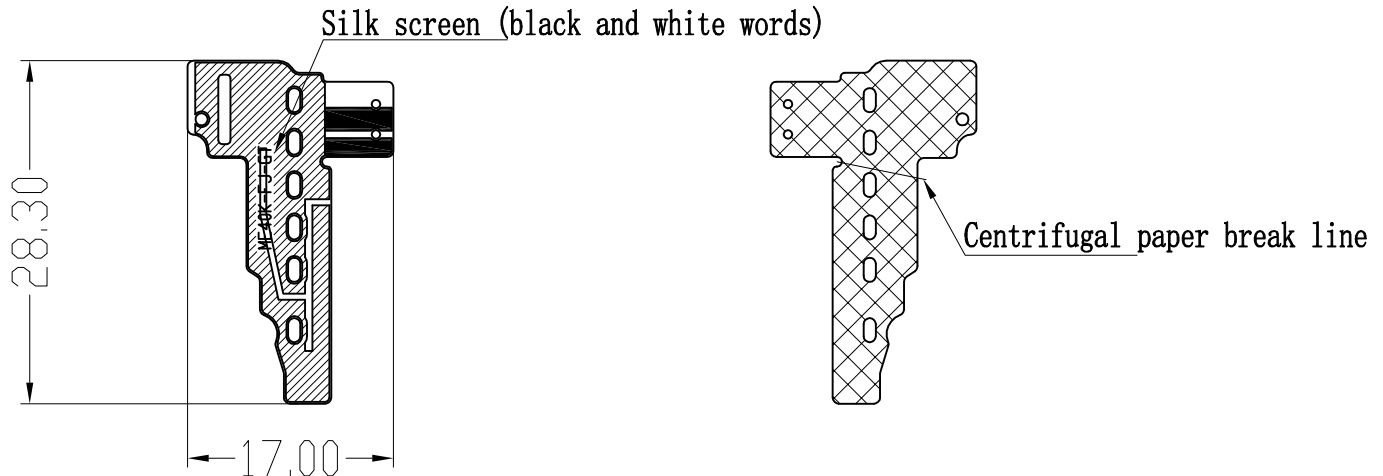
Shenzhen Deshiqin Technology Co., Ltd

Date	Modification	edition	remarks

model		ME40K-high pass	date	20221228	Page	1 / 1
Item No			Structural design			
Part Name		GPS FPC(ANT)	RF design			
Part No			to examine			
texture of material		PI	Confirm			
Appearance treatment			Company	mm	proportion	FIT edition T:A

1		2		3		4		5		6		7		8	
---	--	---	--	---	--	---	--	---	--	---	--	---	--	---	--

1		2		3		4		5		6		7		8	
Item No	Color	Color number		Supplier Color Number											



Note:

- "*" is the key dimension, and the hole location shall be subject to the adaptation;
- FPC material: electrolytic copper, half half;
- Back glue (back glue 3M300-9471LSE);
- If the tolerance dimension is not marked, the die punching dimension tolerance is ± 0.2 , and the copper foil line dimension tolerance is ± 0.05 , the hole tolerance of the marked point is ± 0.08 ;
- The solid part is the gold-plated area, the oblique line is the copper foil area, and the cross line is the gum area;
- The surface is printed with black matt matte;
- Pb, Hg, Cr+6, PBBs and PBDEs are less than 500PPM, and Cd is less than 50PPM.

Shenzhen Deshiqin Technology Co., Ltd

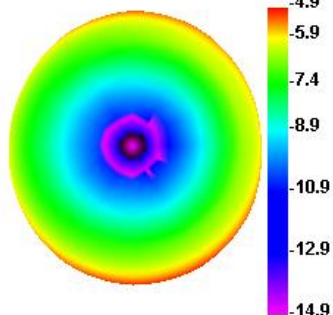
Date	Modification	edition	remarks

model	ME40K-high pass	date	20221228	Page	1 / 1
Item No		Structural design			
Part Name	FJ FPC(ANT)	RF design			
Part No		to examine			
texture of material	PI	Confirm			
Appearance treatment		Company	mm	proportion	FIT edition T:A

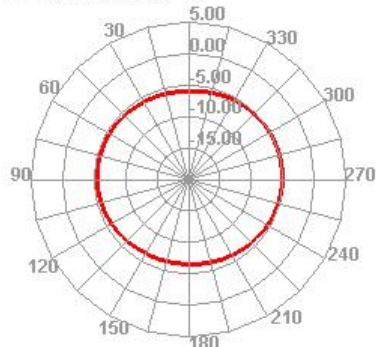
1		2		3		4		5		6		7		8	
---	--	---	--	---	--	---	--	---	--	---	--	---	--	---	--

Passive Test For 800-960				Passive Test For 800-890				Passive Test For 700-880			
Freq (MHz)	Effi (%)	Effi (dB)	Gain (dBi)	Freq (MHz)	Effi (%)	Effi (dB)	Gain (dBi)	Freq (MHz)	Effi (%)	Effi (dB)	Gain (dBi)
880	28.36	-5.47	-2.25	800	25.05	-7.98	-3.14	700	19.64	-7.07	-4.94
890	33.54	-4.74	-1.34	810	25.96	-7.6	-3.56	718	26.41	-5.78	-3.55
900	39.36	-4.05	-0.62	820	24.78	-7.1	-3.26	736	30.12	-5.21	-2.24
910	42.14	-3.75	-0.39	830	27.02	-7.2	-3.34	754	22.6	-6.46	-2.99
920	40.47	-3.93	-0.71	840	28.18	-6.8	-2.98	772	18.14	-7.41	-3.81
930	35.9	-4.45	-1.36	850	31.46	-5.84	-2.99	790	16.46	-7.84	-4.46
940	33.18	-4.79	-1.71	860	32.74	-5.51	-2.75	808	11.71	-9.31	-5.62
950	25.82	-5.88	-2.44	870	36.92	-5.59	-2.67	826	7.89	-11.03	-6.48
960	21.08	-6.76	-3.12	880	30.36	-5.47	-2.25	844	6.07	-12.16	-7.31
				890	33.54	-4.74	-1.34	862	3.75	-14.26	-9.37
								880	3.02	-15.2	-10.45

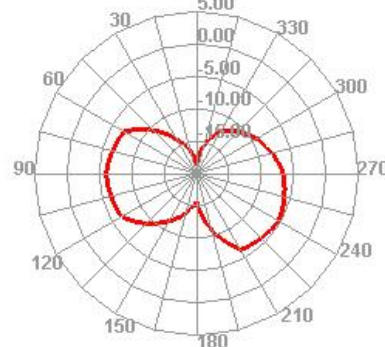
700.000MHz



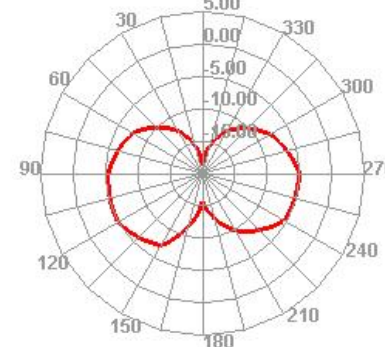
700.000MHz H



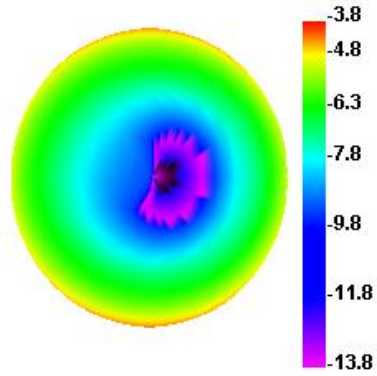
700.000MHz E1



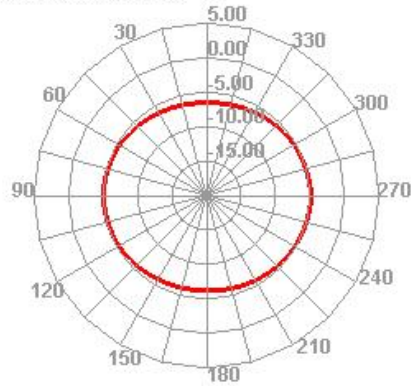
700.000MHz E2



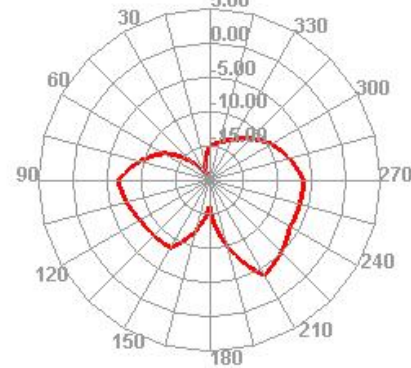
820.000MHz



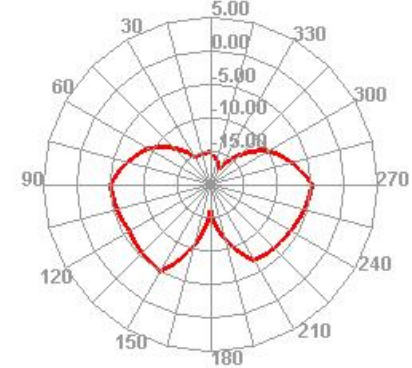
820.000MHz H



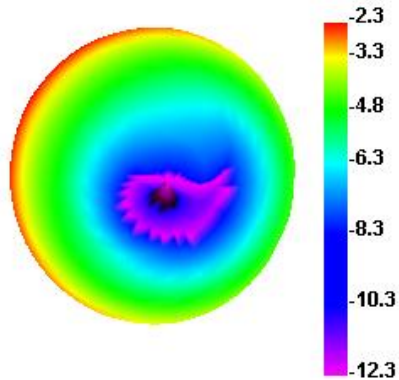
820.000MHz E1



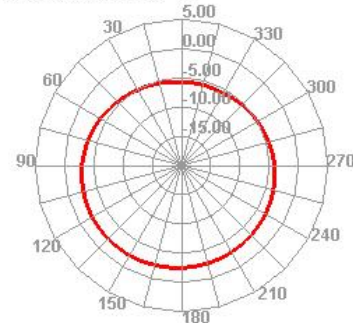
820.000MHz E2



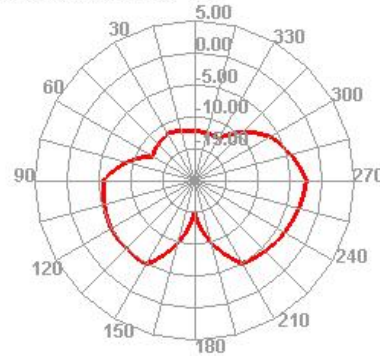
880.000MHz



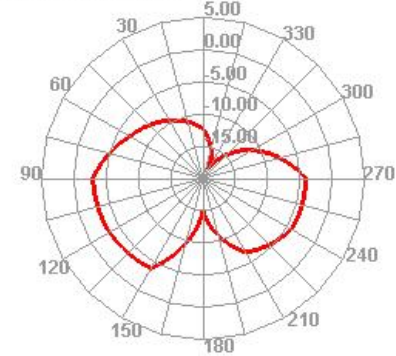
880.000MHz H



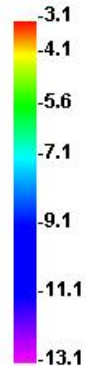
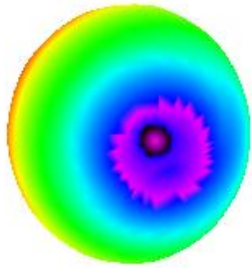
880.000MHz E1



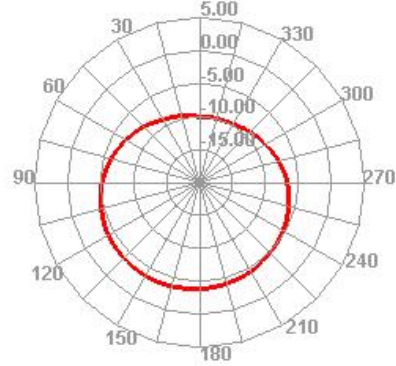
880.000MHz E2



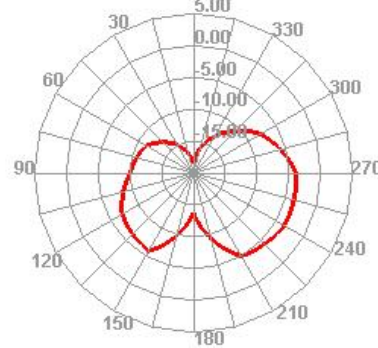
960.000MHz



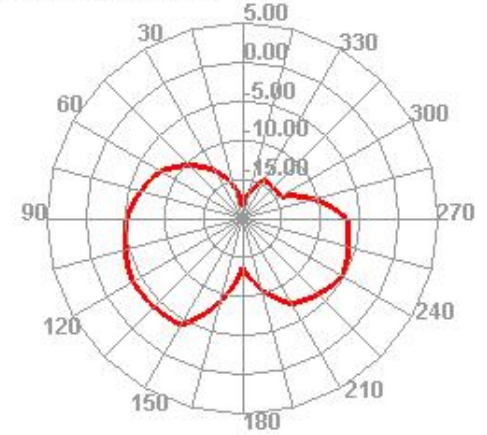
960.000MHz H



960.000MHz E1



960.000MHz E2

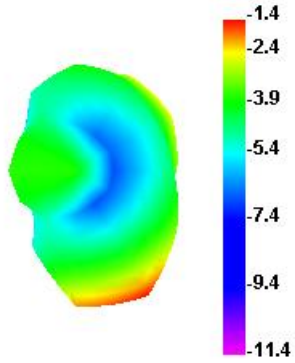




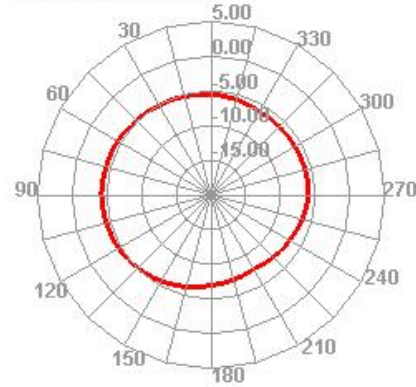
Passive Test For 1700-2700				2370	33.53	-4.75	0.54
Freq (MHz)	Effi (%)	Effi (dB)	Gain (dBi)	2380	34.29	-4.65	0.8
1710	21.61	-6.65	-3.08	2390	34.28	-4.65	0.69
1720	21.04	-6.77	-3.31	2400	35.44	-4.51	0.97
1730	25.82	-5.88	-2.62	2410	31.22	-5.06	0.42
1740	26.74	-5.73	-2.54	2420	31.74	-4.98	0.67
1750	28.71	-5.42	-2.27	2430	30.86	-5.11	0.79
1760	28.25	-5.49	-2.34	2440	32.83	-4.84	1.17
1770	29.02	-5.37	-2.33	2450	32.64	-4.86	1.42
1780	35.98	-4.44	-1.36	2460	31.37	-5.03	1.28
1790	35.38	-4.51	-1.48	2470	32.9	-4.83	1.7
1800	39.39	-4.05	-1.02	2480	33.74	-4.72	1.86
1810	43.44	-3.62	-0.8	2490	36.21	-4.41	2.32
1820	48.54	-3.14	-0.46	2500	34.74	-4.59	2.12
1830	48.98	-3.1	-0.63	2510	34.82	-4.58	2.29
1840	45.38	-3.43	-1.07	2520	34.36	-4.64	2.17
1850	47.01	-3.28	-0.84	2530	34.93	-4.57	2.3
1860	44.13	-3.55	-0.91	2540	36.72	-4.35	2.5
1870	38.17	-4.18	-1.48	2550	37.68	-4.24	2.62
1880	38.1	-4.19	-1.51	2560	39.69	-4.01	2.8
1890	38.72	-4.12	-1.5	2570	41.11	-3.86	2.92
1900	42.58	-3.71	-1.08	2580	40.04	-3.98	2.77
1910	43.09	-3.66	-1.13	2590	40.56	-3.92	2.84
1920	44.55	-3.51	-1.12	2600	39.36	-4.05	2.71
1930	53.32	-2.73	-0.43	2610	38.12	-4.19	2.61
1940	49.41	-3.06	-0.52	2620	35.51	-4.5	2.35
1950	49.08	-3.09	-0.28	2630	34.7	-4.6	2.31
1960	44.11	-3.55	-0.42	2640	36.51	-4.38	2.63
1970	46.95	-3.28	0.13	2650	36.25	-4.41	2.66
1980	46.74	-3.3	0.16	2660	36.93	-4.33	2.79
1990	39.38	-4.05	-0.61	2670	37.71	-4.24	2.88
2000	43.25	-3.64	-0.19	2680	36.58	-4.37	2.75
2010	44.84	-3.48	-0.15	2690	36.29	-4.4	2.7
				2700	31.9	-4.96	2.15

Shenzhen DESHIQIN Technology Co., Ltd.

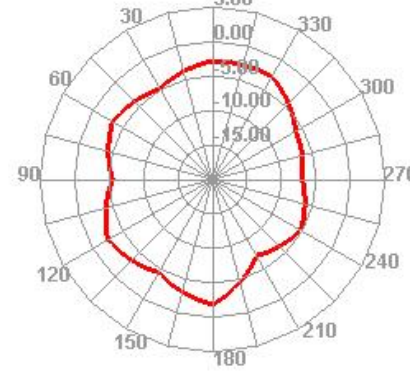
1780.000MHz



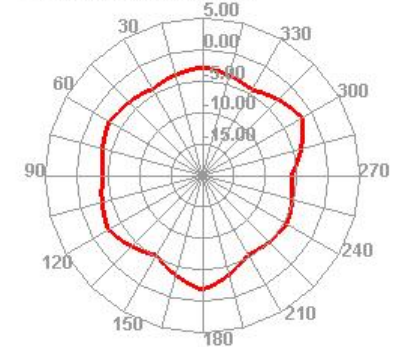
1780.000MHz H



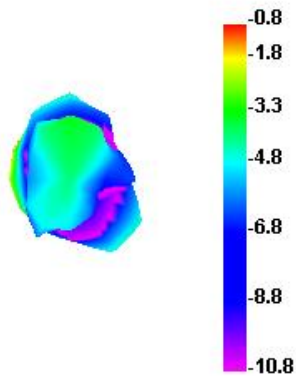
1780.000MHz E1



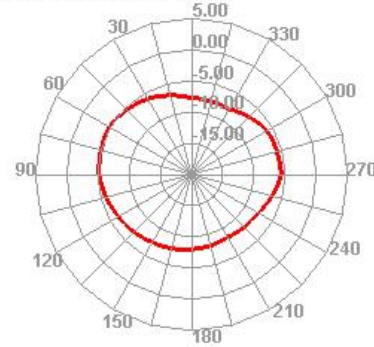
1780.000MHz E2



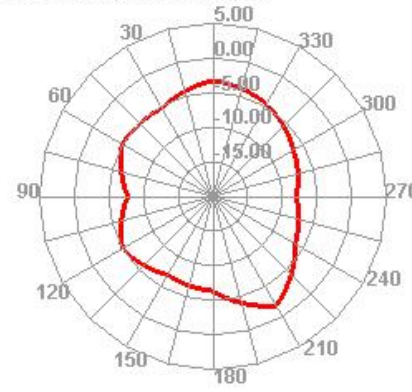
2200.000MHz



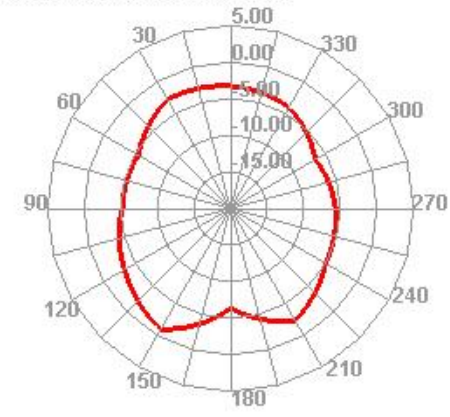
2200.000MHz H



2200.000MHz E1

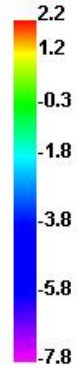



2200.000MHz E2

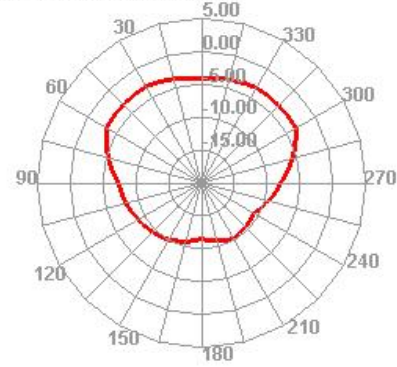




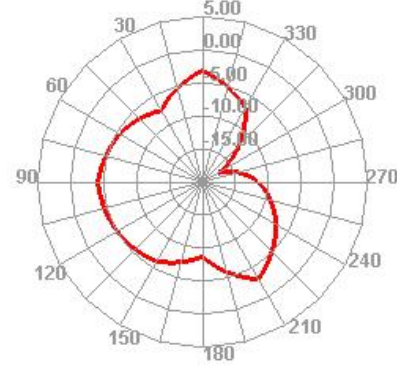
2700.000MHz



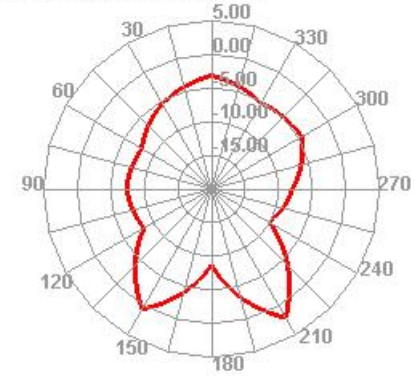
2700.000MHz H



2700.000MHz E1



2700.000MHz E2



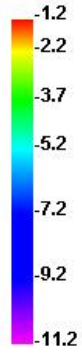
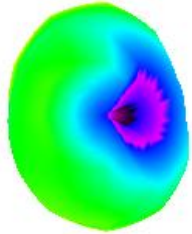


GPS/2.4G-WIFI/BT/5G-WIFI

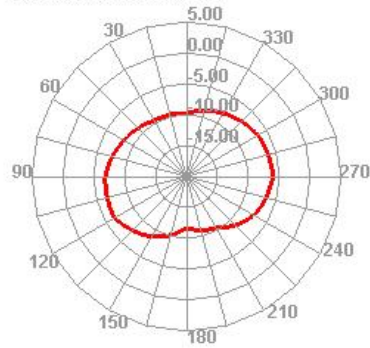
Passive Test For GPS				Passive Test For 2400-2500				Passive Test For WIFI5.8			
Freq (MHz)	Effi (%)	Effi (dB)	Gain (dBi)	Freq (MHz)	Effi (%)	Effi (dB)	Gain (dBi)	Freq (MHz)	Effi (%)	Effi (dB)	Gain (dBi)
1550	34.9	-6.04	-0.83	2400	35.58	-5.92	1.39	5150	41.74	-3.79	0.35
1555	34.84	-6.05	-0.9	2410	39.35	-5.32	2.33	5200	39.15	-4.07	-0.15
1560	33.6	-6.27	-1.19	2420	39.79	-5.26	2.6	5250	37.7	-4.24	0.3
1565	33.86	-6.22	-1.24	2430	31.79	-4.98	1.25	5300	35.08	-4.55	0.25
1570	34.35	-6.14	-1.19	2440	34.37	-4.64	1.71	5350	38.96	-4.09	0.9
1575	34.1	-6.18	-1.22	2450	37.56	-4.25	1.34	5400	46.21	-3.35	1.65
1580	33.48	-6.29	-1.33	2460	37.82	-4.22	1.44	5450	45.28	-3.44	1.9
1585	32.88	-6.41	-1.37	2470	39.28	-4.06	2.72	5500	45.83	-3.39	2.07
1590	32.62	-6.46	-1.33	2480	40.41	-3.94	2.71	5550	47.57	-3.23	2.38
1595	31.76	-6.62	-1.41	2490	43.13	-3.65	2.98	5600	48.95	-3.1	2.5
1600	30.08	-6.97	-1.63	2500	42.12	-3.75	2.89	5650	51.11	-2.91	2.88
								5700	51.03	-2.92	3.24
								5750	55.77	-2.54	3.41
								5800	47.42	-3.24	2.91
								5850	50.26	-2.99	3.22

Shenzhen DESHIQIN Technology Co., Ltd.

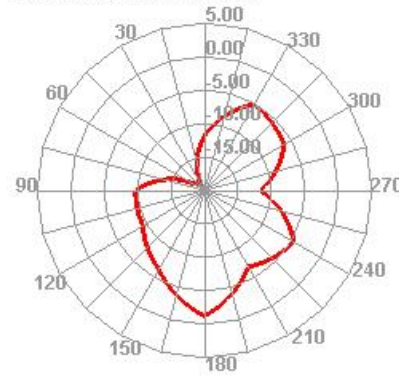
1575.000MHz



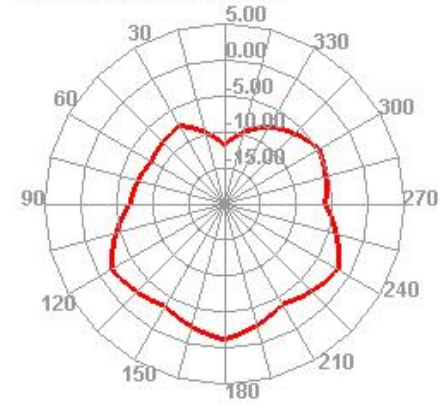
1575.000MHz H



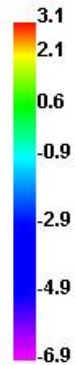
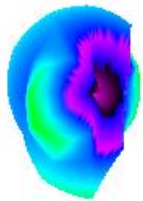
1575.000MHz E1



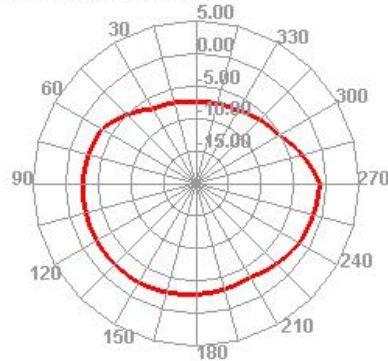
1575.000MHz E2



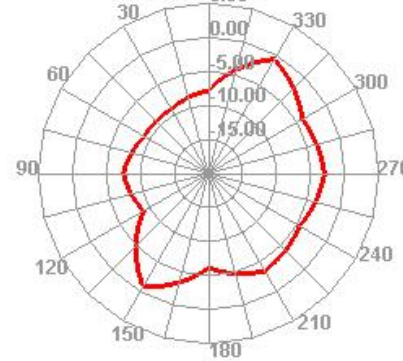
2450.000MHz



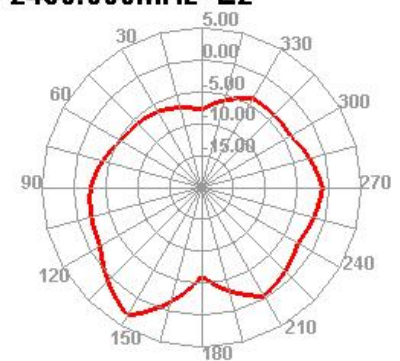
2450.000MHz H



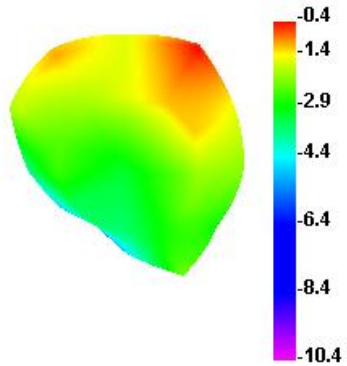
2450.000MHz E1



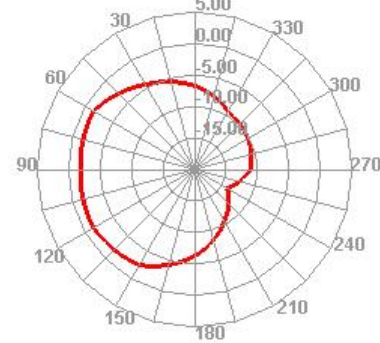
2450.000MHz E2



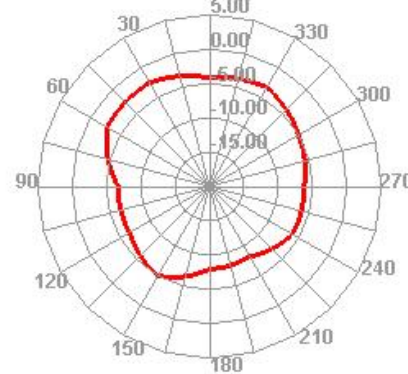
5150.000MHz



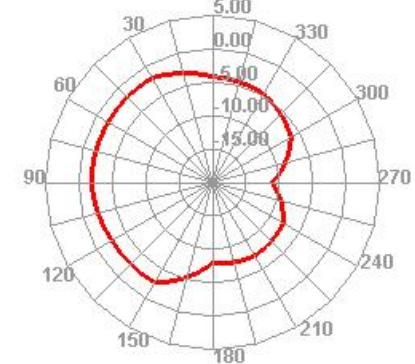
5150.000MHz H



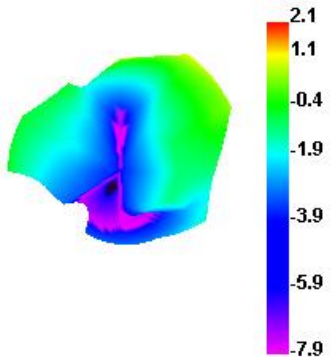
5150.000MHz E1



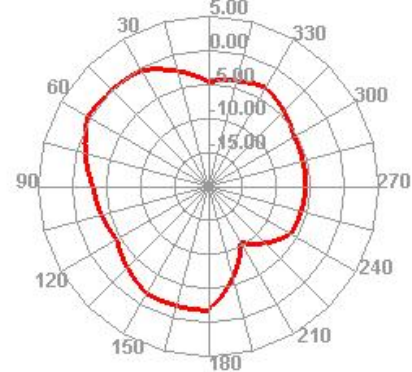
5150.000MHz E2



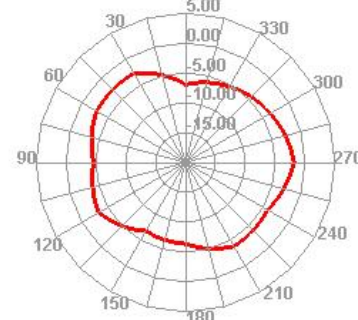
5500.000MHz



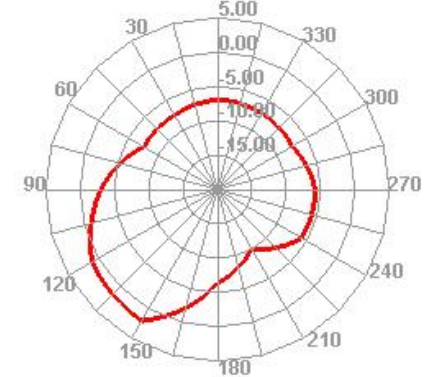
5500.000MHz H



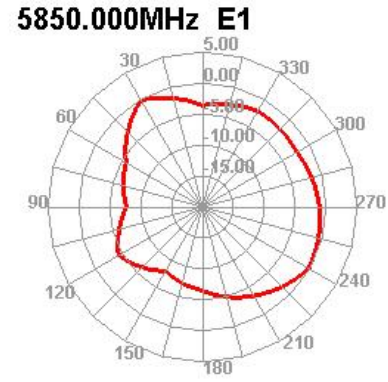
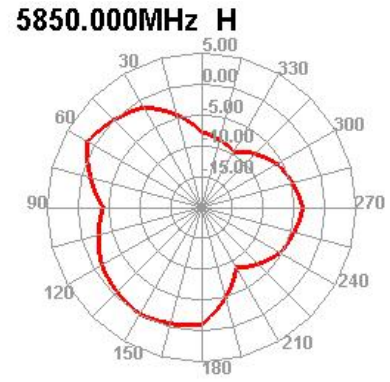
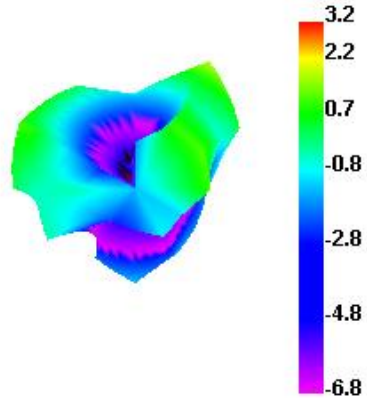
5500.000MHz E1



5500.000MHz E2



5850.000MHz



5850.000MHz E2

