



REPORT No. : SZ23030220S01

# RF EXPOSURE EXEMPT REPORT

**APPLICANT** : DongGuan KenSway  
Photoelectric Technology Co., Ltd.

**PRODUCT NAME** : Locator / Finder / Tag

**MODEL NAME** : Refer to 1.2

**BRAND NAME** : N/A

**FCC ID** : 2A9LIKENSWAY03

**STANDARD(S)** : 47 CFR Part 2(2.1093)

**RECEIPT DATE** : 2023-02-23

**TEST DATE** : 2023-03-21 to 2023-03-29

**ISSUE DATE** : 2023-04-12

Edited by:

*Peng Mi*

Peng Mi (Rapporteur)

Approved by:

*Shen Junsheng*

Shen Junsheng (Supervisor)

**NOTE:** This document is issued by Shenzhen Morlab Communications Technology Co., Ltd., the test report shall not be reproduced except in full without prior written permission of the company. The test results apply only to the particular sample(s) tested and to the specific tests carried out which is available on request for validation and information confirmed at our website.

MORLAB

Shenzhen Morlab Communications Technology Co., Ltd.  
FL. 1-3, Building A, FeiYang Science Park, No.8 LongChang Road,  
Block67, BaoAn District, ShenZhen , GuangDong Province, P. R. China

Tel: 86-755-36698555

Http://www.morlab.cn

Fax: 86-755-36698525

E-mail: service@morlab.cn





## DIRECTORY

<b>1. Technical Information</b>	<b>3</b>
<b>1.1 Applicant and Manufacturer Information</b>	<b>3</b>
<b>1.2 Equipment Under Test (EUT) Description</b>	<b>3</b>
<b>1.3 Applied Reference Documents</b>	<b>6</b>
<b>2. Device Category and RF Exposure Limit</b>	<b>7</b>
<b>3. RF Output Power</b>	<b>8</b>
<b>4. RF Exposure Assessment</b>	<b>9</b>
<b>Annex A Testing Laboratory Information</b>	<b>9</b>

Change History		
Version	Date	Reason for change
1.0	2023-04-12	First edition



# 1. Technical Information

**Note:** Provide by applicant.







## 1.1 Applicant and Manufacturer Information

<b>Applicant:</b>	DongGuan KenSway Photoelectric Technology Co., Ltd.
<b>Applicant Address:</b>	8418, Building 6, Changfa Boteng Industrial Park, No. 36, Xiangang Fuxing Road, Chang'an Town, Dongguan City, Guangdong Province
<b>Manufacturer:</b>	DongGuan KenSway Photoelectric Technology Co., Ltd.
<b>Manufacturer Address:</b>	8418, Building 6, Changfa Boteng Industrial Park, No. 36, Xiangang Fuxing Road, Chang'an Town, Dongguan City, Guangdong Province

## 1.2 Equipment Under Test (EUT) Description

<b>Product Name:</b>	Locator / Finder / Tag
<b>Sample No.:</b>	7#
<b>Model Name:</b>	KenSwayUFB IW01, KenSwayUFB IB01, KenSwayCLBIW01, KenSwayCLB IB01, KenSwayPLBIW01, KenSwayPLB IB01, SDD Finder01, SDD Finder02, SDD Finder03, SDD Finder04, SDD Finder05, SDD Finder06,
<b>Hardware Version:</b>	V6
<b>Software Version:</b>	1.7.25
<b>Equipment Type:</b>	Bluetooth LE
<b>Bluetooth Version:</b>	5.2
<b>Operating Frequency Range:</b>	2402MHz-2480MHz
<b>Modulation Type:</b>	GFSK(1Mbps, 2Mbps)
<b>Antenna Type:</b>	Chip Antenna
<b>Antenna Gain:</b>	1.24dBi

**Note 1:** According to the certificate holder, they declared that the models KenSwayUFBW01, KenSwayUFBIB01, KenSwayCLBW01, KenSwayCLBIB01, KenSwayPLBW01, KenSwayPLBIB01, SDD Finder01, SDD Finder02, SDD Finder03, SDD Finder04, SDD Finder05 and SDD Finder06 only the shell shape and color is different, everything else is the same. The main measuring model is KenSwayUFBW01, only the results for KenSwayUFBW01 were recorded in this report.

No	Name	Photo	Color	Model
1	Locator / Finder / Tag		black	KenSwayCLBIB01
2			white	KenSwayCLBW01
3	Locator / Finder / Tag		black	KenSwayUFBIB01
4			white	KenSwayUFBW01
5	Locator / Finder / Tag		black	KenSwayPLBIB01
6			white	KenSwayPLBW01

7	Locator / Finder / Tag		black	SDD Finder01
8			Grey	SDD Finder02
9	Locator / Finder / Tag		Blue	SDD Finder03
10			Purple	SDD Finder04
11	Locator / Finder / Tag		Green	SDD Finder05

12	Locator / Finder / Tag		Pink	SDD Finder06
----	---------------------------	---	------	--------------

### 1.3 Applied Reference Documents

Leading reference documents for testing:

Identity	Document Title	Method Determination /Remark
47 CFR Part 2(2.1093)	Radio Frequency Radiation Exposure Assessment: Portable devices	No deviation
KDB 447498 D04v01	RF Exposure Procedures and Equipment Authorization Policies for Mobile and Portable Devices	No deviation
<p><b>Note 1:</b> Additions to, deviation, or exclusions from the method shall be judged in the "method determination" column of add, deviate or exclude from the specific method shall be explained in the "Remark" of the above table.</p> <p><b>Note 2:</b> When the test result is a critical value, we will use the measurement uncertainty give the judgment result based on the 95% confidence intervals.</p>		



## 2. Device Category and RF Exposure Limit

Per user manual, based on 47 CFR 2.1093, this device belongs to portable device category with General Population/Uncontrolled exposure.

### **Portable Devices:**

47 CFR 2.1093(b)

For purposes of this section, a portable device is defined as a transmitting device designed to be used so that the radiating structure(s) of the device is/are within 20 centimeters of the body of the user.

### **General Population/Uncontrolled Exposure:**

47 CFR 2.1093(d) (2)

Limits for General Population/Uncontrolled exposure: 0.08 W/kg as averaged over the whole-body and spatial peak SAR not exceeding 1.6 W/kg as averaged over any 1 gram of tissue (defined as a tissue volume in the shape of a cube). Exceptions are the hands, wrists, feet and ankles where the spatial peak SAR shall not exceed 4 W/kg, as averaged over any 10 grams of tissue (defined as a tissue volume in the shape of a cube). General Population/Uncontrolled limits apply when the general public may be exposed, or when persons that are exposed as a consequence of their employment may not be fully aware of the potential for exposure or do not exercise control over their exposure. Warning labels placed on consumer devices such as cellular telephones will not be sufficient reason to allow these devices to be evaluated subject to limits for occupational/controlled exposure in paragraph (d)(1) of this section.



### 3. RF Output Power

#### <Bluetooth Output Power>

Mode	Channel	Frequency (MHz)	Average Power (dBm)	
			GFSK	
			1Mbps	2Mbps
Bluetooth LE	CH 00	2402	5.91	<b>5.98</b>
	CH 19	2440	5.85	5.81
	CH 39	2480	5.29	5.32
Tune-up Limit			6.50	6.50

**Note 1:** According to KDB 447498, SAR test exclusion conditions are based on source-based time-averaged maximum conducted output power of the RF channel requiring evaluation, adjusted for tune-up tolerance, and the minimum test separation distance required for the exposure conditions.

**Note 2:** The output power refers to report (Report No.: SZ23020220W01).



## 4. RF Exposure Evaluation

### ➤ Standalone Transmission SAR Evaluation:

1. According to KDB 447498 section 4.3.1, the 1-g SAR test exclusion thresholds at test separation Distances ≤ 50 mm are determined by:

$$[(\text{max. power of channel, including tune-up tolerance, mW}) / (\text{min. test separation distance, mm})] \cdot [\sqrt{f(\text{GHz})}] \leq 3.0.$$

- f(GHz) is the RF channel transmit frequency in GHz
- Power and distance are rounded to the nearest mW and mm before calculation
- The result is rounded to one decimal place for comparison

2. When the device is used, 5mm as the most conservative minimum test separation distance was used for evaluating.

Channel	Frequency (GHz)	Max. Tune-up Power (dBm)	Max. Power (mW)	Test Distance (mm)	Result	Exclusion Thresholds for 1-g SAR
CH 00	2.402	7.00	5.00	5	1.24	3.0

**Note:** The conduction power was rounded in mW.

3. When standalone SAR is not required to be measured, per KDB 447498 D01v06 4.3.2), the following equation must be used to estimate the standalone 1g SAR.

$$\text{Estimated SAR} = \frac{\sqrt{f(\text{GHz})}}{7.5} \cdot \frac{\text{Max. power of channel, mW}}{\text{Min. Separation Distance, mm}}$$

Mode	Max. Tune-up Power (dBm)	Exposure Position	Body
		Test Distance (mm)	5
Bluetooth	6.50	Estimated SAR (W/kg)	0.165

### ➤ Simultaneous SAR Evaluation:

This device only incorporates one Bluetooth transmitter, therefore simultaneous SAR evaluation is not required.



## Annex A Testing Laboratory Information

### 1. Identification of the Responsible Testing Laboratory

<b>Laboratory Name:</b>	Shenzhen Morlab Communications Technology Co., Ltd.
<b>Laboratory Address:</b>	FL.3, Building A, FeiYang Science Park, No.8 LongChang Road, Block 67, BaoAn District, ShenZhen, GuangDong Province, P. R. China
<b>Telephone:</b>	+86 755 36698555
<b>Facsimile:</b>	+86 755 36698525

### 2. Identification of the Responsible Testing Location

<b>Name:</b>	Shenzhen Morlab Communications Technology Co., Ltd.
<b>Address:</b>	FL.3, Building A, FeiYang Science Park, No.8 LongChang Road, Block 67, BaoAn District, ShenZhen, GuangDong Province, P. R. China

### 3. Facilities and Accreditations

All measurement facilities used to collect the measurement data are located at FL.3, Building A, FeiYang Science Park, Block 67, BaoAn District, Shenzhen, 518101 P. R. China. The test site is constructed in conformance with the requirements of ANSI C63.10-2013 and CISPR Publication 22; the FCC designation number is CN1192, the test firm registration number is 226174.

\_\_\_\_\_ END OF REPORT \_\_\_\_\_