



Appendix I - Photograph of test configuration

**Conduction Test
< Setup-F View >**




< Setup-R View >



**Radiation Test (Below 1G)
< RF Setup-F View >**



< RF Setup-R View >



< Close-in View >



Radiation Test (Above 1G)
< RF Setup-F View >




< RF Setup-R View >






Appendix II - Photograph of EUT 2


< Front view of EUT >




< Rear view of EUT >




< Left View of EUT >




< Right View of EUT >




< TOP View of EUT >




< Bottom View of EUT >




< Inside View of EUT >



< PCB-F >



< PCB-R >



< Module Close in >

