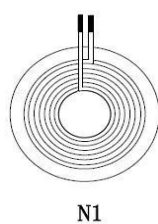


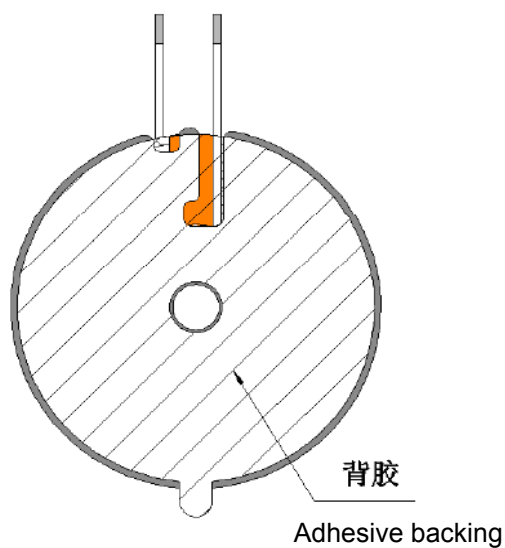
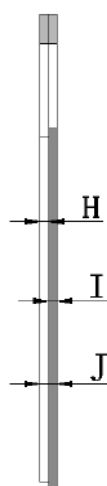
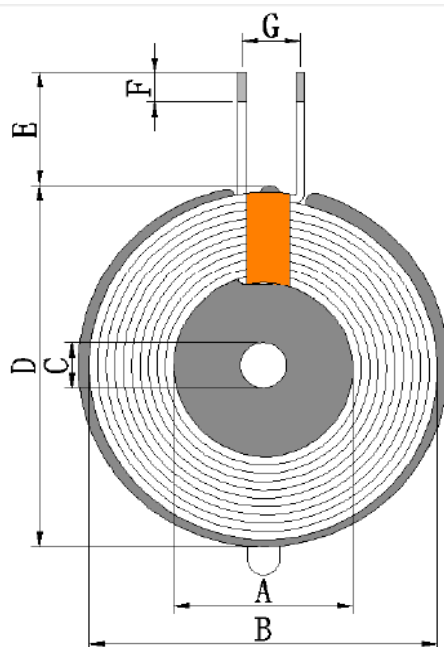
1. 电路图/CIRCUITDIAGRAM



单位: MM

Unit: MM

2. 外形图/OUTSIDE DIAGRAM



| A | B | C | D | E | F | G | H | I | J |
|----------|------|---------|--------|------|-------|------|---------|----------|----------|
| 20.5±0.5 | 43±1 | 5.1±0.2 | 50±0.5 | 70±2 | 3.0±1 | 10±1 | 1.25MAX | 1.0±0.15 | 2.4 0MAX |