

Test Mode :	TX (5.8G) -- 802.11ac-HT40
-------------	----------------------------

Polar (H/V)	Frequency (MHz)	Reading Level (dBuV/m)	Correct Factor (dB)	Measurement (dBuV/m)	Limits (dBuV/m)	Over (dB)	Detector Type
Low Channel (5755 MHz)-Above 1G							
Vertical	4679.14	74.45	-20.24	54.21	74.00	-19.79	PK
Vertical	4679.14	59.05	-20.24	38.81	54.00	-15.19	AV
Vertical	11510.18	61.08	-8.81	52.27	74.00	-21.73	PK
Vertical	11510.18	49.10	-8.81	40.29	54.00	-13.71	AV
Vertical	17265.00	57.52	-3.01	54.51	68.20	-13.69	PK
Vertical	17265.00	44.26	-3.01	41.25	54.00	-12.75	AV
Horizontal	4679.14	70.14	-20.24	49.90	74.00	-24.10	PK
Horizontal	4679.14	59.01	-20.24	38.77	54.00	-15.23	AV
Horizontal	11510.01	64.51	-8.81	55.70	74.00	-18.30	PK
Horizontal	11510.01	49.19	-8.81	40.38	54.00	-13.62	AV
Horizontal	17265.03	57.35	-3.01	54.34	68.20	-13.86	PK
Horizontal	17265.03	44.32	-3.01	41.31	54.00	-12.69	AV
Middle Channel (5795 MHz)-Above 1G							
Vertical	6039.12	73.10	-18.93	54.17	68.20	-14.03	PK
Vertical	6039.12	59.56	-18.93	40.63	54.00	-13.37	AV
Vertical	11590.10	64.76	-8.87	55.89	74.00	-18.11	PK
Vertical	11590.10	49.38	-8.87	40.51	54.00	-13.49	AV
Vertical	17385.00	58.38	-2.35	56.03	68.20	-12.17	PK
Vertical	17385.00	44.82	-2.35	42.47	54.00	-11.53	AV
Horizontal	6039.12	73.23	-18.93	54.30	68.20	-13.90	PK
Horizontal	6039.12	59.39	-18.93	40.46	54.00	-13.54	AV
Horizontal	11590.06	60.06	-8.87	51.19	74.00	-22.81	PK
Horizontal	11590.06	49.85	-8.87	40.98	54.00	-13.02	AV
Horizontal	17385.15	58.59	-2.35	56.24	68.20	-11.96	PK
Horizontal	17385.15	44.80	-2.35	42.45	54.00	-11.55	AV

Note: PK value is lower than the Average value limit, So average didn't record.

The 26.5-40G amplitude of spurious emissions that are attenuated by more than 20dB below the permissible value has no need to be reported.

Emission level (dBuV/m) = 20 log Emission level (uV/m).

Corrected Reading: Antenna Factor + Cable Loss + Read Level - Preamp Factor = Level.

Test Mode is MIMO Mode.

SHENZHEN

Test Mode :	TX (5.8G) -- 802.11ac 80
-------------	--------------------------

Polar (H/V)	Frequency (MHz)	Reading Level (dBuV/m)	Correct Factor (dB)	Measurement (dBuV/m)	Limits (dBuV/m)	Over (dB)	Detector Type
Low Channel (5775 MHz)-Above 1G							
Vertical	4679.02	72.72	-20.24	52.48	74.00	-21.52	PK
Vertical	4679.02	59.57	-20.24	39.33	54.00	-14.67	AV
Vertical	11550.16	61.09	-8.84	52.25	74.00	-21.75	PK
Vertical	11550.16	49.56	-8.84	40.72	54.00	-13.28	AV
Vertical	17325.13	59.44	-2.68	56.76	68.20	-11.44	PK
Vertical	17325.13	44.83	-2.68	42.15	54.00	-11.85	AV
Horizontal	4679.09	70.61	-20.24	50.37	74.00	-23.63	PK
Horizontal	4679.09	59.28	-20.24	39.04	54.00	-14.96	AV
Horizontal	11550.11	60.89	-8.84	52.05	74.00	-21.95	PK
Horizontal	11550.11	49.94	-8.84	41.10	54.00	-12.90	AV
Horizontal	17325.13	58.47	-2.68	55.79	68.20	-12.41	PK
Horizontal	17325.13	44.62	-2.68	41.94	54.00	-12.06	AV


Note: PK value is lower than the Average value limit, So average didn't record.

The 26.5-40G amplitude of spurious emissions that are attenuated by more than 20dB below the permissible value has no need to be reported.

Emission level (dBuV/m) = 20 log Emission level (uV/m).

Corrected Reading: Antenna Factor + Cable Loss + Read Level - Preamp Factor = Level.

Test Mode is MIMO Mode.



Test Mode:	TX (5.8G) --802.11ax-HT20
------------	---------------------------

Polar (H/V)	Frequency (MHz)	Reading Level (dBuV/m)	Correct Factor (dB)	Measurement (dBuV/m)	Limits (dBuV/m)	Over (dB)	Detector Type
Low Channel (5745 MHz)-Above 1G							
Vertical	4679.11	71.08	-20.24	50.84	74.00	-23.16	PK
Vertical	4679.11	59.54	-20.24	39.30	54.00	-14.70	AV
Vertical	11490.16	62.31	-8.79	53.52	68.20	-14.68	PK
Vertical	11490.16	49.30	-8.79	40.51	54.00	-13.49	AV
Vertical	17235.10	57.68	-3.18	54.50	68.20	-13.70	PK
Vertical	17235.10	44.22	-3.18	41.04	54.00	-12.96	AV
Horizontal	4679.19	73.08	-20.24	52.83	74.00	-21.17	PK
Horizontal	4679.19	59.27	-20.24	39.03	54.00	-14.97	AV
Horizontal	11490.06	64.11	-8.79	55.32	68.20	-12.88	PK
Horizontal	11490.06	49.27	-8.79	40.48	54.00	-13.52	AV
Horizontal	17235.11	57.93	-3.18	54.75	68.20	-13.45	PK
Horizontal	17235.11	44.96	-3.18	41.78	54.00	-12.22	AV
Middle Channel (5785 MHz)-Above 1G							
Vertical	4592.04	73.13	-20.42	52.71	74.00	-21.29	PK
Vertical	4592.04	59.56	-20.42	39.15	54.00	-14.85	AV
Vertical	11570.12	61.41	-8.86	52.55	68.20	-15.65	PK
Vertical	11570.12	49.32	-8.86	40.46	54.00	-13.54	AV
Vertical	17355.16	55.06	-2.52	52.54	68.20	-15.66	PK
Vertical	17355.16	44.10	-2.52	41.58	54.00	-12.42	AV
Horizontal	4592.01	70.19	-20.42	49.77	74.00	-24.23	PK
Horizontal	4592.01	59.77	-20.42	39.35	54.00	-14.65	AV
Horizontal	11570.16	62.16	-8.86	53.30	68.20	-14.90	PK
Horizontal	11570.16	49.90	-8.86	41.04	54.00	-12.96	AV
Horizontal	17355.16	55.30	-2.52	52.78	68.20	-15.42	PK
Horizontal	17355.16	44.70	-2.52	42.18	54.00	-11.82	AV
High Channel (5825 MHz)-Above 1G							
Vertical	6039.18	72.09	-18.93	53.15	68.20	-15.05	PK
Vertical	6039.18	59.01	-18.93	40.08	54.00	-13.92	AV
Vertical	11650.11	64.23	-8.92	55.31	74.00	-18.69	PK
Vertical	11650.11	49.02	-8.92	40.10	54.00	-13.90	AV
Vertical	17475.03	57.37	-1.86	55.51	68.20	-12.69	PK
Vertical	17475.03	44.39	-1.86	42.53	54.00	-11.47	AV
Horizontal	6039.14	71.72	-18.93	52.79	68.20	-15.41	PK
Horizontal	6039.14	59.05	-18.93	40.12	54.00	-13.88	AV
Horizontal	11650.10	64.59	-8.92	55.67	74.00	-18.33	PK
Horizontal	11650.10	49.64	-8.92	40.72	54.00	-13.28	AV
Horizontal	17475.14	57.49	-1.86	55.63	68.20	-12.57	PK
Horizontal	17475.14	44.29	-1.86	42.43	54.00	-11.57	AV

Note: PK value is lower than the Average value limit, So average didn't record.
 The 26.5-40G amplitude of spurious emissions that are attenuated by more than 20dB below the permissible value has no need to be reported.
 Emission level (dBuV/m) = 20 log Emission level (uV/m).
 Corrected Reading: Antenna Factor + Cable Loss + Read Level - Preamp Factor = Level.
 Test Mode is MIMO Mode.

Test Mode :	TX (5.8G) -- 802.11ax-HT40
-------------	----------------------------


Polar (H/V)	Frequency (MHz)	Reading Level (dBuV/m)	Correct Factor (dB)	Measurement (dBuV/m)	Limits (dBuV/m)	Over (dB)	Detector Type
Low Channel (5755 MHz)-Above 1G							
Vertical	4679.08	72.37	-20.24	52.13	74.00	-21.87	PK
Vertical	4679.08	59.30	-20.24	39.06	54.00	-14.94	AV
Vertical	11510.15	61.17	-8.81	52.36	74.00	-21.64	PK
Vertical	11510.15	49.72	-8.81	40.91	54.00	-13.09	AV
Vertical	17265.19	57.61	-3.01	54.60	68.20	-13.60	PK
Vertical	17265.19	44.94	-3.01	41.93	54.00	-12.07	AV
Horizontal	4679.04	74.34	-20.24	54.10	74.00	-19.90	PK
Horizontal	4679.04	59.54	-20.24	39.30	54.00	-14.70	AV
Horizontal	11510.17	63.21	-8.81	54.40	74.00	-19.60	PK
Horizontal	11510.17	49.29	-8.81	40.48	54.00	-13.52	AV
Horizontal	17265.06	58.38	-3.01	55.37	68.20	-12.83	PK
Horizontal	17265.06	44.23	-3.01	41.22	54.00	-12.78	AV
Middle Channel (5795 MHz)-Above 1G							
Vertical	6039.02	73.74	-18.93	54.81	68.20	-13.39	PK
Vertical	6039.02	59.97	-18.93	41.04	54.00	-12.96	AV
Vertical	11590.15	61.47	-8.87	52.60	74.00	-21.40	PK
Vertical	11590.15	49.89	-8.87	41.02	54.00	-12.98	AV
Vertical	17385.00	58.41	-2.35	56.06	68.20	-12.14	PK
Vertical	17385.00	44.24	-2.35	41.89	54.00	-12.11	AV
Horizontal	6039.01	70.71	-18.93	51.78	68.20	-16.42	PK
Horizontal	6039.01	59.71	-18.93	40.78	54.00	-13.22	AV
Horizontal	11590.13	62.06	-8.87	53.19	74.00	-20.81	PK
Horizontal	11590.13	49.61	-8.87	40.74	54.00	-13.26	AV
Horizontal	17385.12	55.72	-2.35	53.37	68.20	-14.83	PK
Horizontal	17385.12	44.84	-2.35	42.49	54.00	-11.51	AV

Note: PK value is lower than the Average value limit, So average didn't record.
 The 26.5-40G amplitude of spurious emissions that are attenuated by more than 20dB below the permissible value has no need to be reported.
 Emission level (dBuV/m) = 20 log Emission level (uV/m).
 Corrected Reading: Antenna Factor + Cable Loss + Read Level - Preamp Factor = Level.
 Test Mode is MIMO Mode.

Test Mode :	TX (5.8G) -- 802.11ax 80
-------------	--------------------------

Polar (H/V)	Frequency (MHz)	Reading Level (dBuV/m)	Correct Factor (dB)	Measurement (dBuV/m)	Limits (dBuV/m)	Over (dB)	Detector Type
Low Channel (5775 MHz)-Above 1G							
Vertical	4679.14	70.80	-20.24	50.56	74.00	-23.44	PK
Vertical	4679.14	59.35	-20.24	39.10	54.00	-14.90	AV
Vertical	11550.00	64.16	-8.84	55.32	74.00	-18.68	PK
Vertical	11550.00	49.36	-8.84	40.52	54.00	-13.48	AV
Vertical	17325.09	55.31	-2.68	52.63	68.20	-15.57	PK
Vertical	17325.09	44.89	-2.68	42.21	54.00	-11.79	AV
Horizontal	4679.12	73.16	-20.24	52.92	74.00	-21.08	PK
Horizontal	4679.12	59.63	-20.24	39.39	54.00	-14.61	AV
Horizontal	11550.05	60.99	-8.84	52.15	74.00	-21.85	PK
Horizontal	11550.05	49.51	-8.84	40.67	54.00	-13.33	AV
Horizontal	17325.09	58.15	-2.68	55.47	68.20	-12.73	PK
Horizontal	17325.09	44.89	-2.68	42.21	54.00	-11.79	AV

Note: PK value is lower than the Average value limit, So average didn't record.
 The 26.5-40G amplitude of spurious emissions that are attenuated by more than 20dB below the permissible value has no need to be reported.
 Emission level (dBuV/m) = 20 log Emission level (uV/m).
 Corrected Reading: Antenna Factor + Cable Loss + Read Level - Preamp Factor = Level.
 Test Mode is MIMO Mode.



Battery 2
 Between 1GHz – 40GHz

Test Mode:	TX(5.1G) - 802.11a
------------	--------------------

Polar	Frequency	Reading Level	Correct Factor	Measurement	Limits	Over	Detector Type
(H/V)	(MHz)	(dBuV/m)	(dB)	(dBuV/m)	(dBuV/m)	(dB)	
Low Channel (5180 MHz)-Above 1G							
Vertical	4434.08	74.55	-20.73	53.82	68.20	-14.38	PK
Vertical	4434.08	59.37	-20.73	38.64	54.00	-15.36	AV
Vertical	10360.17	62.15	-9.36	52.79	68.20	-15.41	PK
Vertical	10360.17	49.35	-9.36	39.99	54.00	-14.01	AV
Vertical	15540.13	62.62	-7.84	54.78	74.00	-19.22	PK
Vertical	15540.13	49.97	-7.84	42.13	54.00	-11.87	AV
Horizontal	4434.05	71.56	-20.73	50.83	68.20	-17.37	PK
Horizontal	4434.05	59.75	-20.73	39.02	54.00	-14.98	AV
Horizontal	10360.18	60.66	-9.36	51.30	68.20	-16.90	PK
Horizontal	10360.18	49.20	-9.36	39.84	54.00	-14.16	AV
Horizontal	15540.16	60.26	-7.84	52.42	74.00	-21.58	PK
Horizontal	15540.16	49.02	-7.84	41.18	54.00	-12.82	AV
Middle Channel (5200 MHz)-Above 1G							
Vertical	4592.01	70.46	-20.42	50.04	74.00	-23.96	PK
Vertical	4592.01	59.66	-20.42	39.24	54.00	-14.76	AV
Vertical	10400.15	60.37	-9.30	51.07	68.20	-17.13	PK
Vertical	10400.15	49.13	-9.30	39.83	54.00	-14.17	AV
Vertical	15600.01	63.60	-7.82	55.78	74.00	-18.22	PK
Vertical	15600.01	49.69	-7.82	41.87	54.00	-12.13	AV
Horizontal	4592.13	70.37	-20.42	49.96	74.00	-24.04	PK
Horizontal	4592.13	59.42	-20.42	39.00	54.00	-15.00	AV
Horizontal	10400.16	60.55	-9.30	51.25	68.20	-16.95	PK
Horizontal	10400.16	49.08	-9.30	39.78	54.00	-14.22	AV
Horizontal	15600.15	64.23	-7.82	56.41	74.00	-17.59	PK
Horizontal	15600.15	49.82	-7.82	42.00	54.00	-12.00	AV
High Channel (5240 MHz)-Above 1G							
Vertical	4739.06	72.81	-20.12	52.69	74.00	-21.31	PK
Vertical	4739.06	59.86	-20.12	39.74	54.00	-14.26	AV
Vertical	10480.06	64.48	-9.18	55.30	68.20	-12.90	PK
Vertical	10480.06	49.99	-9.18	40.81	54.00	-13.19	AV
Vertical	15720.11	64.10	-7.78	56.32	74.00	-17.68	PK
Vertical	15720.11	49.88	-7.78	42.10	54.00	-11.90	AV
Horizontal	4739.20	71.66	-20.12	51.54	74.00	-22.46	PK
Horizontal	4739.20	59.15	-20.12	39.02	54.00	-14.98	AV
Horizontal	10480.07	63.61	-9.18	54.43	68.20	-13.77	PK
Horizontal	10480.07	49.25	-9.18	40.07	54.00	-13.93	AV
Horizontal	15720.12	63.93	-7.78	56.15	74.00	-17.85	PK
Horizontal	15720.12	49.83	-7.78	42.05	54.00	-11.95	AV

Note: PK value is lower than the Average value limit, So average didn't record.
 The 26.5-40G amplitude of spurious emissions that are attenuated by more than 20dB below the permissible value has no need to be reported.
 Emission level (dBuV/m) = 20 log Emission level (uV/m).
 Corrected Reading: Antenna Factor + Cable Loss + Read Level - Preamp Factor = Level.
 The worst case is Antenna A

CO.LTD

Test Mode:	TX(5.1G) - 802.11n-HT20
------------	-------------------------

Polar (H/V)	Frequency (MHz)	Reading Level (dBuV/m)	Correct Factor (dB)	Measurement (dBuV/m)	Limits (dBuV/m)	Over (dB)	Detector Type
Low Channel (5180 MHz)-Above 1G							
Vertical	4434.07	71.34	-20.73	50.60	68.20	-17.60	PK
Vertical	4434.07	59.76	-20.73	39.03	54.00	-14.97	AV
Vertical	10360.01	61.06	-9.36	51.70	68.20	-16.50	PK
Vertical	10360.01	49.41	-9.36	40.05	54.00	-13.95	AV
Vertical	15540.06	64.07	-7.84	56.23	74.00	-17.77	PK
Vertical	15540.06	49.54	-7.84	41.70	54.00	-12.30	AV
Horizontal	4434.02	71.25	-20.73	50.51	68.20	-17.69	PK
Horizontal	4434.02	59.92	-20.73	39.19	54.00	-14.81	AV
Horizontal	10360.12	61.66	-9.36	52.30	68.20	-15.90	PK
Horizontal	10360.12	49.44	-9.36	40.08	54.00	-13.92	AV
Horizontal	15540.07	62.20	-7.84	54.36	74.00	-19.64	PK
Horizontal	15540.07	49.78	-7.84	41.94	54.00	-12.06	AV
Middle Channel (5200 MHz)-Above 1G							
Vertical	4592.17	71.29	-20.42	50.88	74.00	-23.12	PK
Vertical	4592.17	59.33	-20.42	38.92	54.00	-15.08	AV
Vertical	10400.00	63.90	-9.30	54.60	68.20	-13.60	PK
Vertical	10400.00	49.37	-9.30	40.07	54.00	-13.93	AV
Vertical	15600.04	61.98	-7.82	54.16	74.00	-19.84	PK
Vertical	15600.04	49.53	-7.82	41.71	54.00	-12.29	AV
Horizontal	4592.19	71.51	-20.42	51.09	74.00	-22.91	PK
Horizontal	4592.19	59.62	-20.42	39.20	54.00	-14.80	AV
Horizontal	10400.15	60.12	-9.30	50.82	68.20	-17.38	PK
Horizontal	10400.15	49.50	-9.30	40.20	54.00	-13.80	AV
Horizontal	15600.14	62.00	-7.82	54.18	74.00	-19.82	PK
Horizontal	15600.14	49.45	-7.82	41.63	54.00	-12.37	AV
High Channel (5240 MHz)-Above 1G							
Vertical	4739.09	71.12	-20.12	51.00	74.00	-23.00	PK
Vertical	4739.09	59.16	-20.12	39.04	54.00	-14.96	AV
Vertical	10480.06	60.94	-9.18	51.76	68.20	-16.44	PK
Vertical	10480.06	49.05	-9.18	39.87	54.00	-14.13	AV
Vertical	15720.20	62.97	-7.78	55.19	74.00	-18.81	PK
Vertical	15720.20	49.33	-7.78	41.55	54.00	-12.45	AV
Horizontal	4739.08	73.38	-20.12	53.25	74.00	-20.75	PK
Horizontal	4739.08	59.08	-20.12	38.96	54.00	-15.04	AV
Horizontal	10480.13	62.99	-9.18	53.81	68.20	-14.39	PK
Horizontal	10480.13	49.87	-9.18	40.69	54.00	-13.31	AV
Horizontal	15720.17	62.92	-7.78	55.14	74.00	-18.86	PK
Horizontal	15720.17	49.86	-7.78	42.08	54.00	-11.92	AV

Note: PK value is lower than the Average value limit, So average didn't record.
 The 26.5-40G amplitude of spurious emissions that are attenuated by more than 20dB below the permissible value has no need to be reported.
 Emission level (dBuV/m) = 20 log Emission level (uV/m).
 Corrected Reading: Antenna Factor + Cable Loss + Read Level - Preamp Factor = Level.
 Test Mode is MIMO Mode.

SHENZHEN

Test Mode:	TX(5.1G) - 802.11n-HT40
------------	-------------------------

Polar (H/V)	Frequency (MHz)	Reading Level (dBuV/m)	Correct Factor (dB)	Measurement (dBuV/m)	Limits (dBuV/m)	Over (dB)	Detector Type
Low Channel (5190 MHz)-Above 1G							
Vertical	4434.13	70.92	-20.73	50.19	68.20	-18.01	PK
Vertical	4434.13	59.36	-20.73	38.63	54.00	-15.37	AV
Vertical	10380.02	64.78	-9.33	55.45	68.20	-12.75	PK
Vertical	10380.02	49.90	-9.33	40.57	54.00	-13.43	AV
Vertical	15570.05	62.31	-7.83	54.48	74.00	-19.52	PK
Vertical	15570.05	49.52	-7.83	41.69	54.00	-12.31	AV
Horizontal	4434.10	71.27	-20.73	50.54	74.00	-23.46	PK
Horizontal	4434.10	59.07	-20.73	38.34	54.00	-15.66	AV
Horizontal	10380.03	64.63	-9.33	55.30	68.20	-12.90	PK
Horizontal	10380.03	49.11	-9.33	39.78	54.00	-14.22	AV
Horizontal	15570.18	60.99	-7.83	53.16	74.00	-20.84	PK
Horizontal	15570.18	49.57	-7.83	41.74	54.00	-12.26	AV
Middle Channel (5230 MHz)-Above 1G							
Vertical	4739.02	70.97	-20.12	50.85	68.20	-17.35	PK
Vertical	4739.02	59.43	-20.12	39.30	54.00	-14.70	AV
Vertical	10460.19	63.27	-9.21	54.06	68.20	-14.14	PK
Vertical	10460.19	49.96	-9.21	40.75	54.00	-13.25	AV
Vertical	15690.08	61.78	-7.79	53.99	74.00	-20.01	PK
Vertical	15690.08	49.26	-7.79	41.47	54.00	-12.53	AV
Horizontal	4739.14	74.26	-20.12	54.14	68.20	-14.06	PK
Horizontal	4739.14	59.71	-20.12	39.58	54.00	-14.42	AV
Horizontal	10460.13	60.04	-9.21	50.83	68.20	-17.37	PK
Horizontal	10460.13	49.37	-9.21	40.16	54.00	-13.84	AV
Horizontal	15690.15	61.61	-7.79	53.82	74.00	-20.18	PK
Horizontal	15690.15	49.23	-7.79	41.44	54.00	-12.56	AV

Note: PK value is lower than the Average value limit, So average didn't record.

The 26.5-40G amplitude of spurious emissions that are attenuated by more than 20dB below the permissible value has no need to be reported.

Emission level (dBuV/m) = 20 log Emission level (uV/m).

Corrected Reading: Antenna Factor + Cable Loss + Read Level - Preamp Factor = Level.

Test Mode is MIMO Mode.

Test Mode:	TX(5.1G) - 802.11ac-HT20
------------	--------------------------

Polar (H/V)	Frequency (MHz)	Reading Level (dBuV/m)	Correct Factor (dB)	Measurement (dBuV/m)	Limits (dBuV/m)	Over (dB)	Detector Type
Low Channel (5180 MHz)-Above 1G							
Vertical	4434.03	73.20	-20.73	52.47	68.20	-15.73	PK
Vertical	4434.03	59.31	-20.73	38.57	54.00	-15.43	AV
Vertical	10360.02	60.91	-9.36	51.55	68.20	-16.65	PK
Vertical	10360.02	49.79	-9.36	40.43	54.00	-13.57	AV
Vertical	15540.09	62.49	-7.84	54.65	74.00	-19.35	PK
Vertical	15540.09	49.35	-7.84	41.51	54.00	-12.49	AV
Horizontal	4434.03	72.14	-20.73	51.41	68.20	-16.79	PK
Horizontal	4434.03	59.03	-20.73	38.30	54.00	-15.70	AV
Horizontal	10360.07	63.78	-9.36	54.42	68.20	-13.78	PK
Horizontal	10360.07	49.53	-9.36	40.17	54.00	-13.83	AV
Horizontal	15540.19	61.56	-7.84	53.72	74.00	-20.28	PK
Horizontal	15540.19	49.21	-7.84	41.37	54.00	-12.63	AV
Middle Channel (5200 MHz)-Above 1G							
Vertical	4592.05	72.77	-20.42	52.35	74.00	-21.65	PK
Vertical	4592.05	59.73	-20.42	39.32	54.00	-14.68	AV
Vertical	10400.07	60.60	-9.30	51.30	68.20	-16.90	PK
Vertical	10400.07	49.59	-9.30	40.29	54.00	-13.71	AV
Vertical	15600.09	63.17	-7.82	55.35	74.00	-18.65	PK
Vertical	15600.09	49.34	-7.82	41.52	54.00	-12.48	AV
Horizontal	4592.14	74.47	-20.42	54.05	74.00	-19.95	PK
Horizontal	4592.14	59.88	-20.42	39.46	54.00	-14.54	AV
Horizontal	10400.03	63.24	-9.30	53.94	68.20	-14.26	PK
Horizontal	10400.03	49.62	-9.30	40.32	54.00	-13.68	AV
Horizontal	15600.10	62.61	-7.82	54.79	74.00	-19.21	PK
Horizontal	15600.10	49.38	-7.82	41.56	54.00	-12.44	AV
High Channel (5240 MHz)-Above 1G							
Vertical	4739.09	73.66	-20.12	53.54	74.00	-20.46	PK
Vertical	4739.09	59.59	-20.12	39.47	54.00	-14.53	AV
Vertical	10480.12	60.51	-9.18	51.33	68.20	-16.87	PK
Vertical	10480.12	49.92	-9.18	40.74	54.00	-13.26	AV
Vertical	15720.03	63.16	-7.78	55.38	74.00	-18.62	PK
Vertical	15720.03	49.10	-7.78	41.32	54.00	-12.68	AV
Horizontal	4739.14	73.25	-20.12	53.13	74.00	-20.87	PK
Horizontal	4739.14	59.75	-20.12	39.63	54.00	-14.37	AV
Horizontal	10480.14	60.79	-9.18	51.61	68.20	-16.59	PK
Horizontal	10480.14	49.84	-9.18	40.66	54.00	-13.34	AV
Horizontal	15720.05	61.66	-7.78	53.88	74.00	-20.12	PK
Horizontal	15720.05	49.32	-7.78	41.54	54.00	-12.46	AV

Note: PK value is lower than the Average value limit, So average didn't record.

The 26.5-40G amplitude of spurious emissions that are attenuated by more than 20dB below the permissible value has no need to be reported.

Emission level (dBuV/m) = 20 log Emission level (uV/m).

Corrected Reading: Antenna Factor + Cable Loss + Read Level - Preamp Factor = Level.

Test Mode is MIMO Mode.

Test Mode:	TX(5.1G) - 802.11ac-HT40
------------	--------------------------

Polar (H/V)	Frequency (MHz)	Reading Level (dBuV/m)	Correct Factor (dB)	Measurement (dBuV/m)	Limits (dBuV/m)	Over (dB)	Detector Type
Low Channel (5190 MHz)-Above 1G							
Vertical	4434.03	70.57	-20.73	49.84	68.20	-18.36	PK
Vertical	4434.03	59.82	-20.73	39.09	54.00	-14.91	AV
Vertical	10380.15	61.81	-9.33	52.48	68.20	-15.72	PK
Vertical	10380.15	49.29	-9.33	39.96	54.00	-14.04	AV
Vertical	15570.11	61.29	-7.83	53.46	74.00	-20.54	PK
Vertical	15570.11	49.83	-7.83	42.00	54.00	-12.00	AV
Horizontal	4434.16	74.63	-20.73	53.90	74.00	-20.10	PK
Horizontal	4434.16	59.30	-20.73	38.57	54.00	-15.43	AV
Horizontal	10380.16	62.25	-9.33	52.92	68.20	-15.28	PK
Horizontal	10380.16	49.21	-9.33	39.88	54.00	-14.12	AV
Horizontal	15570.01	64.14	-7.83	56.31	74.00	-17.69	PK
Horizontal	15570.01	49.17	-7.83	41.34	54.00	-12.66	AV
Middle Channel (5230 MHz)-Above 1G							
Vertical	4739.05	72.67	-20.12	52.55	68.20	-15.65	PK
Vertical	4739.05	59.08	-20.12	38.96	54.00	-15.04	AV
Vertical	10460.08	61.37	-9.21	52.16	68.20	-16.04	PK
Vertical	10460.08	49.45	-9.21	40.24	54.00	-13.76	AV
Vertical	15690.18	61.25	-7.79	53.46	74.00	-20.54	PK
Vertical	15690.18	49.60	-7.79	41.81	54.00	-12.19	AV
Horizontal	4739.01	72.60	-20.12	52.48	68.20	-15.72	PK
Horizontal	4739.01	59.35	-20.12	39.23	54.00	-14.77	AV
Horizontal	10460.10	62.91	-9.21	53.70	68.20	-14.50	PK
Horizontal	10460.10	49.67	-9.21	40.46	54.00	-13.54	AV
Horizontal	15690.02	61.91	-7.79	54.12	74.00	-19.88	PK
Horizontal	15690.02	49.18	-7.79	41.39	54.00	-12.61	AV

Note: PK value is lower than the Average value limit, So average didn't record.

The 26.5-40G amplitude of spurious emissions that are attenuated by more than 20dB below the permissible value has no need to be reported.

Emission level (dBuV/m) = 20 log Emission level (uV/m).

Corrected Reading: Antenna Factor + Cable Loss + Read Level - Preamp Factor = Level.


Test Mode is MIMO Mode.

TEST
TO
OVER
t See

Test Mode:	TX(5.1G) - 802.11ac 80
------------	------------------------

Polar (H/V)	Frequency (MHz)	Reading Level (dBuV/m)	Correct Factor (dB)	Measurement (dBuV/m)	Limits (dBuV/m)	Over (dB)	Detector Type
Low Channel (5210 MHz)-Above 1G							
Vertical	4434.09	73.23	-20.73	52.50	68.20	-15.70	PK
Vertical	4434.09	59.33	-20.73	38.60	54.00	-15.40	AV
Vertical	10420.14	60.49	-9.27	51.22	68.20	-16.98	PK
Vertical	10420.14	49.24	-9.27	39.97	54.00	-14.03	AV
Vertical	15630.12	61.55	-7.81	53.74	74.00	-20.26	PK
Vertical	15630.12	49.64	-7.81	41.83	54.00	-12.17	AV
Horizontal	4434.05	71.12	-20.73	50.39	68.20	-17.81	PK
Horizontal	4434.05	49.06	-20.73	28.33	54.00	-25.67	AV
Horizontal	10420.03	42.64	9.27	51.91	68.20	-16.29	PK
Horizontal	10420.03	29.90	9.27	39.17	54.00	-14.83	AV
Horizontal	15630.03	64.55	-7.81	56.74	74.00	-17.26	PK
Horizontal	15630.03	49.59	-7.81	41.78	54.00	-12.22	AV

Note: PK value is lower than the Average value limit, So average didn't record.
 The 26.5-40G amplitude of spurious emissions that are attenuated by more than 20dB below the permissible value has no need to be reported.
 Emission level (dBuV/m) = 20 log Emission level (uV/m).
 Corrected Reading: Antenna Factor + Cable Loss + Read Level - Preamp Factor = Level.
 Test Mode is MIMO Mode.



Test Mode:	TX(5.1G) - 802.11ax-HT20
------------	--------------------------

Polar (H/V)	Frequency (MHz)	Reading Level (dBuV/m)	Correct Factor (dB)	Measurement (dBuV/m)	Limits (dBuV/m)	Over (dB)	Detector Type
Low Channel (5180 MHz)-Above 1G							
Vertical	4434.02	70.70	-20.73	49.96	68.20	-18.24	PK
Vertical	4434.02	59.82	-20.73	39.09	54.00	-14.91	AV
Vertical	10360.15	64.30	-9.36	54.94	68.20	-13.26	PK
Vertical	10360.15	49.29	-9.36	39.93	54.00	-14.07	AV
Vertical	15540.03	62.85	-7.84	55.01	74.00	-18.99	PK
Vertical	15540.03	49.46	-7.84	41.62	54.00	-12.38	AV
Horizontal	4434.11	72.80	-20.73	52.07	68.20	-16.13	PK
Horizontal	4434.11	59.73	-20.73	39.00	54.00	-15.00	AV
Horizontal	10360.01	60.02	-9.36	50.66	68.20	-17.54	PK
Horizontal	10360.01	49.71	-9.36	40.35	54.00	-13.65	AV
Horizontal	15540.16	60.34	-7.84	52.50	74.00	-21.50	PK
Horizontal	15540.16	49.86	-7.84	42.02	54.00	-11.98	AV
Middle Channel (5200 MHz)-Above 1G							
Vertical	4592.03	70.37	-20.42	49.95	74.00	-24.05	PK
Vertical	4592.03	59.34	-20.42	38.93	54.00	-15.07	AV
Vertical	10400.11	61.12	-9.30	51.82	68.20	-16.38	PK
Vertical	10400.11	49.20	-9.30	39.90	54.00	-14.10	AV
Vertical	15600.14	64.78	-7.82	56.96	74.00	-17.04	PK
Vertical	15600.14	49.99	-7.82	42.17	54.00	-11.83	AV
Horizontal	4592.01	70.38	-20.42	49.96	74.00	-24.04	PK
Horizontal	4592.01	59.38	-20.42	38.97	54.00	-15.03	AV
Horizontal	10400.16	63.62	-9.30	54.32	68.20	-13.88	PK
Horizontal	10400.16	49.96	-9.30	40.66	54.00	-13.34	AV
Horizontal	15600.01	63.87	-7.82	56.05	74.00	-17.95	PK
Horizontal	15600.01	49.20	-7.82	41.38	54.00	-12.62	AV
High Channel (5240 MHz)-Above 1G							
Vertical	4739.16	70.29	-20.12	50.17	74.00	-23.83	PK
Vertical	4739.16	59.97	-20.12	39.85	54.00	-14.15	AV
Vertical	10480.05	62.64	-9.18	53.46	68.20	-14.74	PK
Vertical	10480.05	49.66	-9.18	40.48	54.00	-13.52	AV
Vertical	15720.09	60.42	-7.78	52.64	74.00	-21.36	PK
Vertical	15720.09	49.58	-7.78	41.80	54.00	-12.20	AV
Horizontal	4739.08	71.97	-20.12	51.85	74.00	-22.15	PK
Horizontal	4739.08	59.14	-20.12	39.02	54.00	-14.98	AV
Horizontal	10480.05	61.90	-9.18	52.72	68.20	-15.48	PK
Horizontal	10480.05	49.90	-9.18	40.72	54.00	-13.28	AV
Horizontal	15720.07	60.49	-7.78	52.71	74.00	-21.29	PK
Horizontal	15720.07	49.11	-7.78	41.33	54.00	-12.67	AV

Note: PK value is lower than the Average value limit, So average didn't record.
 The 26.5-40G amplitude of spurious emissions that are attenuated by more than 20dB below the permissible value has no need to be reported.
 Emission level (dBuV/m) = 20 log Emission level (uV/m).
 Corrected Reading: Antenna Factor + Cable Loss + Read Level - Preamp Factor = Level.
 Test Mode is MIMO Mode.

Test Mode:	TX(5.1G) - 802.11ax-HT40
------------	--------------------------

Polar (H/V)	Frequency (MHz)	Reading Level (dBuV/m)	Correct Factor (dB)	Measurement (dBuV/m)	Limits (dBuV/m)	Over (dB)	Detector Type
Low Channel (5190 MHz)-Above 1G							
Vertical	4434.15	74.47	-20.73	53.74	68.20	-14.46	PK
Vertical	4434.15	59.19	-20.73	38.46	54.00	-15.54	AV
Vertical	10380.01	63.40	-9.33	54.07	68.20	-14.13	PK
Vertical	10380.01	49.61	-9.33	40.28	54.00	-13.72	AV
Vertical	15570.07	63.10	-7.83	55.27	74.00	-18.73	PK
Vertical	15570.07	49.37	-7.83	41.54	54.00	-12.46	AV
Horizontal	4434.14	74.56	-20.73	53.83	74.00	-20.17	PK
Horizontal	4434.14	59.32	-20.73	38.59	54.00	-15.41	AV
Horizontal	10380.12	62.73	-9.33	53.40	68.20	-14.80	PK
Horizontal	10380.12	49.84	-9.33	40.51	54.00	-13.49	AV
Horizontal	15570.04	61.27	-7.83	53.44	74.00	-20.56	PK
Horizontal	15570.04	49.98	-7.83	42.15	54.00	-11.85	AV
Middle Channel (5230 MHz)-Above 1G							
Vertical	4739.14	74.10	-20.12	53.98	68.20	-14.22	PK
Vertical	4739.14	59.94	-20.12	39.82	54.00	-14.18	AV
Vertical	10460.02	64.38	-9.21	55.17	68.20	-13.03	PK
Vertical	10460.02	49.40	-9.21	40.19	54.00	-13.81	AV
Vertical	15690.01	62.31	-7.79	54.52	74.00	-19.48	PK
Vertical	15690.01	49.73	-7.79	41.94	54.00	-12.06	AV
Horizontal	4739.11	74.57	-20.12	54.45	68.20	-13.75	PK
Horizontal	4739.11	59.65	-20.12	39.53	54.00	-14.47	AV
Horizontal	10460.15	60.43	-9.21	51.22	68.20	-16.98	PK
Horizontal	10460.15	49.36	-9.21	40.15	54.00	-13.85	AV
Horizontal	15690.18	61.35	-7.79	53.56	74.00	-20.44	PK
Horizontal	15690.18	49.33	-7.79	41.54	54.00	-12.46	AV

Note: PK value is lower than the Average value limit, So average didn't record.

The 26.5-40G amplitude of spurious emissions that are attenuated by more than 20dB below the permissible value has no need to be reported.

Emission level (dBuV/m) = 20 log Emission level (uV/m).

Corrected Reading: Antenna Factor + Cable Loss + Read Level - Preamp Factor = Level.


Test Mode is MIMO Mode.

SHENZHEN

Test Mode:	TX(5.1G) - 802.11ax 80
------------	------------------------

Polar (H/V)	Frequency (MHz)	Reading Level (dBuV/m)	Correct Factor (dB)	Measurement (dBuV/m)	Limits (dBuV/m)	Over (dB)	Detector Type
Low Channel (5210 MHz)-Above 1G							
Vertical	4434.09	74.93	-20.73	54.20	68.20	-14.00	PK
Vertical	4434.09	59.63	-20.73	38.90	54.00	-15.10	AV
Vertical	10420.08	64.33	-9.27	55.06	68.20	-13.14	PK
Vertical	10420.08	49.47	-9.27	40.20	54.00	-13.80	AV
Vertical	15630.00	64.98	-7.81	57.17	74.00	-16.83	PK
Vertical	15630.00	49.54	-7.81	41.73	54.00	-12.27	AV
Horizontal	4434.14	70.86	-20.73	50.13	68.20	-18.07	PK
Horizontal	4434.14	49.12	-20.73	28.39	54.00	-25.61	AV
Horizontal	10420.19	43.07	9.27	52.34	68.20	-15.86	PK
Horizontal	10420.19	29.62	9.27	38.89	54.00	-15.11	AV
Horizontal	15630.08	60.16	-7.81	52.35	74.00	-21.65	PK
Horizontal	15630.08	49.20	-7.81	41.39	54.00	-12.61	AV

Note: PK value is lower than the Average value limit, So average didn't record.
 The 26.5-40G amplitude of spurious emissions that are attenuated by more than 20dB below the permissible value has no need to be reported.
 Emission level (dBuV/m) = 20 log Emission level (uV/m).
 Corrected Reading: Antenna Factor + Cable Loss + Read Level - Preamp Factor = Level.
 Test Mode is MIMO Mode.



Test Mode:	TX (5.8G) -- 802.11a
------------	----------------------

Polar (H/V)	Frequency (MHz)	Reading Level (dBuV/m)	Correct Factor (dB)	Measurement (dBuV/m)	Limits (dBuV/m)	Over (dB)	Detector Type
Low Channel (5745 MHz)-Above 1G							
Vertical	4679.01	70.81	-20.24	50.57	74.00	-23.43	PK
Vertical	4679.01	59.70	-20.24	39.46	54.00	-14.54	AV
Vertical	11490.11	61.63	-8.79	52.84	68.20	-15.36	PK
Vertical	11490.11	49.35	-8.79	40.56	54.00	-13.44	AV
Vertical	17235.02	55.61	-3.18	52.43	68.20	-15.77	PK
Vertical	17235.02	44.64	-3.18	41.46	54.00	-12.54	AV
Horizontal	4679.04	70.33	-20.73	49.60	74.00	-24.40	PK
Horizontal	4679.04	59.47	-20.73	38.74	54.00	-15.26	AV
Horizontal	11490.04	64.09	-8.79	55.30	68.20	-12.90	PK
Horizontal	11490.04	49.72	-8.79	40.93	54.00	-13.07	AV
Horizontal	17235.06	56.35	-3.18	53.17	68.20	-15.03	PK
Horizontal	17235.06	44.95	-3.18	41.77	54.00	-12.23	AV
Middle Channel (5785 MHz)-Above 1G							
Vertical	4592.07	73.80	-20.42	53.38	74.00	-20.62	PK
Vertical	4592.07	59.12	-20.42	38.71	54.00	-15.29	AV
Vertical	11570.12	61.87	-8.86	53.01	68.20	-15.19	PK
Vertical	11570.12	49.66	-8.86	40.80	54.00	-13.20	AV
Vertical	17355.12	55.23	-2.52	52.71	68.20	-15.49	PK
Vertical	17355.12	44.95	-2.52	42.43	54.00	-11.57	AV
Horizontal	4592.16	73.63	-20.42	53.22	74.00	-20.78	PK
Horizontal	4592.16	59.21	-20.42	38.79	54.00	-15.21	AV
Horizontal	11570.20	62.56	-8.86	53.70	68.20	-14.50	PK
Horizontal	11570.20	49.51	-8.86	40.65	54.00	-13.35	AV
Horizontal	17355.09	57.77	-2.52	55.25	68.20	-12.95	PK
Horizontal	17355.09	44.86	-2.52	42.34	54.00	-11.66	AV
High Channel (5825 MHz)-Above 1G							
Vertical	6039.01	71.14	-18.93	52.20	68.20	-16.00	PK
Vertical	6039.01	59.12	-18.93	40.18	54.00	-13.82	AV
Vertical	11650.11	61.79	-8.92	52.87	74.00	-21.13	PK
Vertical	11650.11	49.34	-8.92	40.42	54.00	-13.58	AV
Vertical	17475.09	58.77	-1.86	56.91	68.20	-11.29	PK
Vertical	17475.09	44.34	-1.86	42.48	54.00	-11.52	AV
Horizontal	6039.01	73.80	-18.93	54.87	68.20	-13.33	PK
Horizontal	6039.01	59.77	-18.93	40.84	54.00	-13.16	AV
Horizontal	11650.14	61.36	-8.92	52.44	74.00	-21.56	PK
Horizontal	11650.14	49.11	-8.92	40.19	54.00	-13.81	AV
Horizontal	17475.05	58.50	-1.86	56.64	68.20	-11.56	PK
Horizontal	17475.05	44.48	-1.86	42.62	54.00	-11.38	AV

Note: PK value is lower than the Average value limit, So average didn't record.
 The 26.5-40G amplitude of spurious emissions that are attenuated by more than 20dB below the permissible value has no need to be reported.
 Emission level (dBuV/m) = 20 log Emission level (uV/m).
 Corrected Reading: Antenna Factor + Cable Loss + Read Level - Preamp Factor = Level.
 The worst case is Antenna A

BCTC
 BCTC
 PPR
 Report

Test Mode:	TX (5.8G) --802.11n-HT20
------------	--------------------------

Polar (H/V)	Frequency (MHz)	Reading Level (dBuV/m)	Correct Factor (dB)	Measurement (dBuV/m)	Limits (dBuV/m)	Over (dB)	Detector Type
Low Channel (5745 MHz)-Above 1G							
Vertical	4679.13	74.21	-20.24	53.97	74.00	-20.03	PK
Vertical	4679.13	59.17	-20.24	38.93	54.00	-15.07	AV
Vertical	11490.03	61.03	-8.79	52.24	68.20	-15.96	PK
Vertical	11490.03	49.93	-8.79	41.14	54.00	-12.86	AV
Vertical	17235.16	59.96	-3.18	56.78	68.20	-11.42	PK
Vertical	17235.16	44.33	-3.18	41.15	54.00	-12.85	AV
Horizontal	4679.12	74.34	-20.24	54.10	74.00	-19.90	PK
Horizontal	4679.12	59.58	-20.24	39.34	54.00	-14.66	AV
Horizontal	11490.01	63.28	-8.79	54.49	68.20	-13.71	PK
Horizontal	11490.01	49.09	-8.79	40.30	54.00	-13.70	AV
Horizontal	17235.09	58.87	-3.18	55.69	68.20	-12.51	PK
Horizontal	17235.09	44.43	-3.18	41.25	54.00	-12.75	AV
Middle Channel (5785 MHz)-Above 1G							
Vertical	4592.07	73.35	-20.42	52.93	74.00	-21.07	PK
Vertical	4592.07	59.25	-20.42	38.83	54.00	-15.17	AV
Vertical	11570.08	60.78	-8.86	51.92	68.20	-16.28	PK
Vertical	11570.08	49.81	-8.86	40.95	54.00	-13.05	AV
Vertical	17355.08	55.68	-2.52	53.16	68.20	-15.04	PK
Vertical	17355.08	44.85	-2.52	42.33	54.00	-11.67	AV
Horizontal	4592.16	71.35	-20.42	50.94	74.00	-23.06	PK
Horizontal	4592.16	59.82	-20.42	39.41	54.00	-14.59	AV
Horizontal	11570.02	60.25	-8.86	51.39	68.20	-16.81	PK
Horizontal	11570.02	49.71	-8.86	40.85	54.00	-13.15	AV
Horizontal	17355.08	59.21	-2.52	56.69	68.20	-11.51	PK
Horizontal	17355.08	44.25	-2.52	41.73	54.00	-12.27	AV
High Channel (5825 MHz)-Above 1G							
Vertical	6039.08	70.96	-18.93	52.03	68.20	-16.17	PK
Vertical	6039.08	59.11	-18.93	40.18	54.00	-13.82	AV
Vertical	11650.05	60.27	-8.92	51.35	74.00	-22.65	PK
Vertical	11650.05	49.62	-8.92	40.70	54.00	-13.30	AV
Vertical	17475.10	57.75	-1.86	55.89	68.20	-12.31	PK
Vertical	17475.10	44.45	-1.86	42.59	54.00	-11.41	AV
Horizontal	6039.15	70.46	-18.93	51.53	68.20	-16.67	PK
Horizontal	6039.15	59.69	-18.93	40.76	54.00	-13.24	AV
Horizontal	11650.17	60.50	-8.92	51.58	74.00	-22.42	PK
Horizontal	11650.17	49.63	-8.92	40.71	54.00	-13.29	AV
Horizontal	17475.03	56.87	-1.86	55.01	68.20	-13.19	PK
Horizontal	17475.03	44.18	-1.86	42.32	54.00	-11.68	AV

Note: PK value is lower than the Average value limit, So average didn't record.
 The 26.5-40G amplitude of spurious emissions that are attenuated by more than 20dB below the permissible value has no need to be reported.
 Emission level (dBuV/m) = 20 log Emission level (uV/m).
 Corrected Reading: Antenna Factor + Cable Loss + Read Level - Preamp Factor = Level.
 Test Mode is MIMO Mode.

Test Mode:	TX (5.8G) -- 802.11n-HT40
------------	---------------------------

Polar (H/V)	Frequency (MHz)	Reading Level (dBuV/m)	Correct Factor (dB)	Measurement (dBuV/m)	Limits (dBuV/m)	Over (dB)	Detector Type
Low Channel (5755 MHz)-Above 1G							
Vertical	4679.12	70.67	-20.24	50.43	74.00	-23.57	PK
Vertical	4679.12	59.73	-20.24	39.49	54.00	-14.51	AV
Vertical	11510.17	61.83	-8.81	53.02	74.00	-20.98	PK
Vertical	11510.17	49.26	-8.81	40.45	54.00	-13.55	AV
Vertical	17265.08	59.60	-3.01	56.59	68.20	-11.61	PK
Vertical	17265.08	44.48	-3.01	41.47	54.00	-12.53	AV
Horizontal	4679.00	74.73	-20.24	54.49	74.00	-19.51	PK
Horizontal	4679.00	59.11	-20.24	38.87	54.00	-15.13	AV
Horizontal	11510.01	62.64	-8.81	53.83	74.00	-20.17	PK
Horizontal	11510.01	49.29	-8.81	40.48	54.00	-13.52	AV
Horizontal	17265.07	58.37	-3.01	55.36	68.20	-12.84	PK
Horizontal	17265.07	44.76	-3.01	41.75	54.00	-12.25	AV
Middle Channel (5795 MHz)-Above 1G							
Vertical	6039.01	72.39	-18.93	53.46	68.20	-14.74	PK
Vertical	6039.01	59.73	-18.93	40.80	54.00	-13.20	AV
Vertical	11590.11	63.11	-8.87	54.24	74.00	-19.76	PK
Vertical	11590.11	49.13	-8.87	40.26	54.00	-13.74	AV
Vertical	17385.05	58.36	-2.35	56.01	68.20	-12.19	PK
Vertical	17385.05	44.28	-2.35	41.93	54.00	-12.07	AV
Horizontal	6039.11	71.74	-18.93	52.81	68.20	-15.39	PK
Horizontal	6039.11	59.32	-18.93	40.38	54.00	-13.62	AV
Horizontal	11590.19	63.50	-8.87	54.63	74.00	-19.37	PK
Horizontal	11590.19	49.34	-8.87	40.47	54.00	-13.53	AV
Horizontal	17385.10	55.50	-2.35	53.15	68.20	-15.05	PK
Horizontal	17385.10	44.89	-2.35	42.54	54.00	-11.46	AV

Note: PK value is lower than the Average value limit, So average didn't record.

The 26.5-40G amplitude of spurious emissions that are attenuated by more than 20dB below the permissible value has no need to be reported.

Emission level (dBuV/m) = 20 log Emission level (uV/m).

Corrected Reading: Antenna Factor + Cable Loss + Read Level - Preamp Factor = Level.

Test Mode is MIMO Mode.



Test Mode:	TX (5.8G) --802.11ac-HT20
------------	---------------------------

Polar (H/V)	Frequency (MHz)	Reading Level (dBuV/m)	Correct Factor (dB)	Measurement (dBuV/m)	Limits (dBuV/m)	Over (dB)	Detector Type
Low Channel (5745 MHz)-Above 1G							
Vertical	4679.04	73.72	-20.24	53.48	74.00	-20.52	PK
Vertical	4679.04	59.58	-20.24	39.34	54.00	-14.66	AV
Vertical	11490.14	64.55	-8.79	55.76	68.20	-12.44	PK
Vertical	11490.14	49.75	-8.79	40.96	54.00	-13.04	AV
Vertical	17235.17	56.17	-3.18	52.99	68.20	-15.21	PK
Vertical	17235.17	44.69	-3.18	41.51	54.00	-12.49	AV
Horizontal	4679.05	73.98	-20.24	53.74	74.00	-20.26	PK
Horizontal	4679.05	59.67	-20.24	39.43	54.00	-14.57	AV
Horizontal	11490.17	63.71	-8.79	54.92	68.20	-13.28	PK
Horizontal	11490.17	49.21	-8.79	40.42	54.00	-13.58	AV
Horizontal	17235.19	56.90	-3.18	53.72	68.20	-14.48	PK
Horizontal	17235.19	44.87	-3.18	41.69	54.00	-12.31	AV
Middle Channel (5785 MHz)-Above 1G							
Vertical	4592.10	70.19	-20.42	49.77	74.00	-24.23	PK
Vertical	4592.10	59.15	-20.42	38.73	54.00	-15.27	AV
Vertical	11570.07	64.64	-8.86	55.78	68.20	-12.42	PK
Vertical	11570.07	49.50	-8.86	40.64	54.00	-13.36	AV
Vertical	17355.18	58.60	-2.52	56.08	68.20	-12.12	PK
Vertical	17355.18	44.97	-2.52	42.45	54.00	-11.55	AV
Horizontal	4592.09	70.30	-20.42	49.88	74.00	-24.12	PK
Horizontal	4592.09	59.25	-20.42	38.84	54.00	-15.16	AV
Horizontal	11570.14	63.29	-8.86	54.43	68.20	-13.77	PK
Horizontal	11570.14	49.99	-8.86	41.13	54.00	-12.87	AV
Horizontal	17355.01	55.94	-2.52	53.42	68.20	-14.78	PK
Horizontal	17355.01	44.11	-2.52	41.59	54.00	-12.41	AV
High Channel (5825 MHz)-Above 1G							
Vertical	6039.02	74.98	-18.93	56.05	68.20	-12.15	PK
Vertical	6039.02	59.75	-18.93	40.82	54.00	-13.18	AV
Vertical	11650.11	64.32	-8.92	55.40	74.00	-18.60	PK
Vertical	11650.11	49.82	-8.92	40.90	54.00	-13.10	AV
Vertical	17475.19	59.27	-1.86	57.41	68.20	-10.79	PK
Vertical	17475.19	44.91	-1.86	43.05	54.00	-10.95	AV
Horizontal	6039.10	73.86	-18.93	54.93	68.20	-13.27	PK
Horizontal	6039.10	59.07	-18.93	40.14	54.00	-13.86	AV
Horizontal	11650.05	61.78	-8.92	52.86	74.00	-21.14	PK
Horizontal	11650.05	49.65	-8.92	40.73	54.00	-13.27	AV
Horizontal	17475.18	57.82	-1.86	55.96	68.20	-12.24	PK
Horizontal	17475.18	44.02	-1.86	42.16	54.00	-11.84	AV

Note: PK value is lower than the Average value limit, So average didn't record.
 The 26.5-40G amplitude of spurious emissions that are attenuated by more than 20dB below the permissible value has no need to be reported.
 Emission level (dBuV/m) = 20 log Emission level (uV/m).
 Corrected Reading: Antenna Factor + Cable Loss + Read Level - Preamp Factor = Level.
 Test Mode is MIMO Mode.

CO.LTD

Test Mode :	TX (5.8G) -- 802.11ac-HT40
-------------	----------------------------

Polar (H/V)	Frequency (MHz)	Reading Level (dBuV/m)	Correct Factor (dB)	Measurement (dBuV/m)	Limits (dBuV/m)	Over (dB)	Detector Type
Low Channel (5755 MHz)-Above 1G							
Vertical	4679.16	71.62	-20.24	51.37	74.00	-22.63	PK
Vertical	4679.16	59.38	-20.24	39.14	54.00	-14.86	AV
Vertical	11510.17	63.99	-8.81	55.18	74.00	-18.82	PK
Vertical	11510.17	49.04	-8.81	40.23	54.00	-13.77	AV
Vertical	17265.06	56.29	-3.01	53.28	68.20	-14.92	PK
Vertical	17265.06	44.80	-3.01	41.79	54.00	-12.21	AV
Horizontal	4679.06	74.62	-20.24	54.37	74.00	-19.63	PK
Horizontal	4679.06	59.64	-20.24	39.40	54.00	-14.60	AV
Horizontal	11510.11	62.18	-8.81	53.37	74.00	-20.63	PK
Horizontal	11510.11	49.91	-8.81	41.10	54.00	-12.90	AV
Horizontal	17265.12	59.25	-3.01	56.24	68.20	-11.96	PK
Horizontal	17265.12	44.19	-3.01	41.18	54.00	-12.82	AV
Middle Channel (5795 MHz)-Above 1G							
Vertical	6039.12	73.55	-18.93	54.62	68.20	-13.58	PK
Vertical	6039.12	59.58	-18.93	40.65	54.00	-13.35	AV
Vertical	11590.04	64.46	-8.87	55.59	74.00	-18.41	PK
Vertical	11590.04	49.35	-8.87	40.48	54.00	-13.52	AV
Vertical	17385.10	55.32	-2.35	52.97	68.20	-15.23	PK
Vertical	17385.10	44.20	-2.35	41.85	54.00	-12.15	AV
Horizontal	6039.15	73.79	-18.93	54.86	68.20	-13.34	PK
Horizontal	6039.15	59.80	-18.93	40.87	54.00	-13.13	AV
Horizontal	11590.02	63.95	-8.87	55.08	74.00	-18.92	PK
Horizontal	11590.02	49.45	-8.87	40.58	54.00	-13.42	AV
Horizontal	17385.16	55.24	-2.35	52.89	68.20	-15.31	PK
Horizontal	17385.16	44.22	-2.35	41.87	54.00	-12.13	AV

Note: PK value is lower than the Average value limit, So average didn't record.
 The 26.5-40G amplitude of spurious emissions that are attenuated by more than 20dB below the permissible value has no need to be reported.
 Emission level (dBuV/m) = 20 log Emission level (uV/m).
 Corrected Reading: Antenna Factor + Cable Loss + Read Level - Preamp Factor = Level.
 Test Mode is MIMO Mode.

SHENZHEN

Test Mode :	TX (5.8G) -- 802.11ac 80
-------------	--------------------------

Polar (H/V)	Frequency (MHz)	Reading Level (dBuV/m)	Correct Factor (dB)	Measurement (dBuV/m)	Limits (dBuV/m)	Over (dB)	Detector Type
Low Channel (5775 MHz)-Above 1G							
Vertical	4679.18	74.33	-20.24	54.09	74.00	-19.91	PK
Vertical	4679.18	59.10	-20.24	38.86	54.00	-15.14	AV
Vertical	11550.18	62.92	-8.84	54.08	74.00	-19.92	PK
Vertical	11550.18	49.44	-8.84	40.60	54.00	-13.40	AV
Vertical	17325.06	56.73	-2.68	54.05	68.20	-14.15	PK
Vertical	17325.06	44.61	-2.68	41.93	54.00	-12.07	AV
Horizontal	4679.00	72.35	-20.24	52.11	74.00	-21.89	PK
Horizontal	4679.00	59.28	-20.24	39.04	54.00	-14.96	AV
Horizontal	11550.07	60.39	-8.84	51.55	74.00	-22.45	PK
Horizontal	11550.07	49.70	-8.84	40.86	54.00	-13.14	AV
Horizontal	17325.10	58.98	-2.68	56.30	68.20	-11.90	PK
Horizontal	17325.10	44.31	-2.68	41.63	54.00	-12.37	AV


Note: PK value is lower than the Average value limit, So average didn't record.

The 26.5-40G amplitude of spurious emissions that are attenuated by more than 20dB below the permissible value has no need to be reported.

Emission level (dBuV/m) = 20 log Emission level (uV/m).

Corrected Reading: Antenna Factor + Cable Loss + Read Level - Preamp Factor = Level.

Test Mode is MIMO Mode.



Test Mode:	TX (5.8G) --802.11ax-HT20
------------	---------------------------

Polar (H/V)	Frequency (MHz)	Reading Level (dBuV/m)	Correct Factor (dB)	Measurement (dBuV/m)	Limits (dBuV/m)	Over (dB)	Detector Type
Low Channel (5745 MHz)-Above 1G							
Vertical	4679.11	74.04	-20.24	53.80	74.00	-20.20	PK
Vertical	4679.11	59.63	-20.24	39.39	54.00	-14.61	AV
Vertical	11490.14	62.52	-8.79	53.73	68.20	-14.47	PK
Vertical	11490.14	49.61	-8.79	40.82	54.00	-13.18	AV
Vertical	17235.01	59.30	-3.18	56.12	68.20	-12.08	PK
Vertical	17235.01	44.34	-3.18	41.16	54.00	-12.84	AV
Horizontal	4679.18	74.96	-20.24	54.72	74.00	-19.28	PK
Horizontal	4679.18	59.32	-20.24	39.08	54.00	-14.92	AV
Horizontal	11490.09	60.11	-8.79	51.32	68.20	-16.88	PK
Horizontal	11490.09	49.14	-8.79	40.35	54.00	-13.65	AV
Horizontal	17235.20	56.12	-3.18	52.94	68.20	-15.26	PK
Horizontal	17235.20	44.61	-3.18	41.43	54.00	-12.57	AV
Middle Channel (5785 MHz)-Above 1G							
Vertical	4592.16	73.55	-20.42	53.14	74.00	-20.86	PK
Vertical	4592.16	59.70	-20.42	39.29	54.00	-14.71	AV
Vertical	11570.16	63.45	-8.86	54.59	68.20	-13.61	PK
Vertical	11570.16	49.80	-8.86	40.94	54.00	-13.06	AV
Vertical	17355.13	55.15	-2.52	52.63	68.20	-15.57	PK
Vertical	17355.13	44.75	-2.52	42.23	54.00	-11.77	AV
Horizontal	4592.19	73.72	-20.42	53.31	74.00	-20.69	PK
Horizontal	4592.19	59.49	-20.42	39.07	54.00	-14.93	AV
Horizontal	11570.04	61.68	-8.86	52.82	68.20	-15.38	PK
Horizontal	11570.04	49.06	-8.86	40.20	54.00	-13.80	AV
Horizontal	17355.07	55.48	-2.52	52.96	68.20	-15.24	PK
Horizontal	17355.07	44.76	-2.52	42.24	54.00	-11.76	AV
High Channel (5825 MHz)-Above 1G							
Vertical	6039.08	71.63	-18.93	52.70	68.20	-15.50	PK
Vertical	6039.08	59.62	-18.93	40.69	54.00	-13.31	AV
Vertical	11650.00	61.54	-8.92	52.62	74.00	-21.38	PK
Vertical	11650.00	49.22	-8.92	40.30	54.00	-13.70	AV
Vertical	17475.07	55.81	-1.86	53.95	68.20	-14.25	PK
Vertical	17475.07	44.10	-1.86	42.24	54.00	-11.76	AV
Horizontal	6039.15	74.40	-18.93	55.46	68.20	-12.74	PK
Horizontal	6039.15	59.41	-18.93	40.48	54.00	-13.52	AV
Horizontal	11650.16	62.81	-8.92	53.89	74.00	-20.11	PK
Horizontal	11650.16	49.85	-8.92	40.93	54.00	-13.07	AV
Horizontal	17475.17	55.08	-1.86	53.22	68.20	-14.98	PK
Horizontal	17475.17	44.64	-1.86	42.78	54.00	-11.22	AV

Note: PK value is lower than the Average value limit, So average didn't record.
 The 26.5-40G amplitude of spurious emissions that are attenuated by more than 20dB below the permissible value has no need to be reported.
 Emission level (dBuV/m) = 20 log Emission level (uV/m).
 Corrected Reading: Antenna Factor + Cable Loss + Read Level - Preamp Factor = Level.
 Test Mode is MIMO Mode.

Test Mode :	TX (5.8G) -- 802.11ax-HT40
-------------	----------------------------


Polar (H/V)	Frequency (MHz)	Reading Level (dBuV/m)	Correct Factor (dB)	Measurement (dBuV/m)	Limits (dBuV/m)	Over (dB)	Detector Type
Low Channel (5755 MHz)-Above 1G							
Vertical	4679.04	72.09	-20.24	51.84	74.00	-22.16	PK
Vertical	4679.04	59.08	-20.24	38.84	54.00	-15.16	AV
Vertical	11510.15	64.13	-8.81	55.32	74.00	-18.68	PK
Vertical	11510.15	49.89	-8.81	41.08	54.00	-12.92	AV
Vertical	17265.19	55.47	-3.01	52.46	68.20	-15.74	PK
Vertical	17265.19	44.95	-3.01	41.94	54.00	-12.06	AV
Horizontal	4679.20	70.22	-20.24	49.98	74.00	-24.02	PK
Horizontal	4679.20	59.36	-20.24	39.12	54.00	-14.88	AV
Horizontal	11510.06	60.42	-8.81	51.61	74.00	-22.39	PK
Horizontal	11510.06	49.65	-8.81	40.84	54.00	-13.16	AV
Horizontal	17265.10	59.45	-3.01	56.44	68.20	-11.76	PK
Horizontal	17265.10	44.54	-3.01	41.53	54.00	-12.47	AV
Middle Channel (5795 MHz)-Above 1G							
Vertical	6039.12	74.74	-18.93	55.81	68.20	-12.39	PK
Vertical	6039.12	59.42	-18.93	40.49	54.00	-13.51	AV
Vertical	11590.07	62.96	-8.87	54.09	74.00	-19.91	PK
Vertical	11590.07	49.79	-8.87	40.92	54.00	-13.08	AV
Vertical	17385.13	56.80	-2.35	54.45	68.20	-13.75	PK
Vertical	17385.13	44.73	-2.35	42.38	54.00	-11.62	AV
Horizontal	6039.12	72.81	-18.93	53.88	68.20	-14.32	PK
Horizontal	6039.12	59.94	-18.93	41.01	54.00	-12.99	AV
Horizontal	11590.02	61.54	-8.87	52.67	74.00	-21.33	PK
Horizontal	11590.02	49.27	-8.87	40.40	54.00	-13.60	AV
Horizontal	17385.13	55.64	-2.35	53.29	68.20	-14.91	PK
Horizontal	17385.13	44.69	-2.35	42.34	54.00	-11.66	AV

Note: PK value is lower than the Average value limit, So average didn't record.
 The 26.5-40G amplitude of spurious emissions that are attenuated by more than 20dB below the permissible value has no need to be reported.
 Emission level (dBuV/m) = 20 log Emission level (uV/m).
 Corrected Reading: Antenna Factor + Cable Loss + Read Level - Preamp Factor = Level.
 Test Mode is MIMO Mode.

Test Mode :	TX (5.8G) -- 802.11ax 80
-------------	--------------------------

Polar (H/V)	Frequency (MHz)	Reading Level (dBuV/m)	Correct Factor (dB)	Measurement (dBuV/m)	Limits (dBuV/m)	Over (dB)	Detector Type
Low Channel (5775 MHz)-Above 1G							
Vertical	4679.05	72.44	-20.24	52.20	74.00	-21.80	PK
Vertical	4679.05	59.23	-20.24	38.99	54.00	-15.01	AV
Vertical	11550.10	62.94	-8.84	54.10	74.00	-19.90	PK
Vertical	11550.10	49.46	-8.84	40.62	54.00	-13.38	AV
Vertical	17325.15	59.41	-2.68	56.73	68.20	-11.47	PK
Vertical	17325.15	44.31	-2.68	41.63	54.00	-12.37	AV
Horizontal	4679.07	74.10	-20.24	53.86	74.00	-20.14	PK
Horizontal	4679.07	59.56	-20.24	39.31	54.00	-14.69	AV
Horizontal	11550.19	64.59	-8.84	55.75	74.00	-18.25	PK
Horizontal	11550.19	49.51	-8.84	40.67	54.00	-13.33	AV
Horizontal	17325.19	58.61	-2.68	55.93	68.20	-12.27	PK
Horizontal	17325.19	44.89	-2.68	42.21	54.00	-11.79	AV

Note: PK value is lower than the Average value limit, So average didn't record.
 The 26.5-40G amplitude of spurious emissions that are attenuated by more than 20dB below the permissible value has no need to be reported.
 Emission level (dBuV/m) = 20 log Emission level (uV/m).
 Corrected Reading: Antenna Factor + Cable Loss + Read Level - Preamp Factor = Level.
 Test Mode is MIMO Mode.



8. Power Spectral Density Test

8.1 Block Diagram Of Test Setup



8.2 Limit

For the band 5.15-5.25 GHz,

(i) For an outdoor access point operating in the band 5.15-5.25 GHz, the maximum power spectral density shall not exceed 17 dBm in any 1 megahertz band. If transmitting antennas of directional gain greater than 6 dBi are used, both the maximum conducted output power and the maximum power spectral density shall be reduced by the amount in dB that the directional gain of the antenna exceeds 6 dBi. The maximum e.i.r.p. at any elevation angle above 30 degrees as measured from the horizon must not exceed 125 mW (21 dBm).

(ii) For an indoor access point operating in the band 5.15-5.25 GHz, the maximum power spectral density shall not exceed 17 dBm in any 1 megahertz band. If transmitting antennas of directional gain greater than 6 dBi are used, both the maximum conducted output power and the maximum power spectral density shall be reduced by the amount in dB that the directional gain of the antenna exceeds 6 dBi.

(iii) For fixed point-to-point access points operating in the band 5.15-5.25 GHz, the maximum power spectral density shall not exceed 17 dBm in any 1 megahertz band. Fixed point-to-point U-NII devices may employ antennas with directional gain up to 23 dBi without any corresponding reduction in the maximum conducted output power or maximum power spectral density. For fixed point-to-point transmitters that employ a directional antenna gain greater than 23 dBi, a 1 dB reduction in maximum conducted output power and maximum power spectral density is required for each 1 dB of antenna gain in excess of 23 dBi. Fixed, point-to-point operations exclude the use of point-to-multipoint systems, omnidirectional applications, and multiple collocated transmitters transmitting the same information. The operator of the U-NII device, or if the equipment is professionally installed, the installer, is responsible for ensuring that systems employing high gain directional antennas are used exclusively for fixed, point-to-point operations.

(iv) For client devices in the 5.15-5.25 GHz band, the maximum power spectral density shall not exceed 11 dBm in any 1 megahertz band. If transmitting antennas of directional gain greater than 6 dBi are used, both the maximum conducted output power and the maximum power spectral density shall be reduced by the amount in dB that the directional gain of the antenna exceeds 6 dBi.

For the band 5.725-5.85 GHz

(3) For the band 5.725-5.85 GHz, the maximum power spectral density shall not exceed 30 dBm in any 500-kHz band. If transmitting antennas of directional gain greater than 6 dBi are used, both the maximum conducted output power and the maximum power spectral density shall be reduced by the amount in dB that the directional gain of the antenna exceeds 6 dBi.

8.3 Test Procedure

For devices operating in the bands 5.15-5.25 GHz, 5.25-5.35 GHz, and 5.47-5.725 GHz, the above procedures make use of 1 MHz RBW to satisfy directly the 1 MHz reference bandwidth specified in § 15.407(a)(5). For devices operating in the band 5.725-5.85 GHz, the rules specify a measurement bandwidth of 500 kHz. Many spectrum analyzers do not have 500 kHz RBW, thus a narrower RBW may need to be used. The rules permit the use of a RBWs less than 1 MHz, or 500 kHz, “provided that the measured power is integrated over the full reference bandwidth” to show the total power over the specified measurement bandwidth (i.e., 1 MHz, or 500 kHz). If measurements are performed using a reduced resolution bandwidth (< 1 MHz, or < 500 kHz) and integrated over 1 MHz, or 500 KHz bandwidth, the following adjustments to the procedures apply:

- a) Set $RBW \geq 1/T$, where T is defined in section II.B.I.a).
- b) Set $VBW \geq 3 RBW$.
- c) If measurement bandwidth of Maximum PSD is specified in 500 kHz, add $10\log(500\text{kHz}/RBW)$ to the measured result, whereas RBW (< 500 KHz) is the reduced resolution bandwidth of the spectrum analyzer set during measurement.
- d) If measurement bandwidth of Maximum PSD is specified in 1 MHz, add $10\log(1\text{MHz}/RBW)$ to the measured result, whereas RBW (< 1 MHz) is the reduced resolution bandwidth of spectrum analyzer set during measurement.
- e) Care must be taken to ensure that the measurements are performed during a period of continuous transmission or are corrected upward for duty cycle.

Note: As a practical matter, it is recommended to use reduced RBW of 100 kHz for the sections 5.c) and 5.d) above, since RBW=100 KHZ is available on nearly all spectrum analyzers.

8.4 EUT Operating Conditions

The EUT was configured for testing in a typical fashion (as a customer would normally use it). The EUT has been programmed to continuously transmit during test. This operating condition was tested and used to collect the included data.

8.5 Test Result

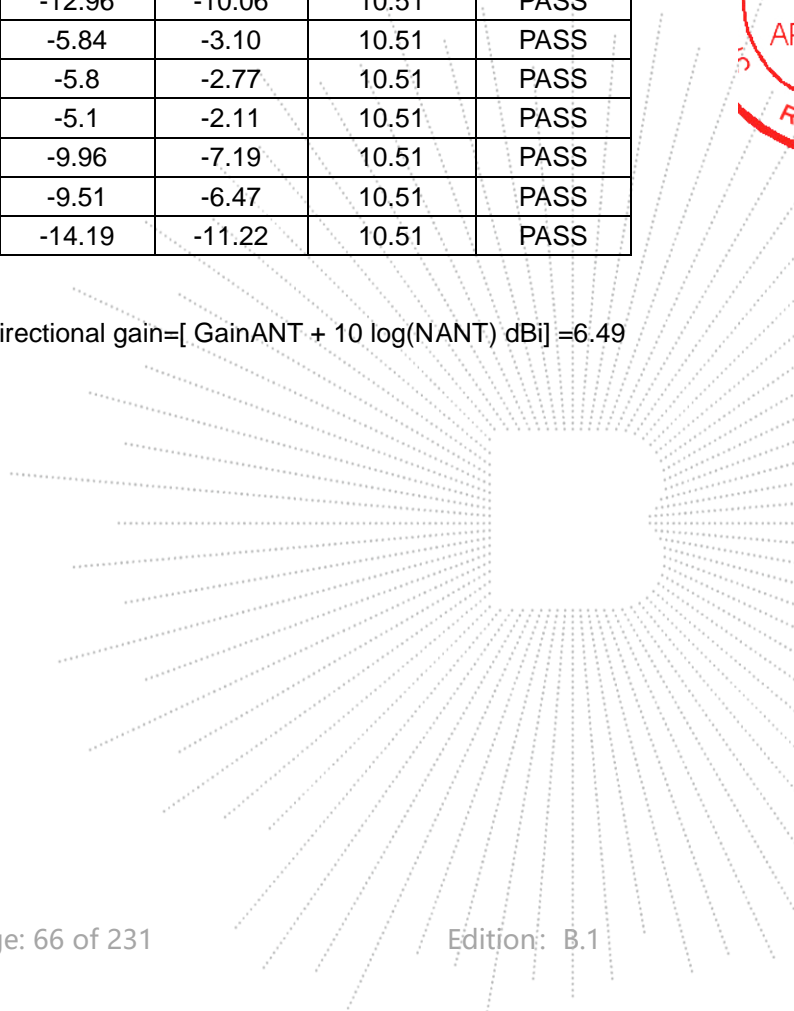
Temperature:	26 °C	Relative Humidity:	54%
Pressure:	101kPa	Test Voltage:	DC 11.4V
Test Mode:	TX Frequency U-NII-1 (5180-5240MHz)		

Condition	Mode	Frequency (MHz)	Measured Power Density (dBm/MHz)			Limit (dBm/MHz)	Result
			ANT A	ANT B	Total		
NVNT	a	5180	-4.3	-3.93	/	11	PASS
NVNT	a	5200	-3.92	-4.14	/	11	PASS
NVNT	a	5240	-3.63	-3.5	/	11	PASS
NVNT	n20	5180	-5.69	-5.61	-2.64	10.51	PASS
NVNT	n20	5200	-5.34	-5.62	-2.47	10.51	PASS
NVNT	n20	5240	-4.91	-4.87	-1.88	10.51	PASS
NVNT	n40	5190	-9.9	-9.25	-6.55	10.51	PASS
NVNT	n40	5230	-9.31	-9.09	-6.19	10.51	PASS
NVNT	ac20	5180	-6.01	-5.48	-2.73	10.51	PASS
NVNT	ac20	5200	-5.11	-5.67	-2.37	10.51	PASS
NVNT	ac20	5240	-4.9	-4.87	-1.87	10.51	PASS
NVNT	ac40	5190	-9.92	-9.7	-6.80	10.51	PASS
NVNT	ac40	5230	-9.41	-9.05	-6.22	10.51	PASS
NVNT	ac80	5210	-13.18	-12.96	-10.06	10.51	PASS
NVNT	ax20	5180	-6.4	-5.84	-3.10	10.51	PASS
NVNT	ax20	5200	-5.77	-5.8	-2.77	10.51	PASS
NVNT	ax20	5240	-5.14	-5.1	-2.11	10.51	PASS
NVNT	ax40	5190	-10.45	-9.96	-7.19	10.51	PASS
NVNT	ax40	5230	-9.45	-9.51	-6.47	10.51	PASS
NVNT	ax80	5210	-14.27	-14.19	-11.22	10.51	PASS

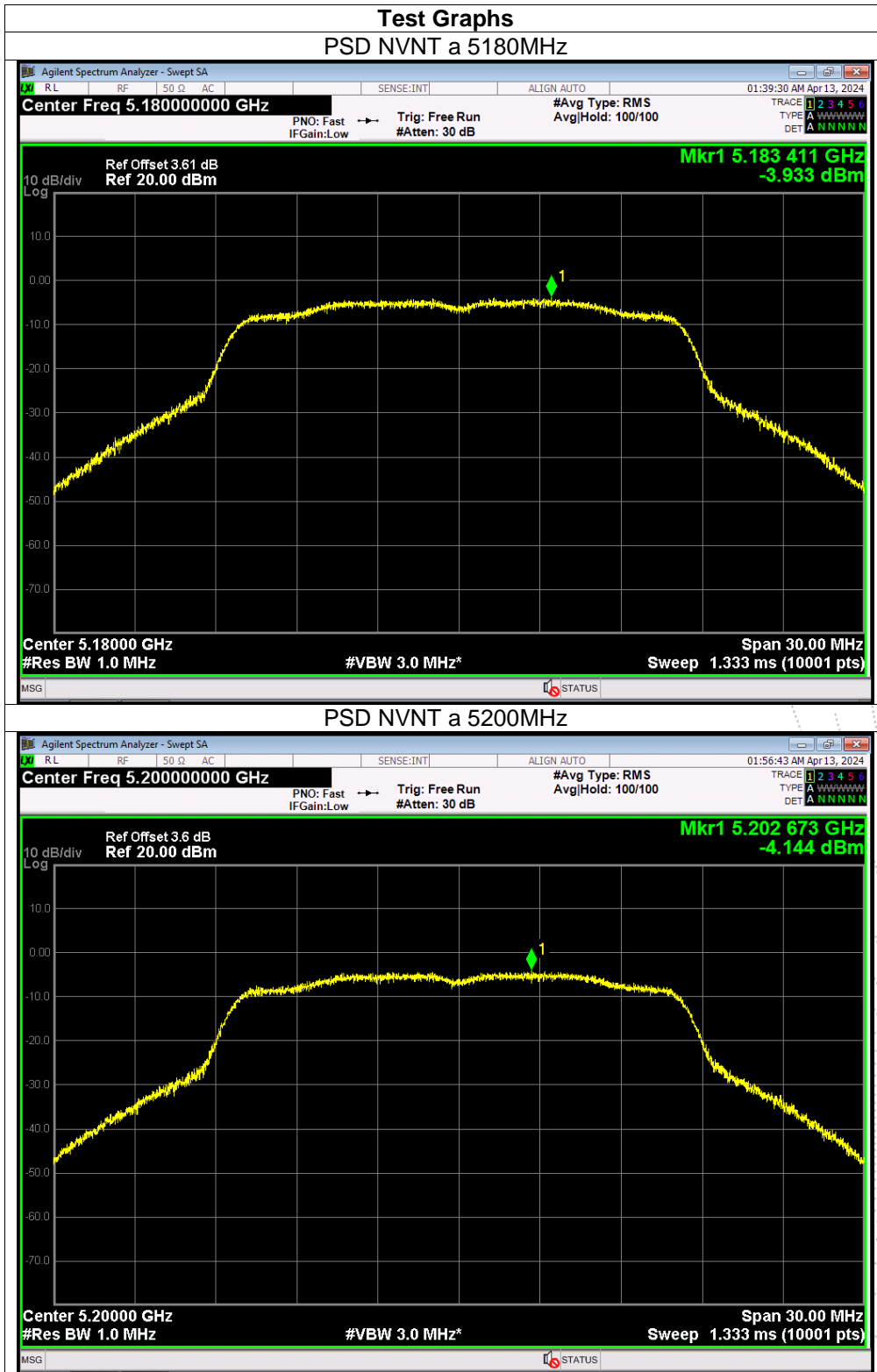
Note:

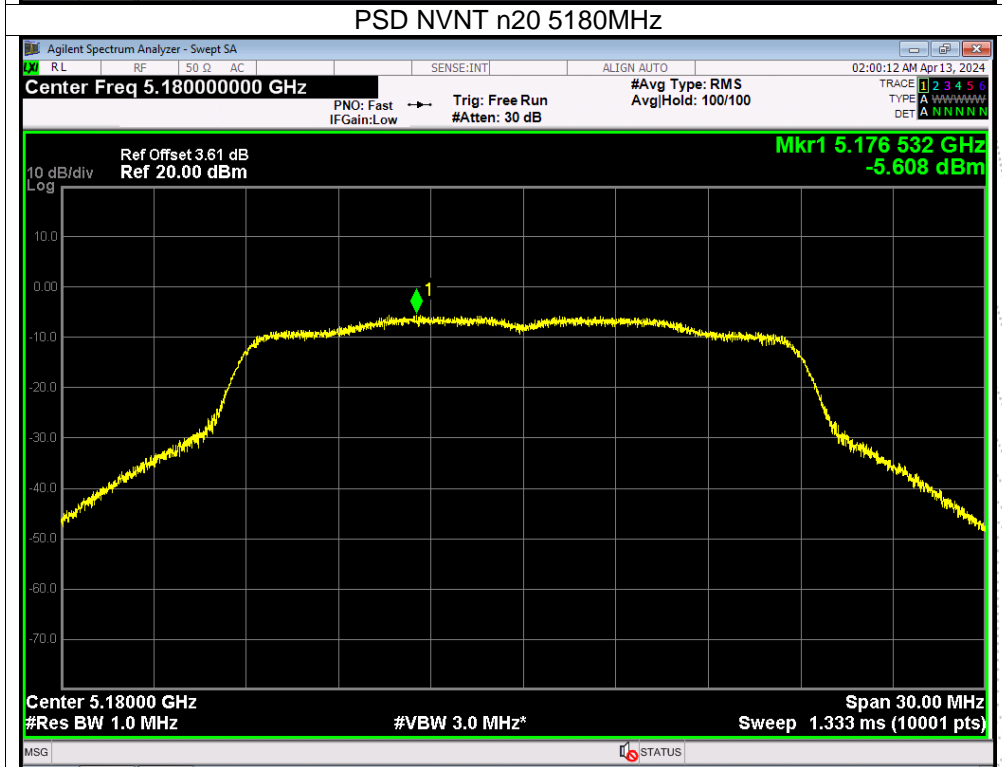
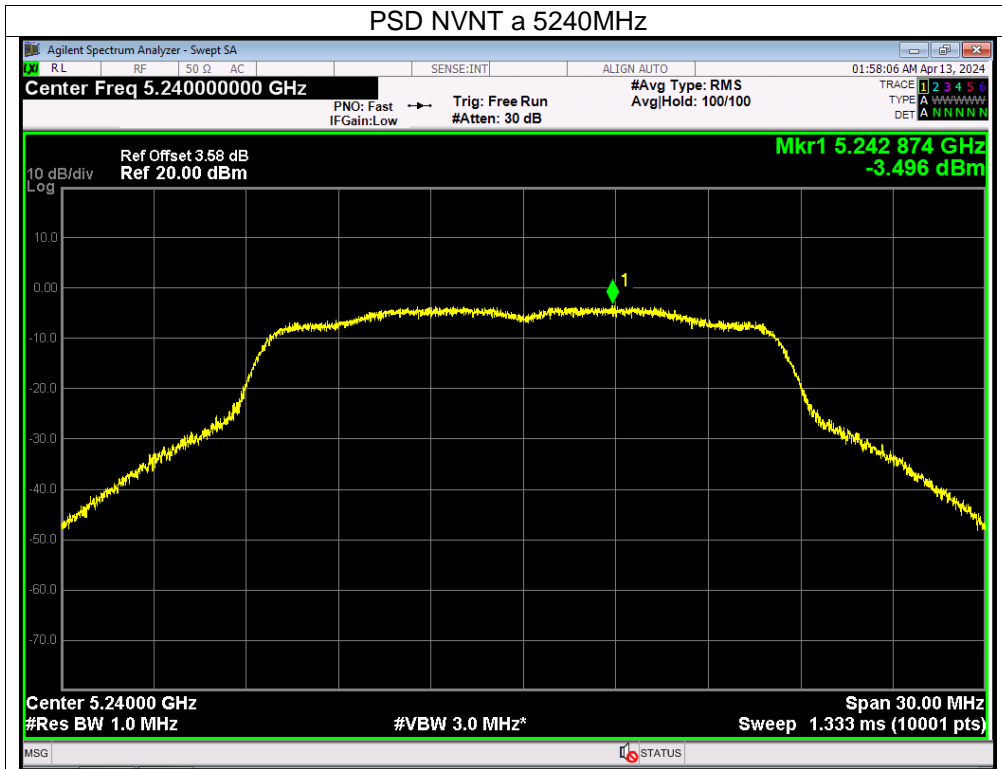
Antenna A gain:3.48 dBi, Antenna B gain: 1.39 dBi, Directional gain=[GainANT + 10 log(NANT) dBi]=6.49 dBi>6dbi

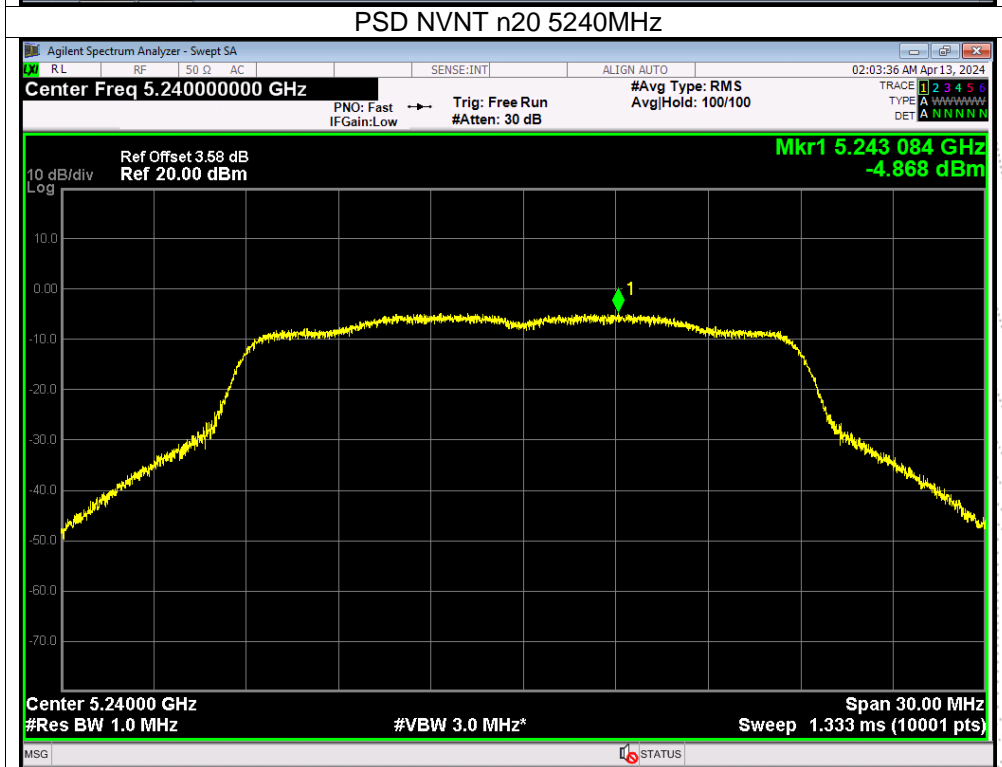
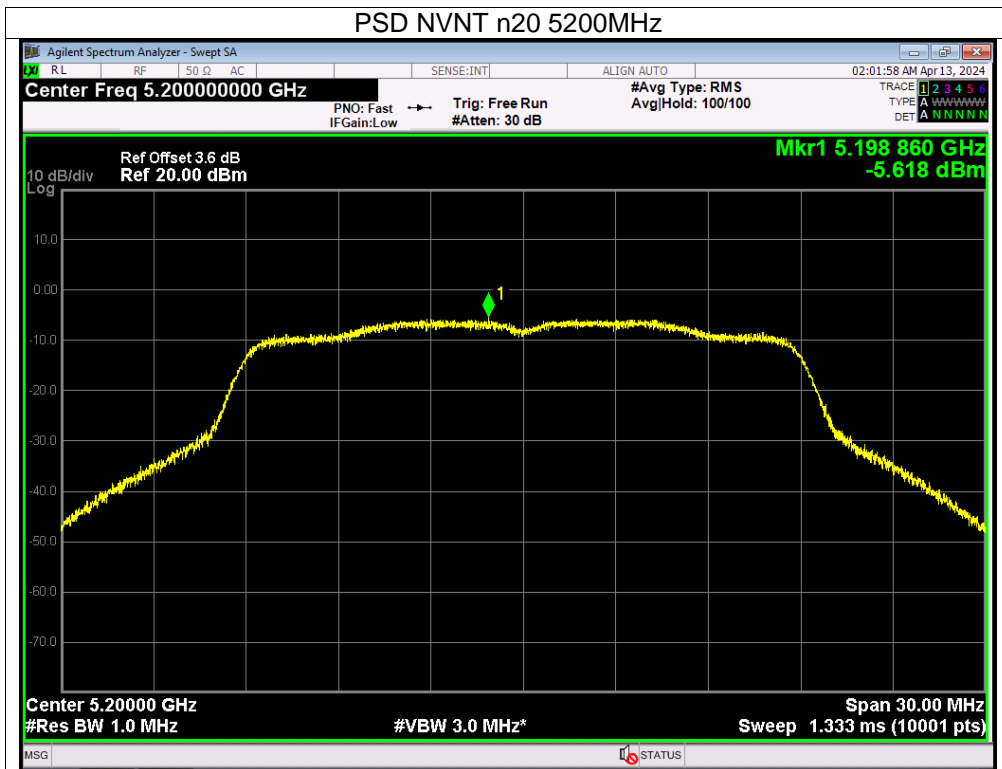
Limit=11-(6.49-6)=10.51 dbi

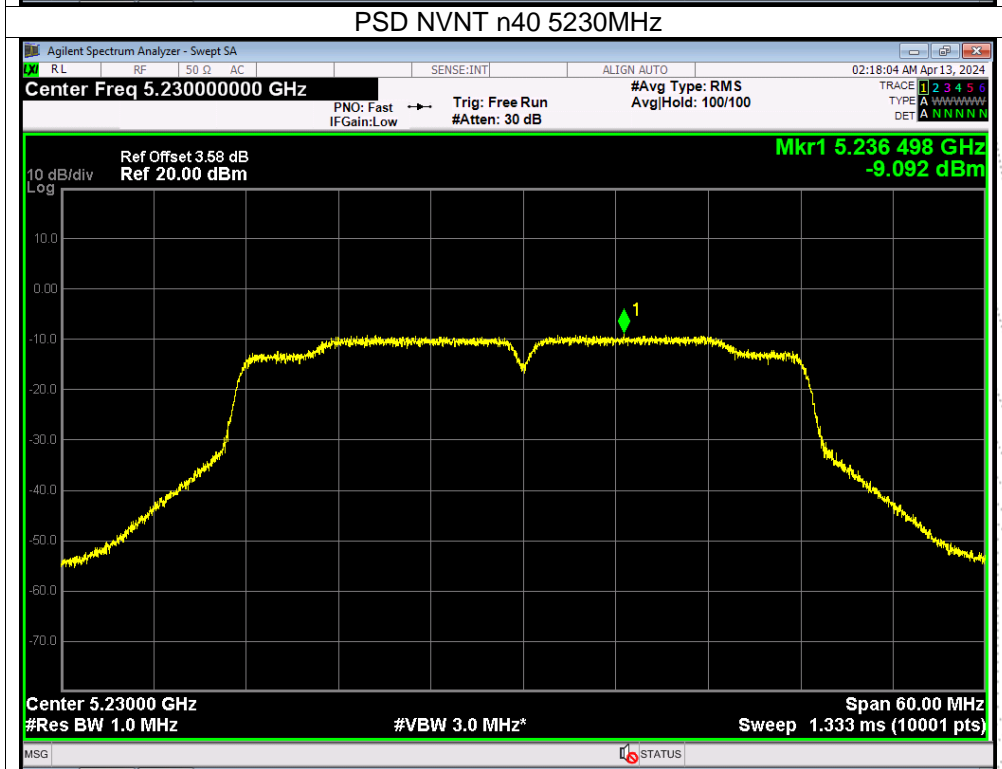
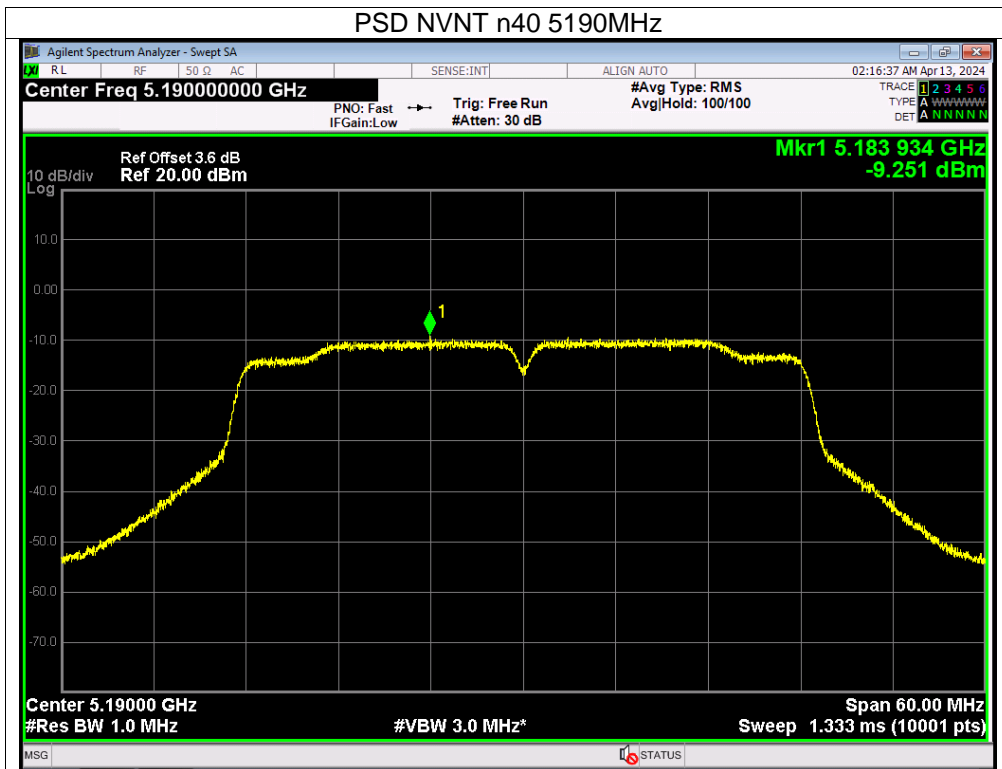


Note: A(B) Represent the value of antenna A and B, The worst data is Antenna B, only shown Antenna B Plot.

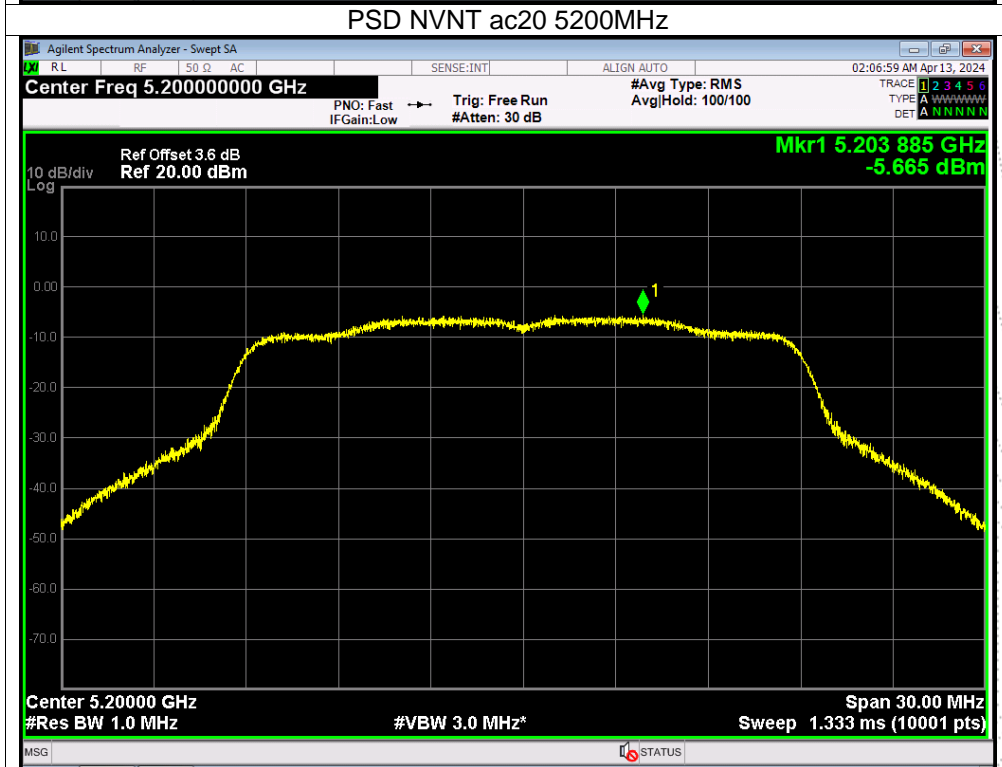
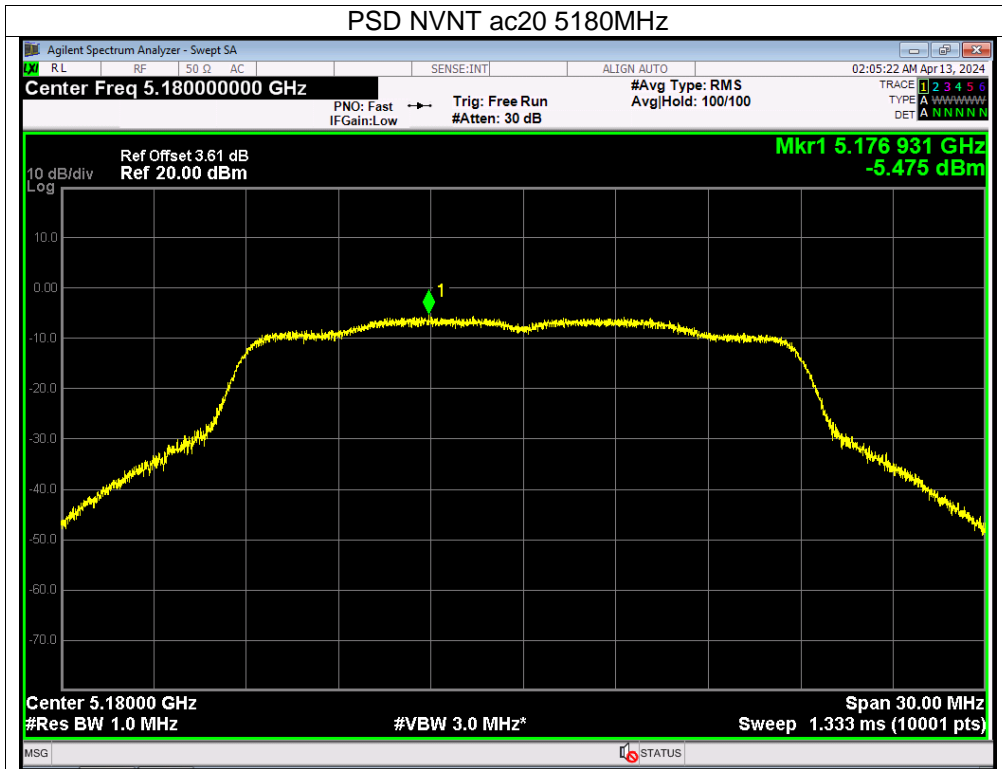




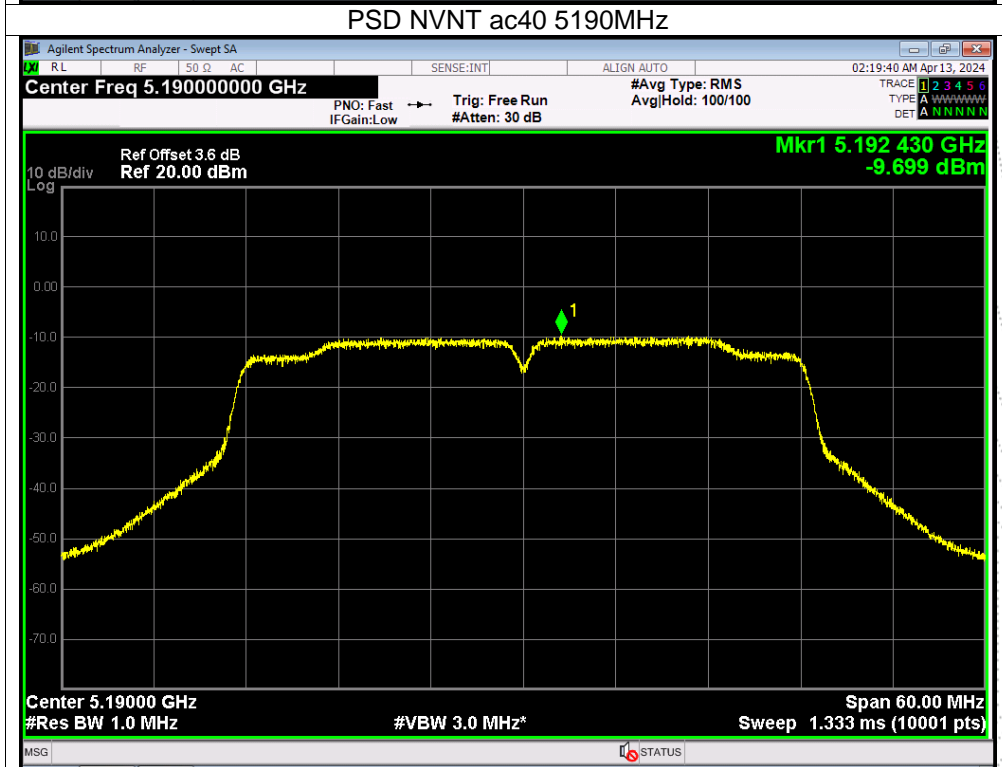
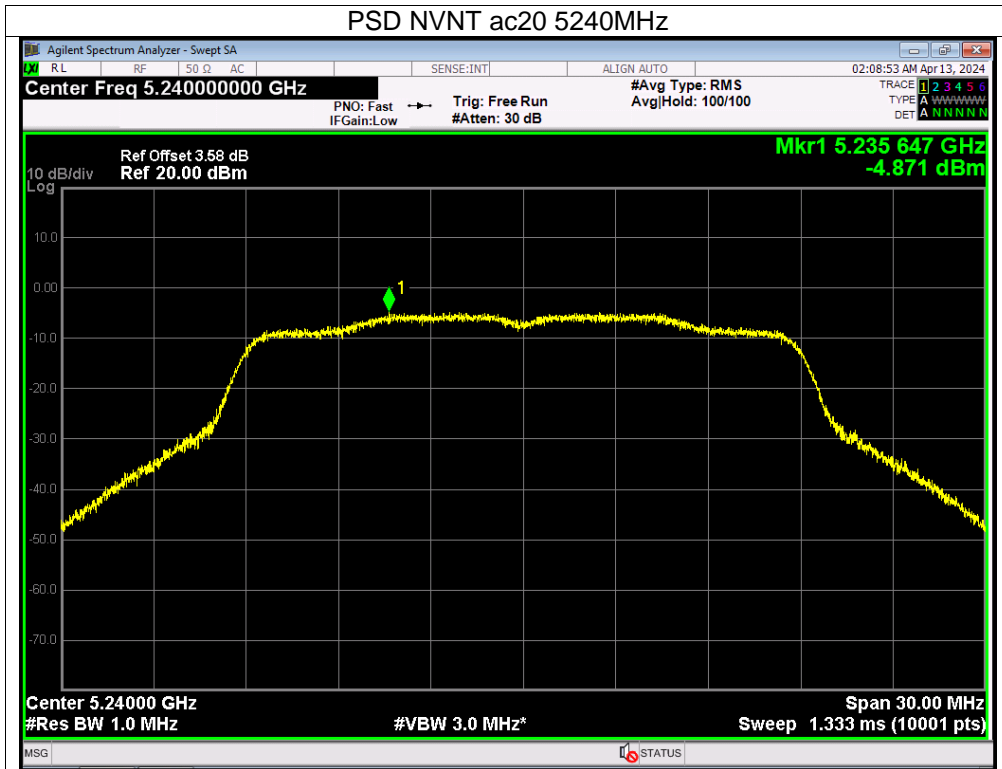


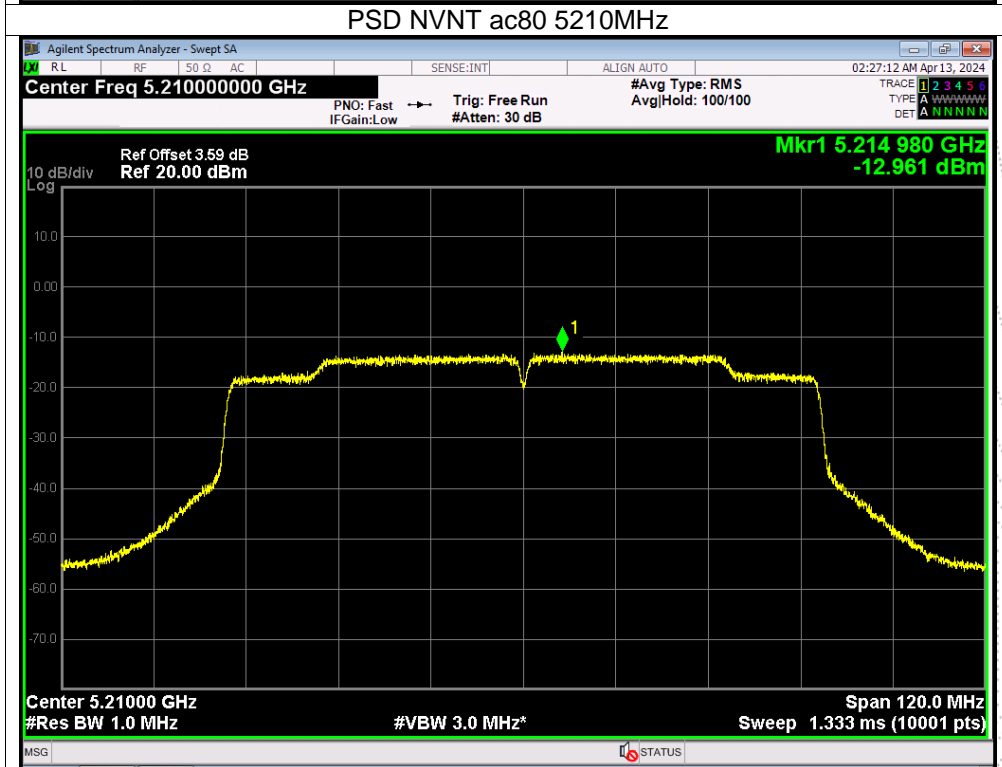
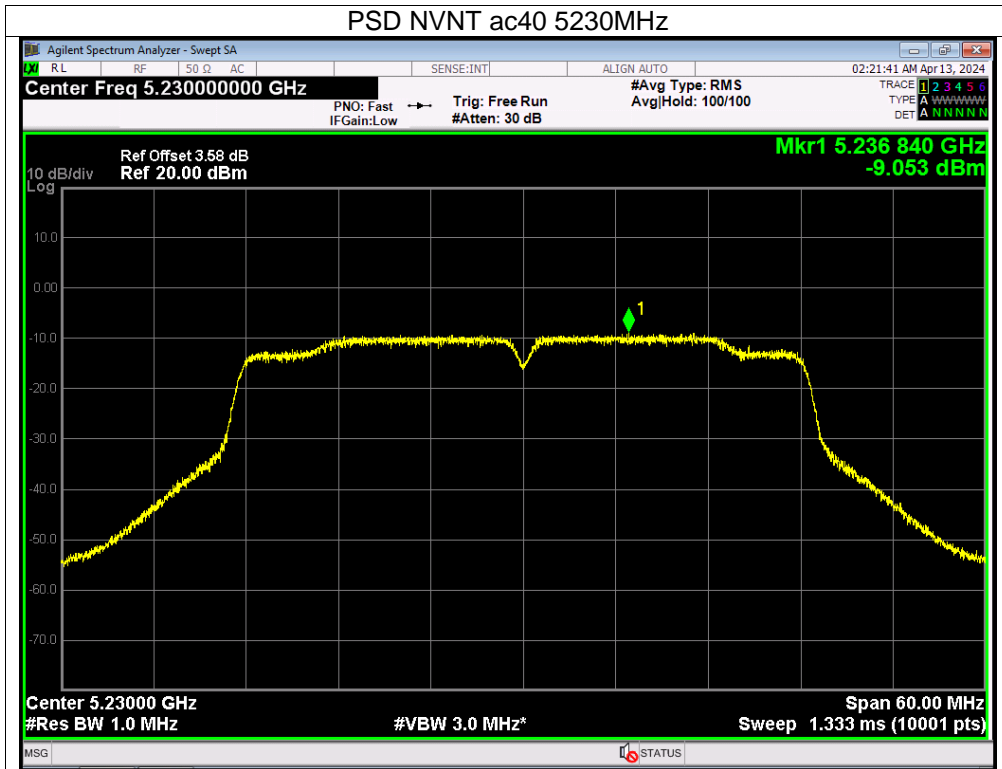


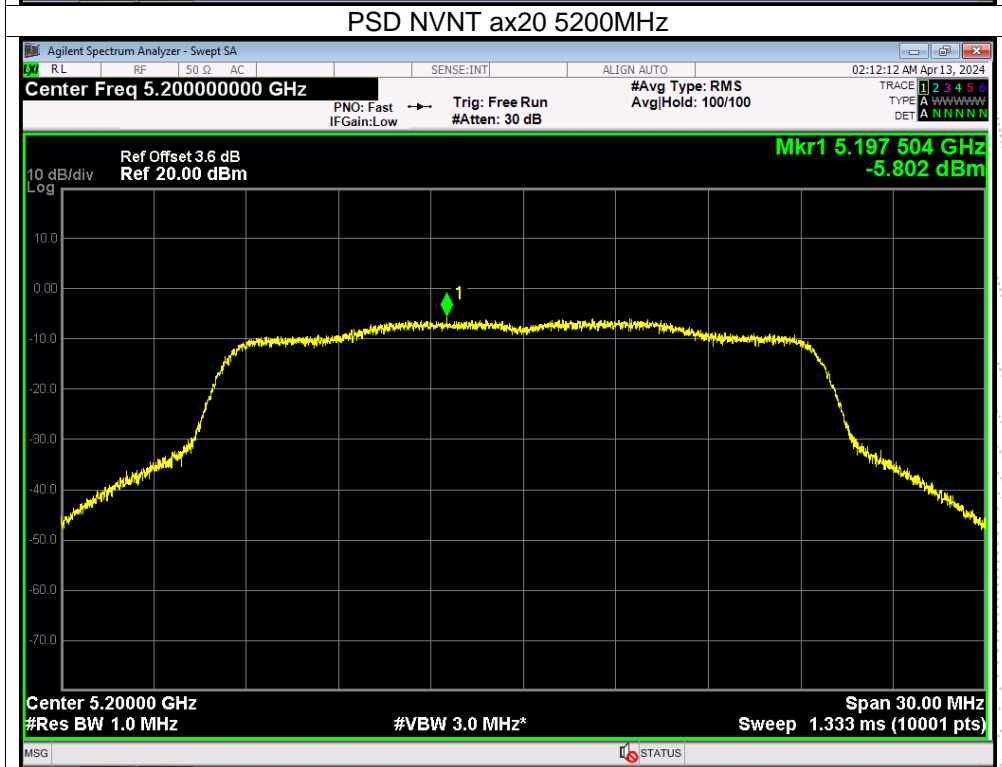
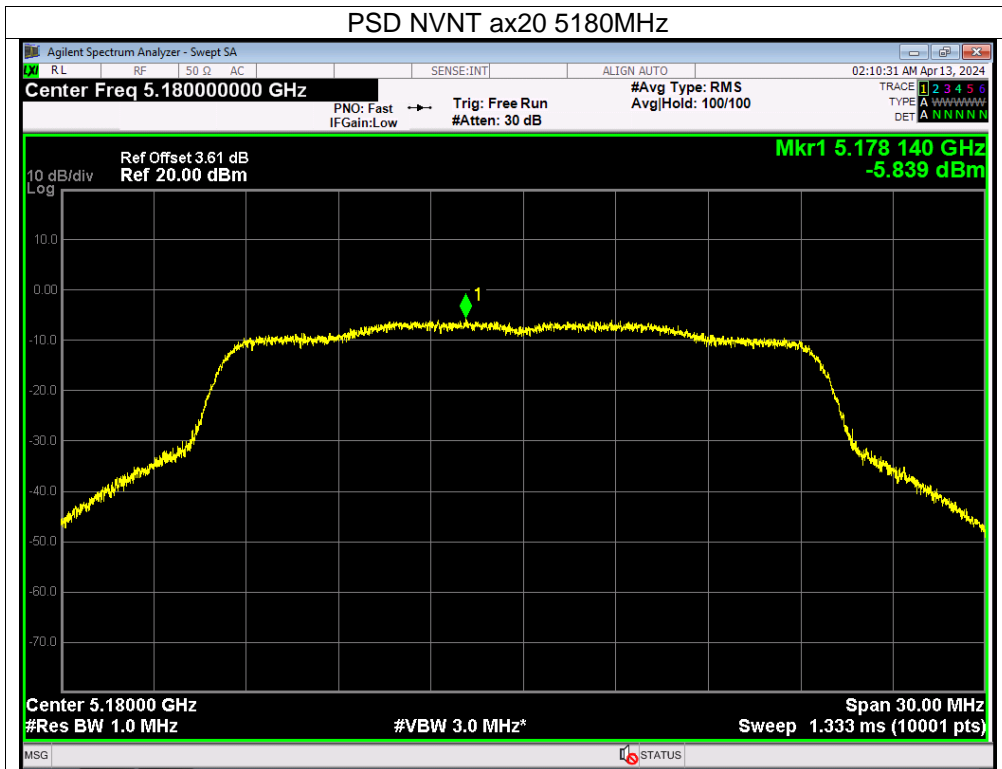
CO.LTD

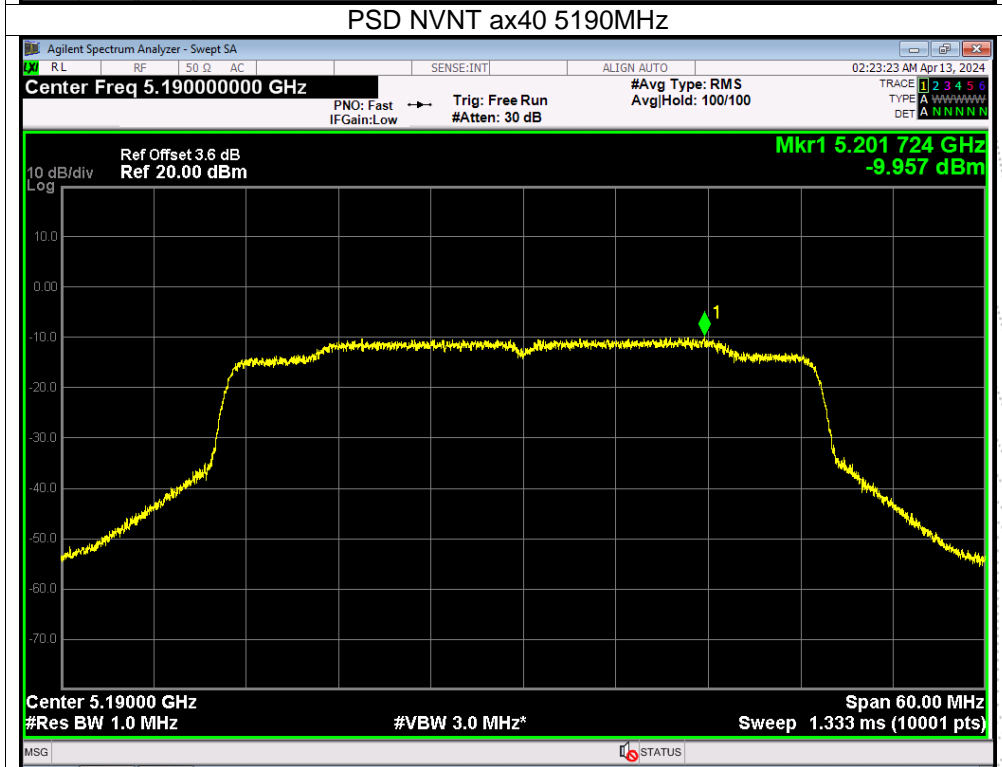
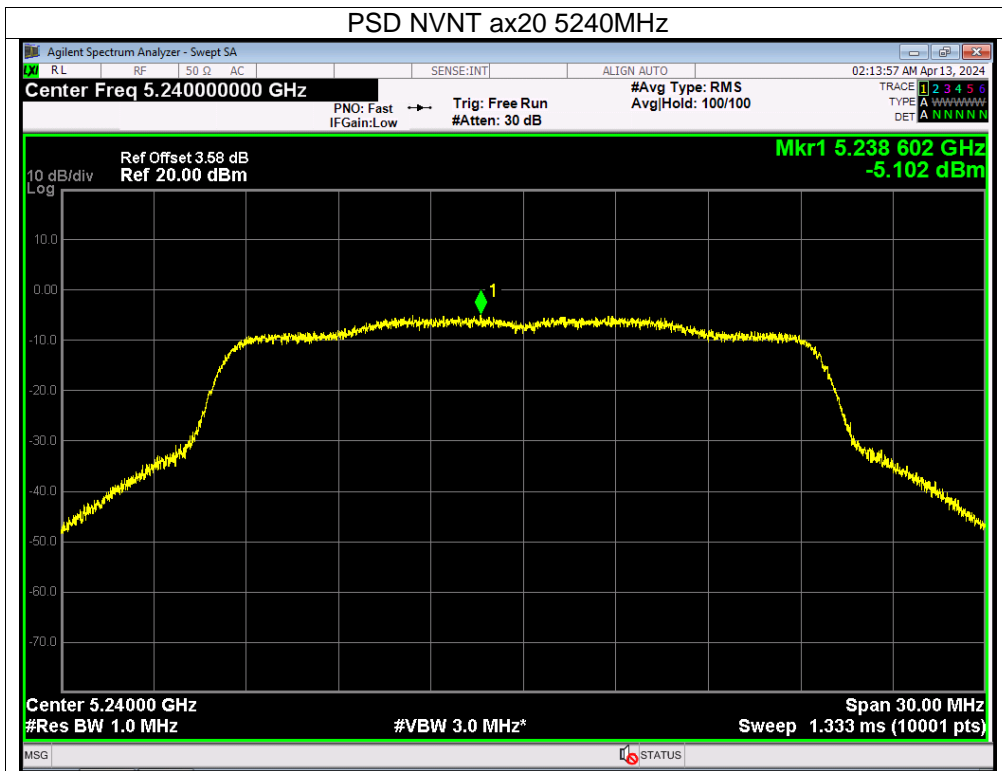


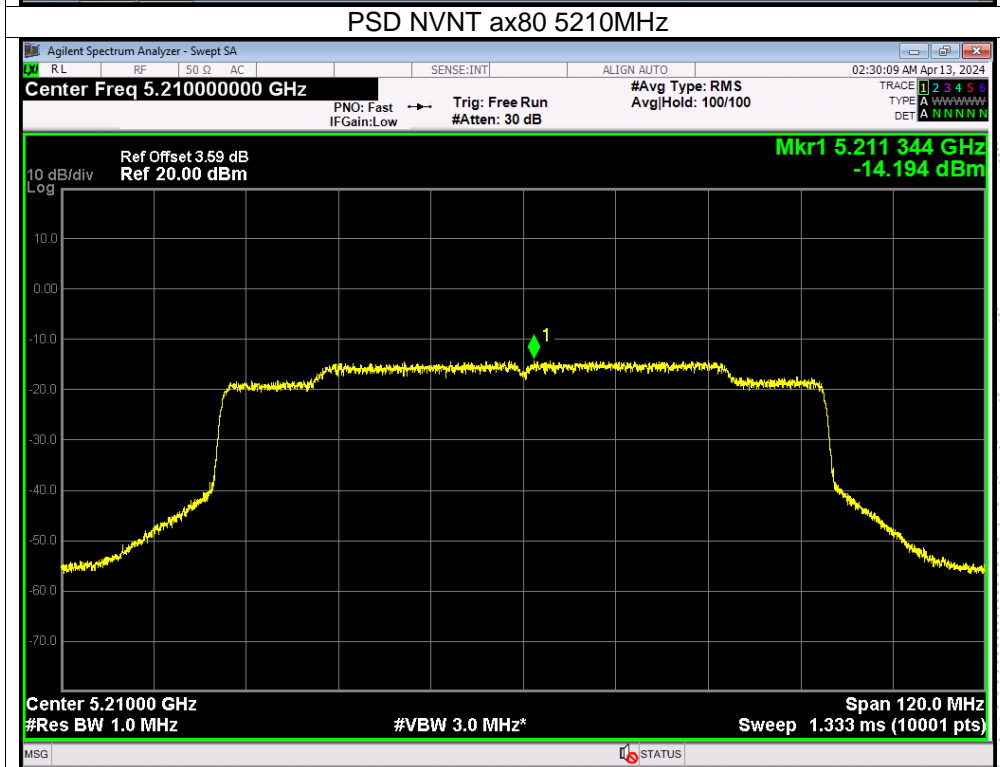
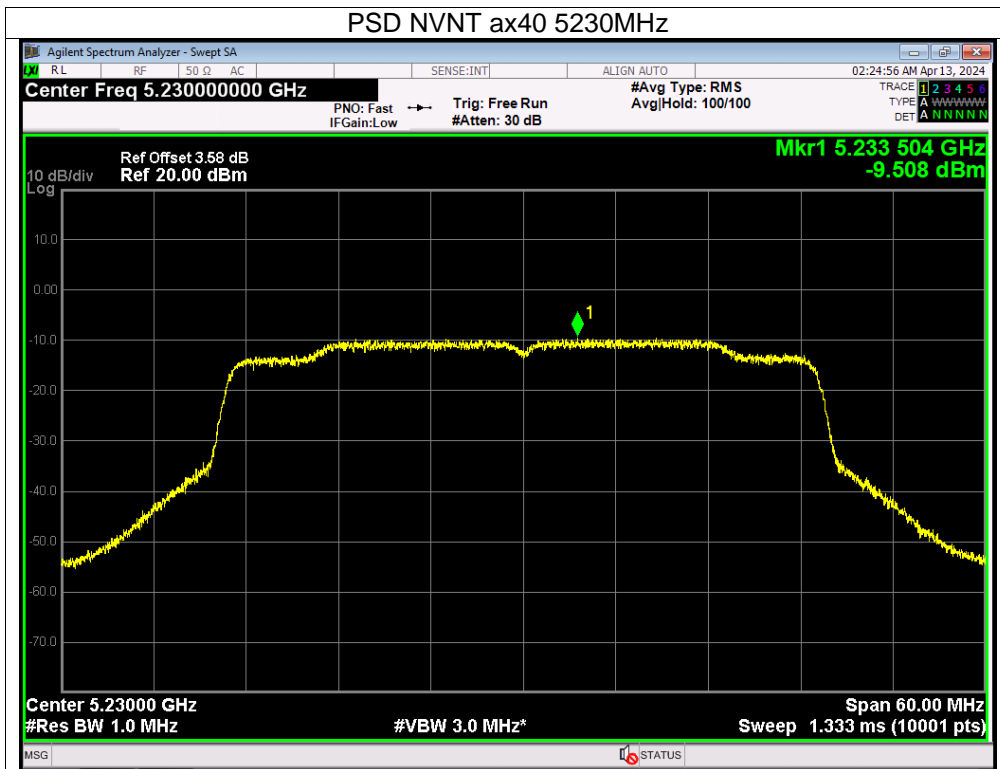
SHENZHEN











CO. LTD.

Temperature:	26 °C	Relative Humidity:	54%
Pressure:	101kPa	Test Voltage:	DC 11.4V
Test Mode:	TX Frequency U-NII-3 (5745-5825MHz)		

Condition	Mode	Frequency (MHz)	Measured Power Density (dBm/MHz)			Limit (dBm/MHz)	Result
			ANT A	ANT B	Total		
NVNT	a	5745	-1.37	0.31	/	30	PASS
NVNT	a	5785	-1.37	-0.48	/	30	PASS
NVNT	a	5825	-2.13	-1.12	/	30	PASS
NVNT	n20	5745	-2.46	-0.74	1.49	29.68	PASS
NVNT	n20	5785	-2.33	-2.07	0.81	29.68	PASS
NVNT	n20	5825	-3.03	-2.53	0.24	29.68	PASS
NVNT	n40	5755	-6.28	-6.03	-3.14	29.68	PASS
NVNT	n40	5795	-6.8	-4.87	-2.72	29.68	PASS
NVNT	ac20	5745	-3.12	-1.95	0.51	29.68	PASS
NVNT	ac20	5785	-2.92	-1.06	1.12	29.68	PASS
NVNT	ac20	5825	-3.13	-2.75	0.07	29.68	PASS
NVNT	ac40	5755	-6.43	-5.46	-2.91	29.68	PASS
NVNT	ac40	5795	-6.53	-6.02	-3.26	29.68	PASS
NVNT	ac80	5775	-9.88	-9.1	-6.46	29.68	PASS
NVNT	ax20	5745	-10.19	-9.06	-6.58	29.68	PASS
NVNT	ax20	5785	-10.18	-9.6	-6.87	29.68	PASS
NVNT	ax20	5825	-10.11	-9.89	-6.99	29.68	PASS
NVNT	ax40	5755	-14.24	-13.22	-10.69	29.68	PASS
NVNT	ax40	5795	-14.14	-13.6	-10.85	29.68	PASS
NVNT	ax80	5775	-17.22	-16.39	-13.77	29.68	PASS

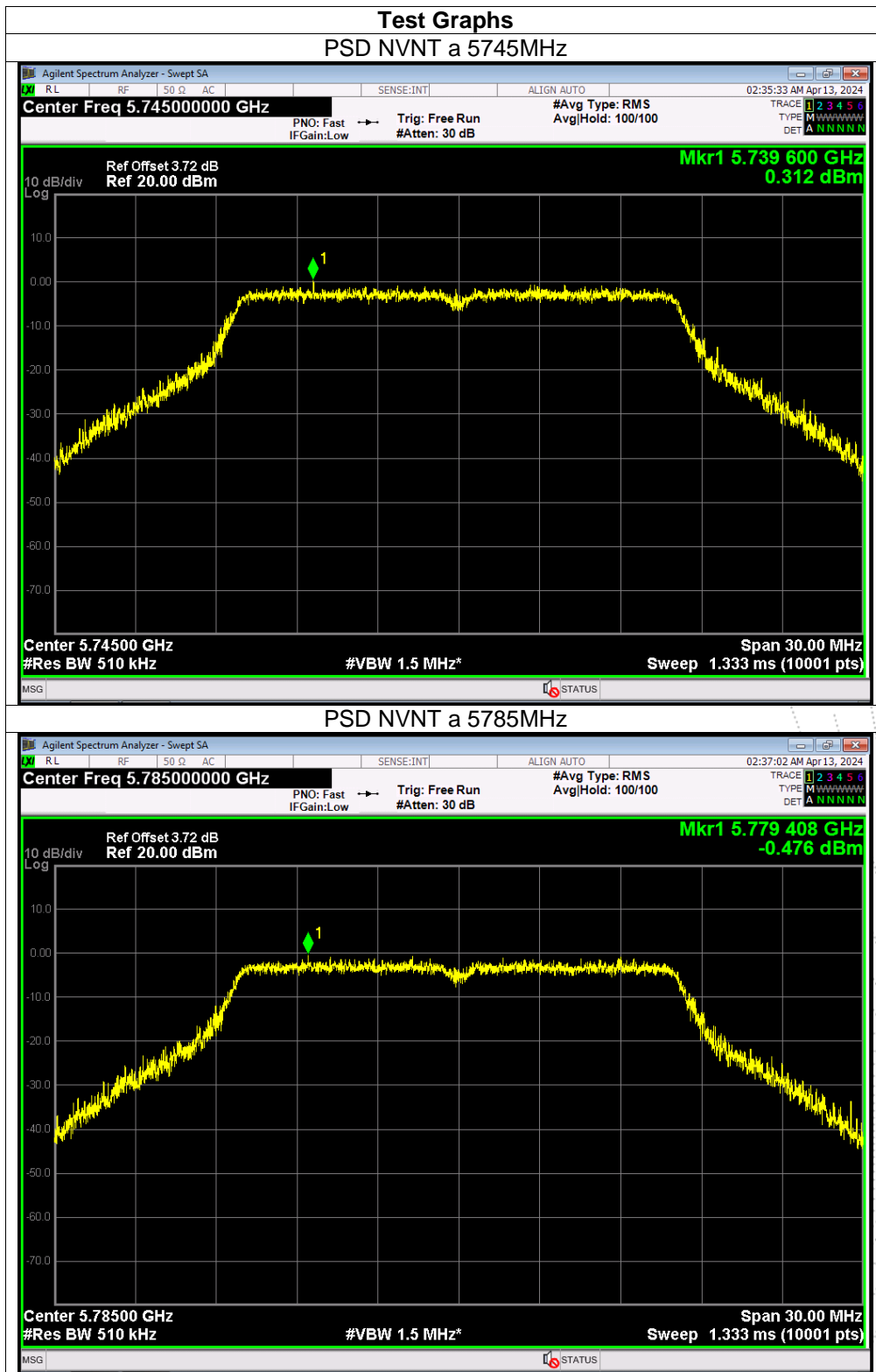
Note:

Antenna A gain:2.01 dBi, Antenna B gain: 3.31 dBi, Directional gain=[GainANT + 10 log(NANT) dBi] =6.32 dBi>6dBi

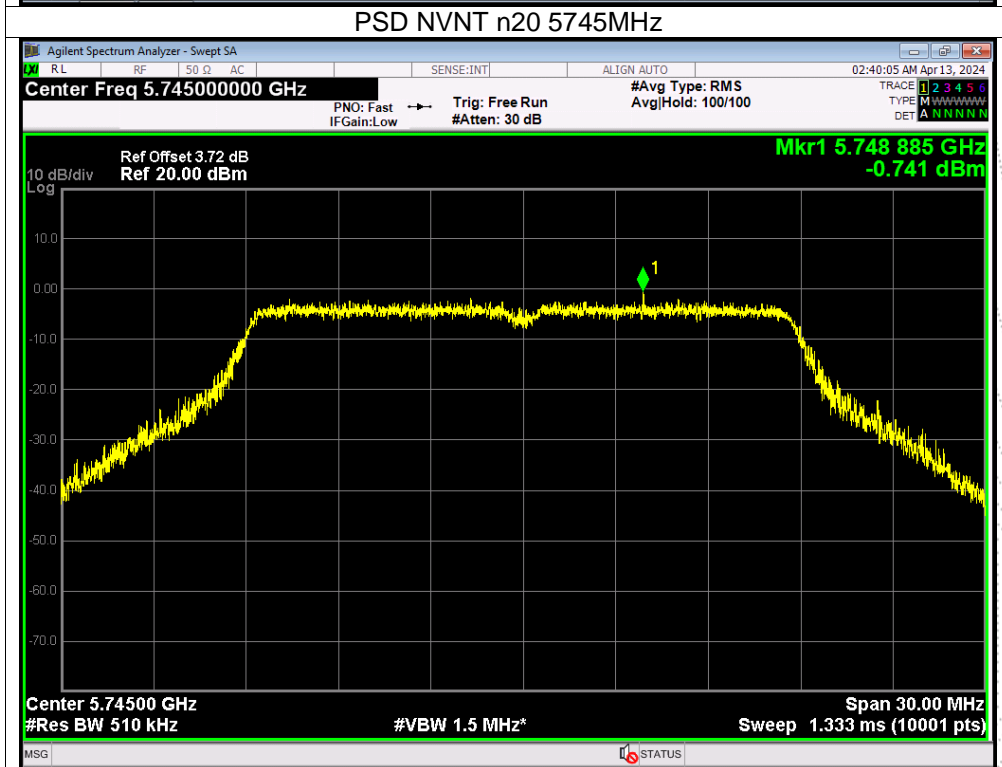
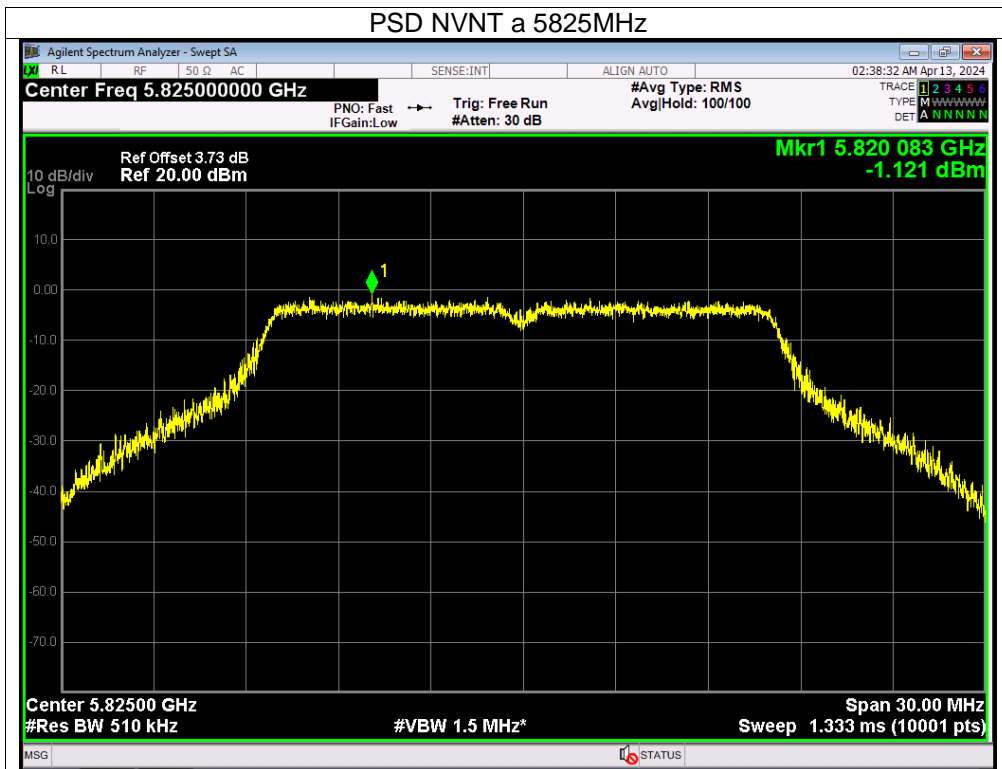
Limit=30-(6.32-6)=29.68 dBi



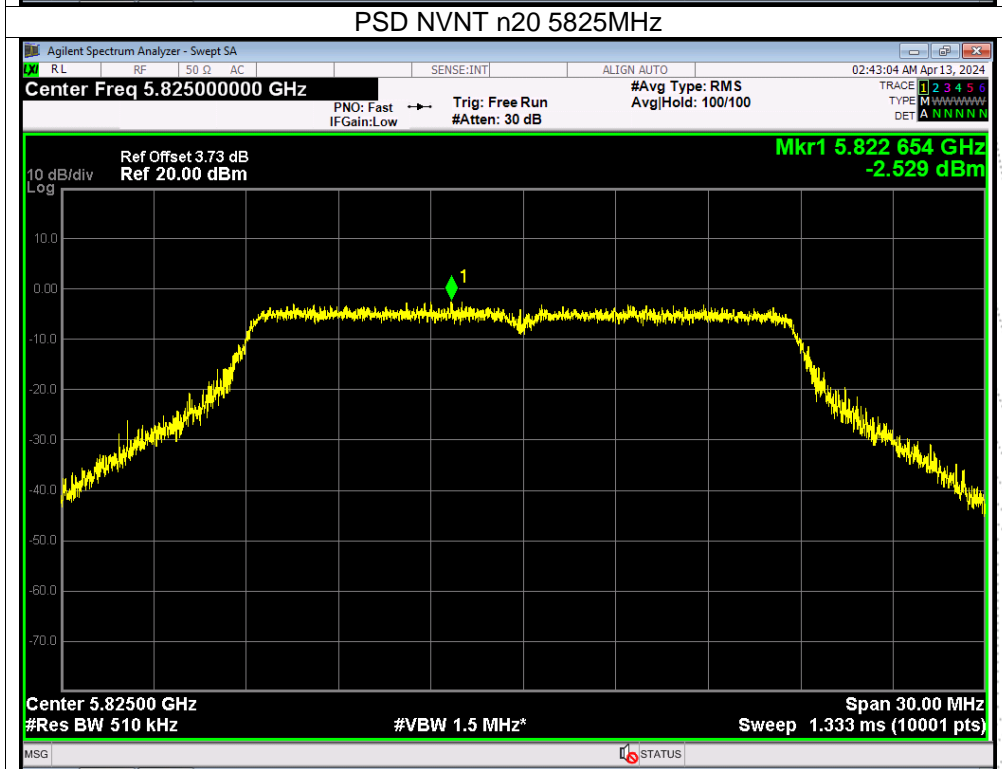
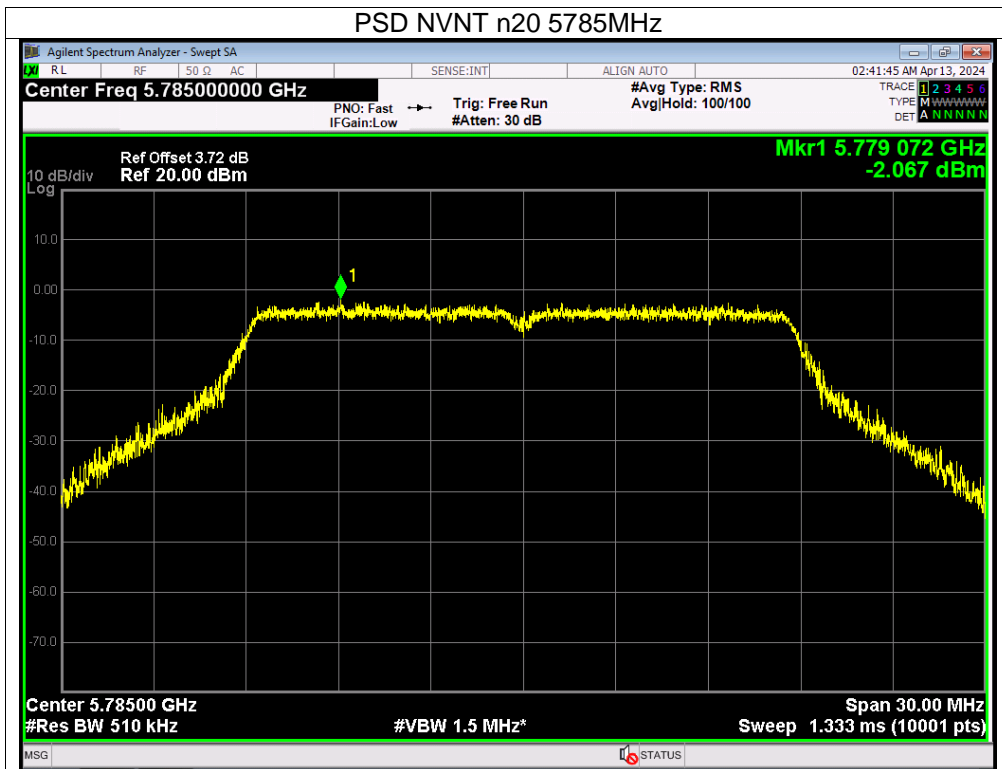
Note: A(B) Represent the value of antenna A and B, The worst data is Antenna B, only shown Antenna B Plot.



BCTC
 BC
 APPR
 Report



TEST
 TC
 OVED
 t Seal



TESTING CO. LTD.