

RSS-247 5.5 / FCC 15.247 (d) Band-edge emissions compliance (Transmitter)

Limits

In any 100 kHz bandwidths outside the frequency band in which the intentional radiator is operating, the radio frequency power that is produced by the intentional radiator shall be at least 20 dB below that in the 100 kHz bandwidth within the band that contains the highest level of the desired power, based on either an RF conducted or a radiated measurement, provided the transmitter demonstrates compliance with the peak conducted power limits. If the transmitter complies with the conducted power limits based on the use of RMS averaging over a time interval, the attenuation required under this paragraph shall be 30 dB instead of 20 dB.

Results

Radiated measurements were used to show compliance with the limits in the restricted bands 2.31-2.39 GHz and 2.4835-2.5 GHz.

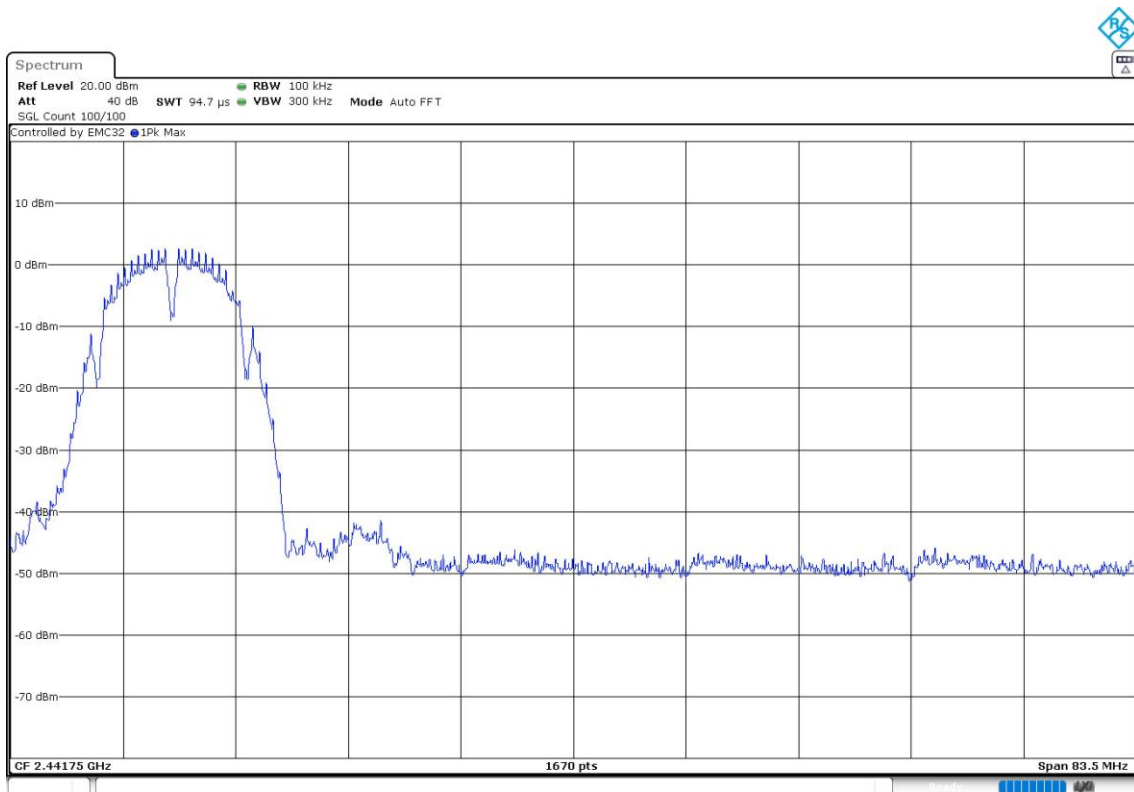
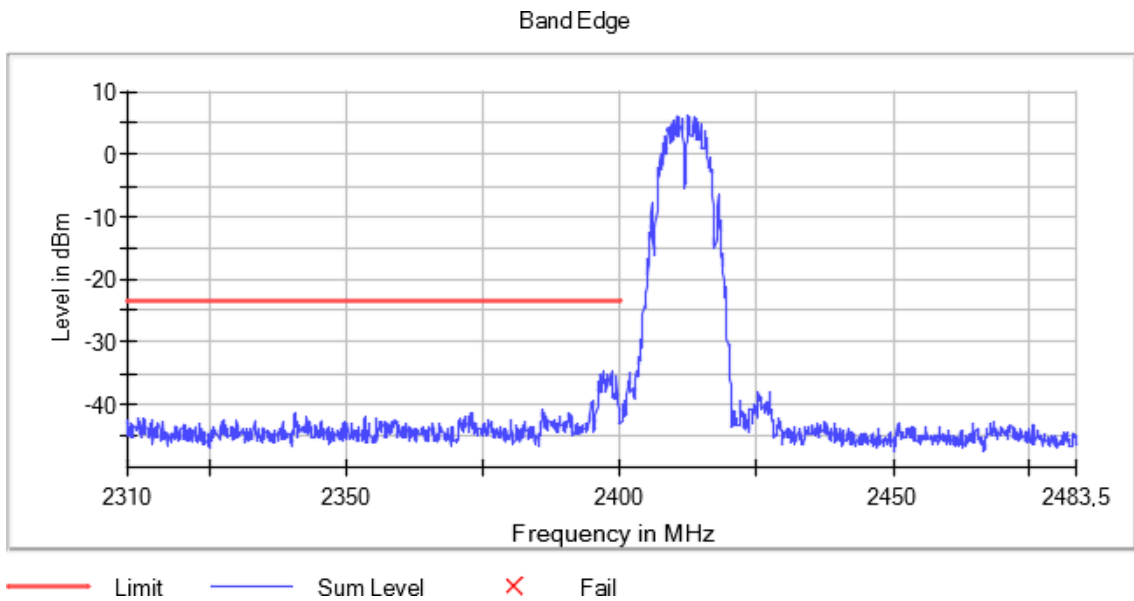
Verdict

Pass

Attachments

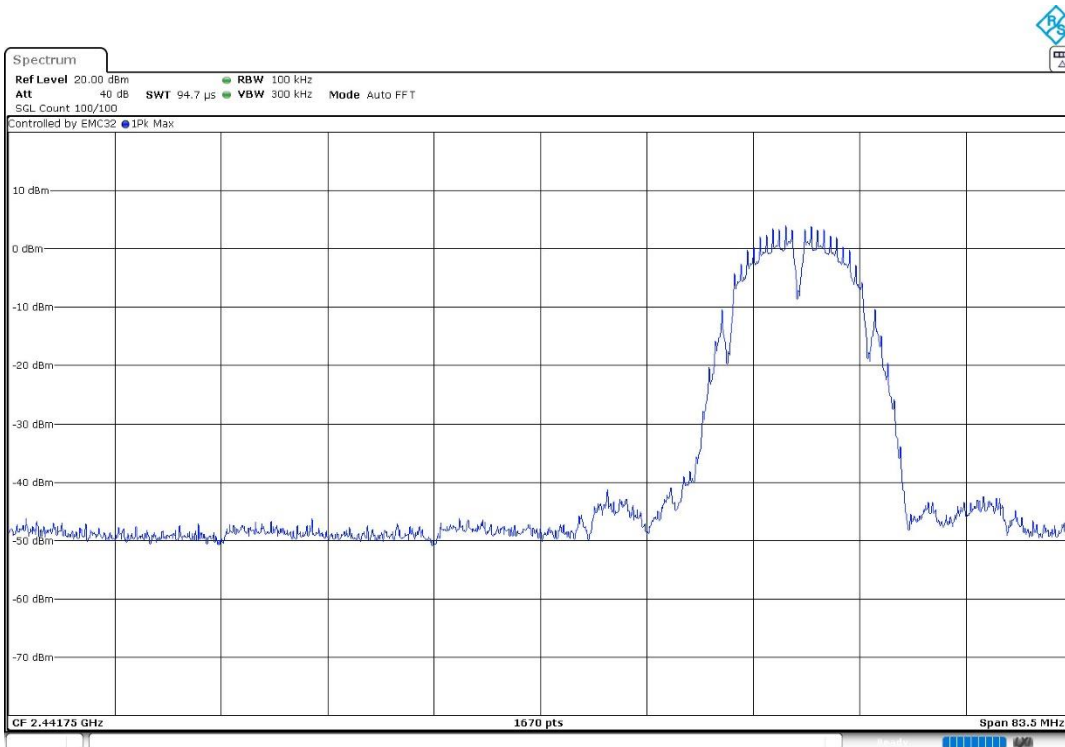
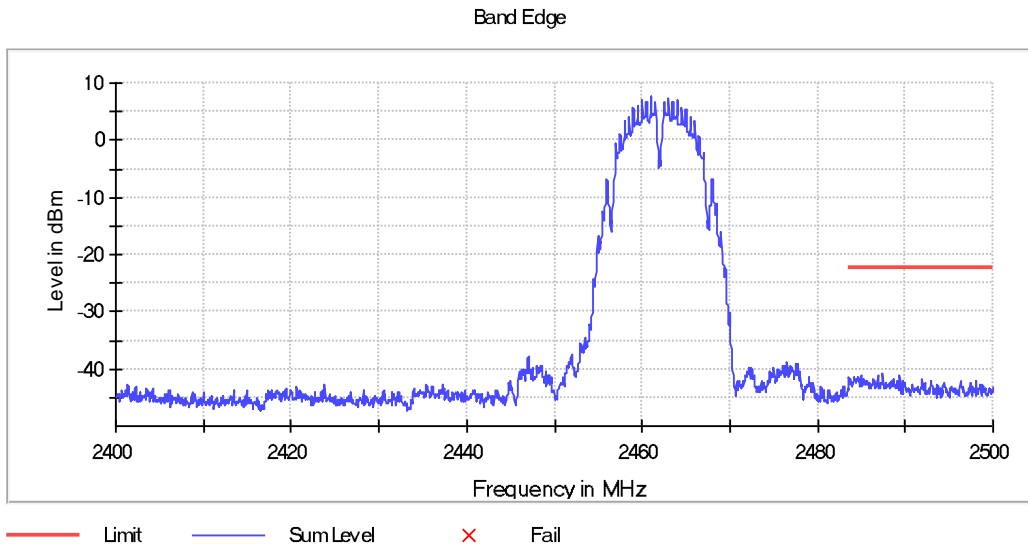
Frequency MHz = 2412.00000 Equipment Type = Digital Transmission System (DTS)
Bandwidth MHz = 20 Modulation = 802.11b (DSSS 1 Mbit/s)
Number of Transmission Chains = 1 Measurement Point = 1
Active Port = 1

Images:



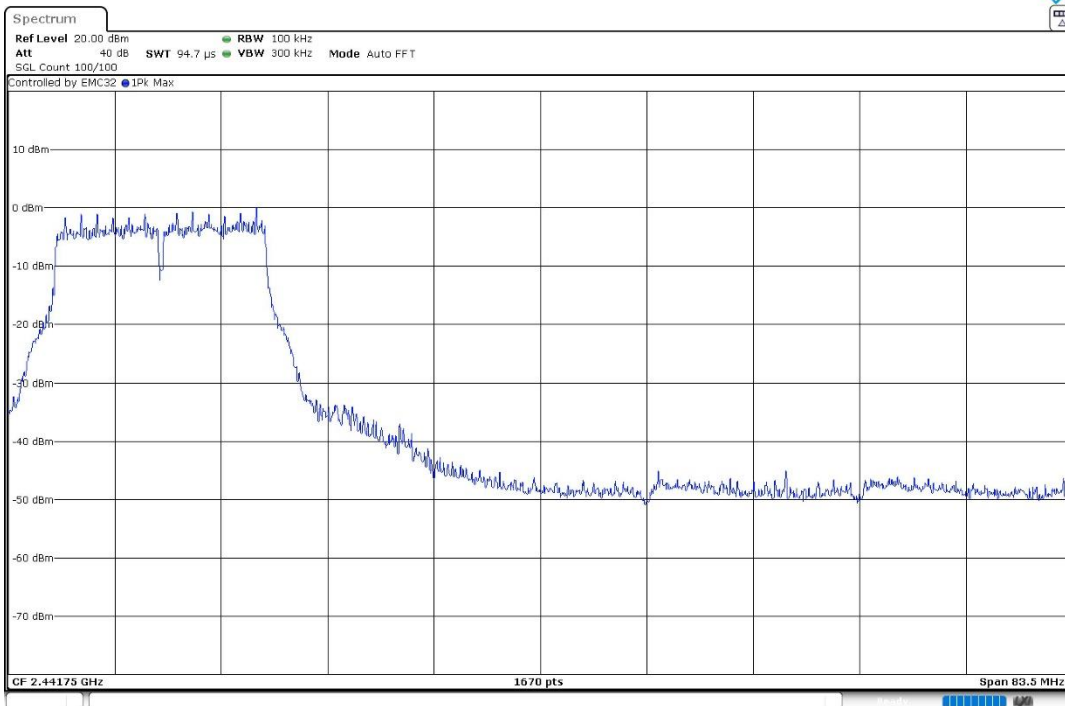
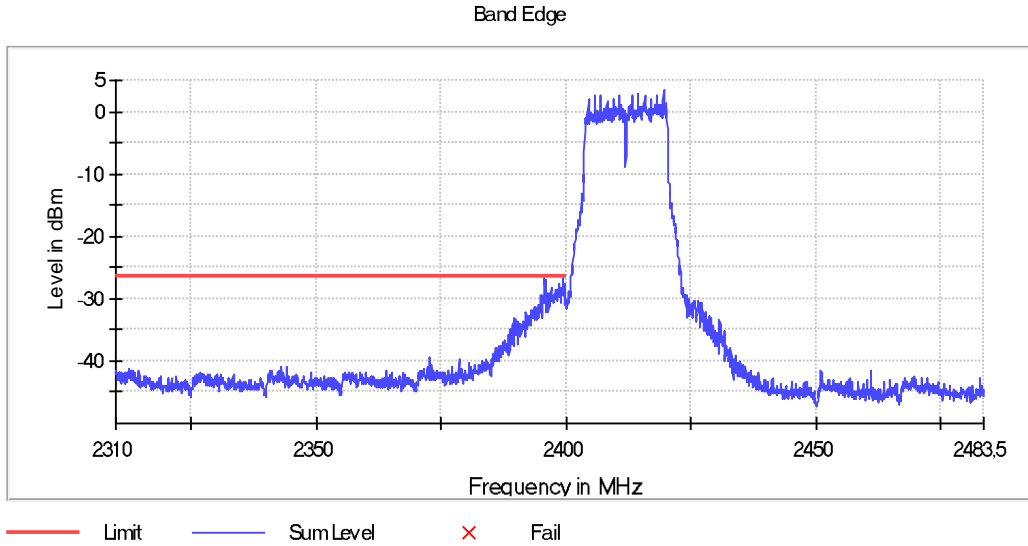
Frequency MHz = 2462.00000 Equipment Type = Digital Transmission System (DTS)
Bandwidth MHz = 20 Modulation = 802.11b (DSSS 1 Mbit/s)
Number of Transmission Chains = 1 Measurement Point = 1
Active Port = 1

Images:



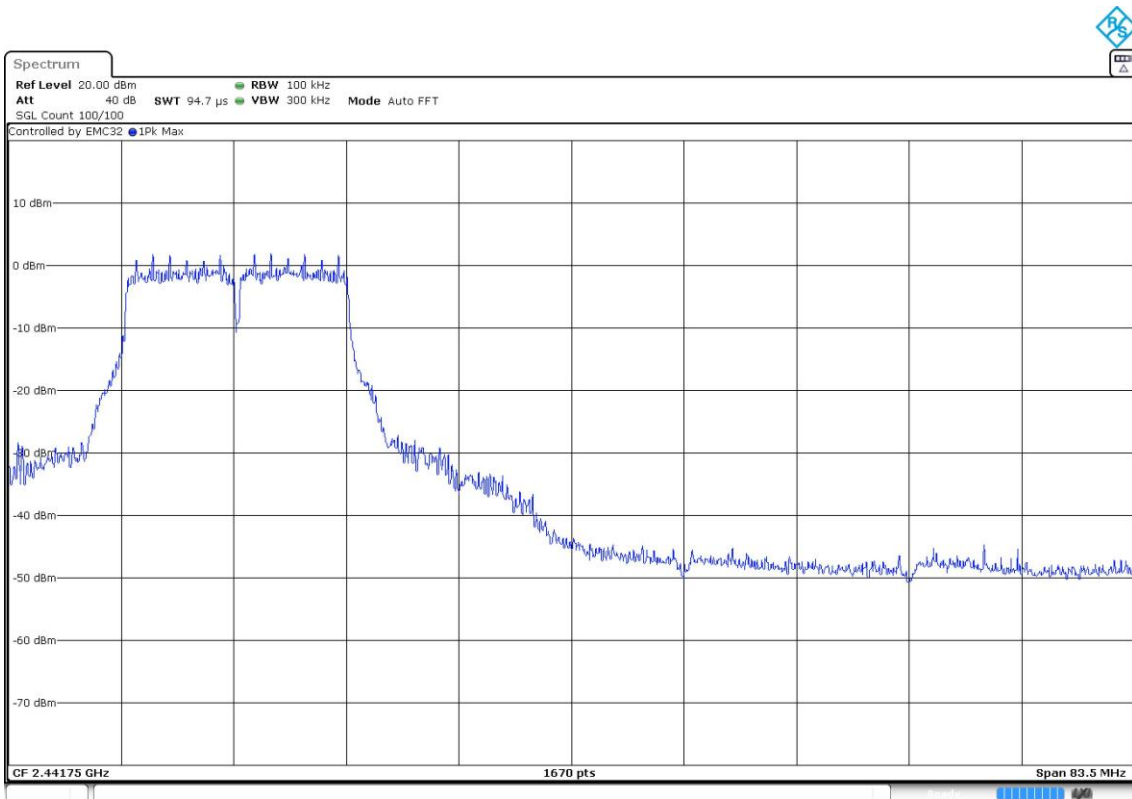
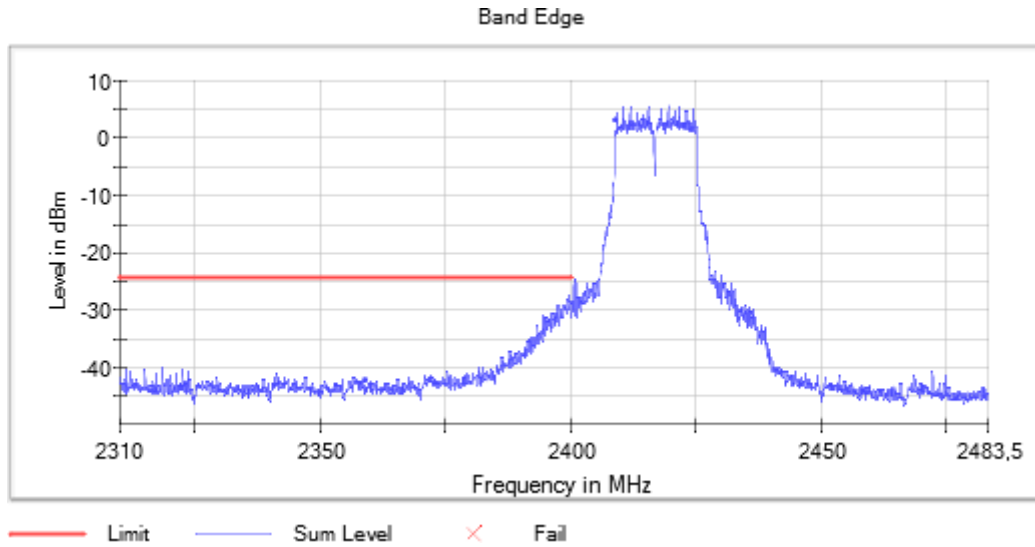
Frequency MHz = 2412.00000 Equipment Type = Digital Transmission System (DTS)
 Bandwidth MHz = 20 Modulation = 802.11g (OFDM 6 Mbit/s)
 Number of Transmission Chains = 1 Measurement Point = 1
 Active Port = 1

Images:



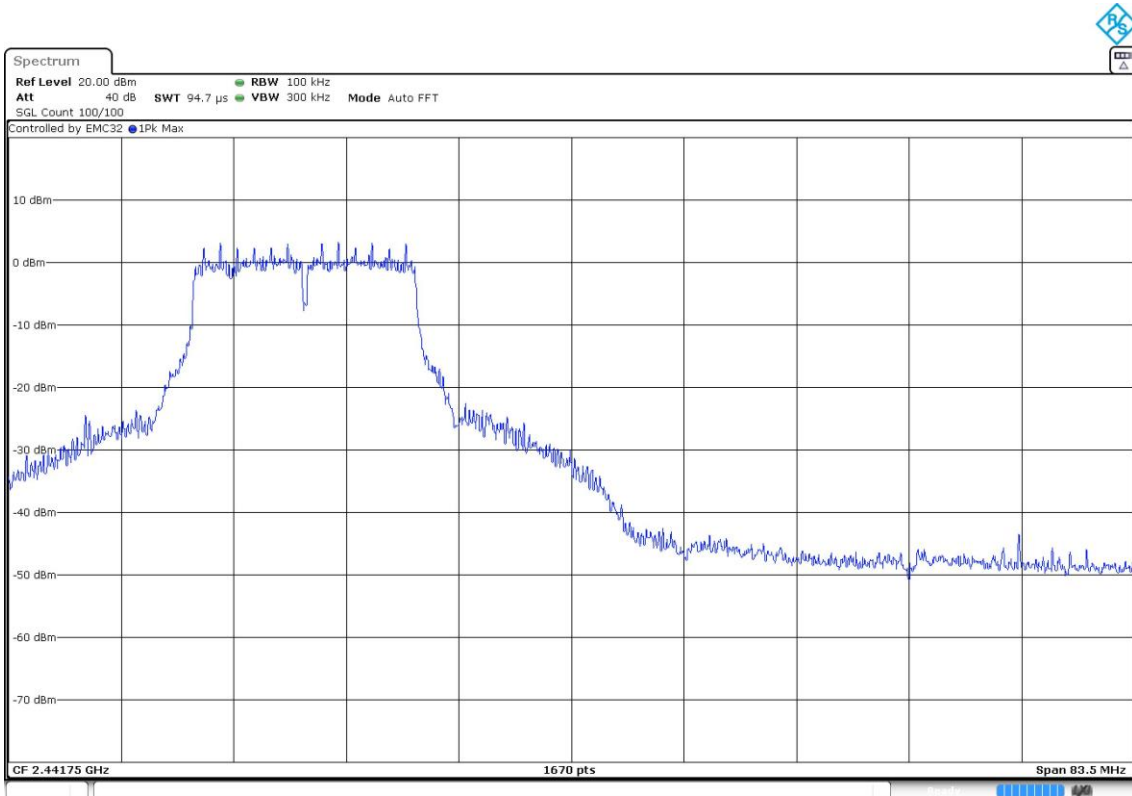
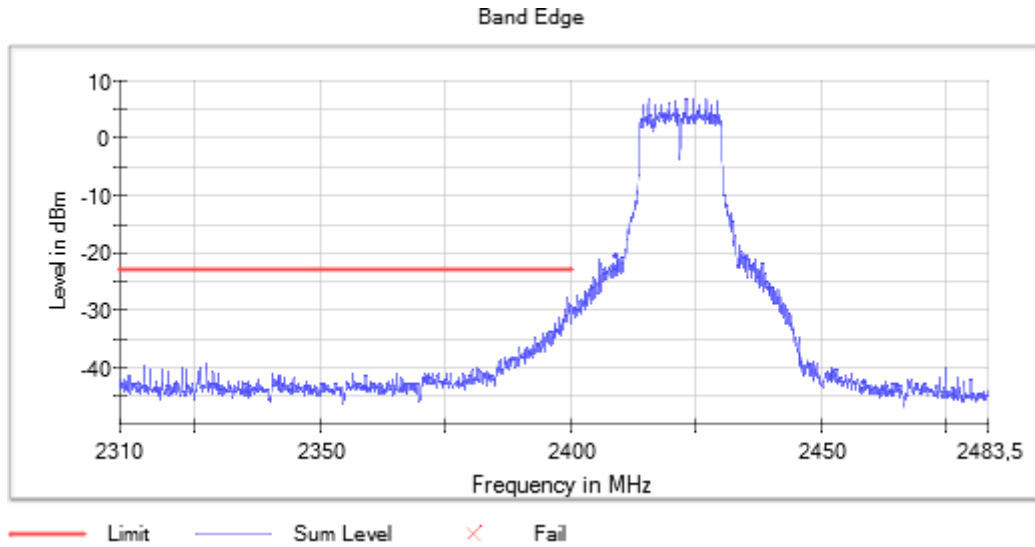
Frequency MHz = 2417.00000 Equipment Type = Digital Transmission System (DTS)
 Bandwidth MHz = 20 Modulation = 802.11g (OFDM 6 Mbit/s)
 Number of Transmission Chains = 1 Measurement Point = 1
 Active Port = 1

Images:



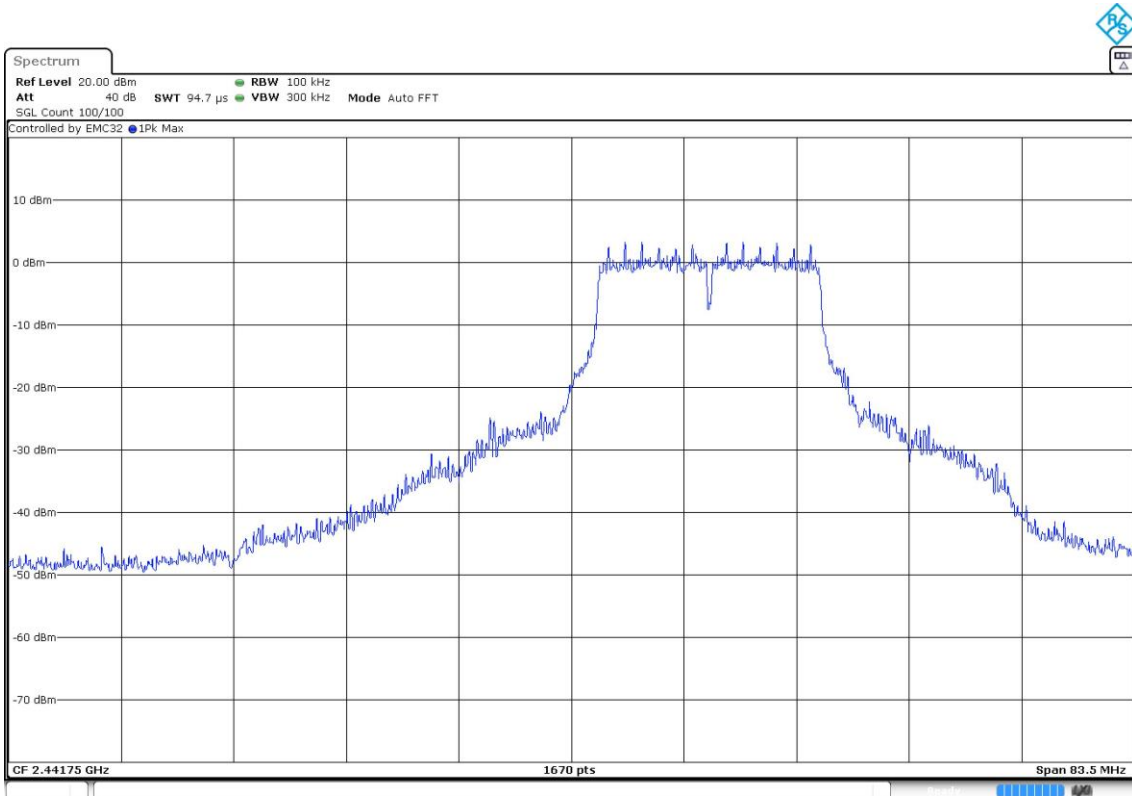
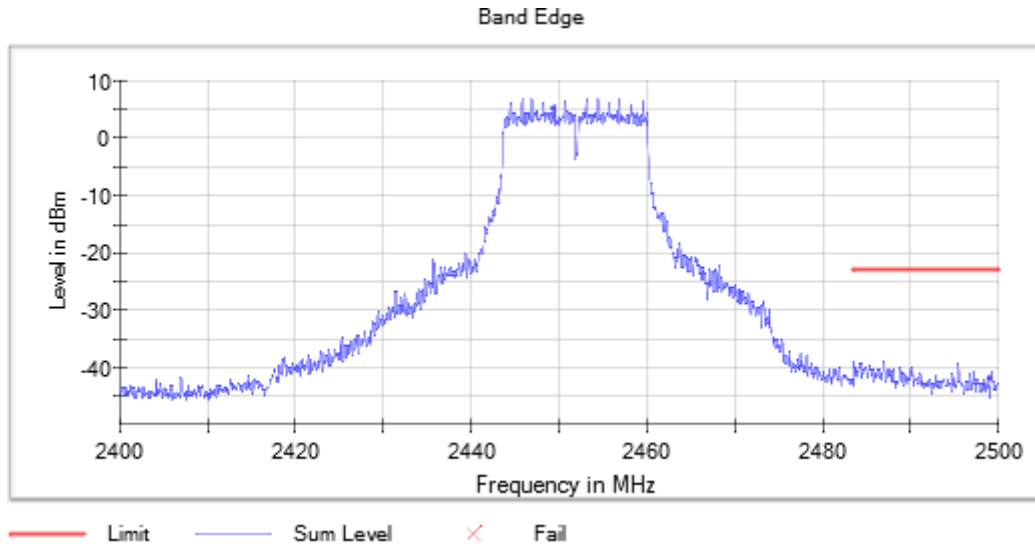
Frequency MHz = 2422.00000 Equipment Type = Digital Transmission System (DTS)
 Bandwidth MHz = 20 Modulation = 802.11g (OFDM 6 Mbit/s)
 Number of Transmission Chains = 1 Measurement Point = 1
 Active Port = 1

Images:



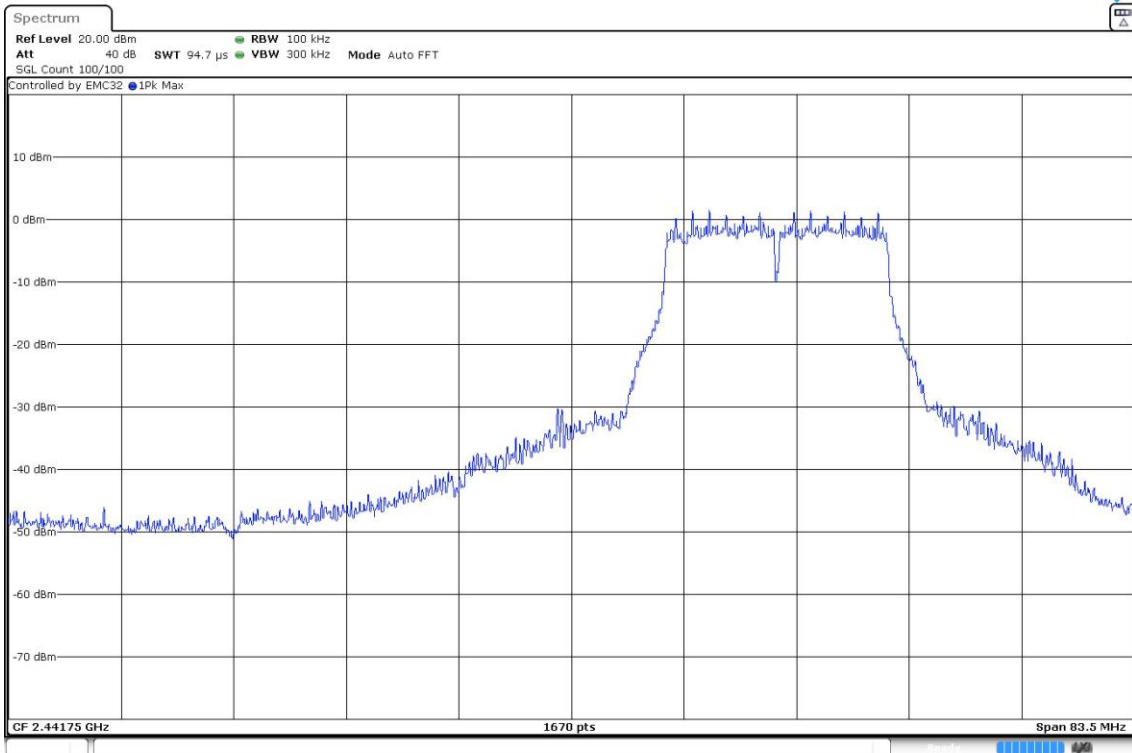
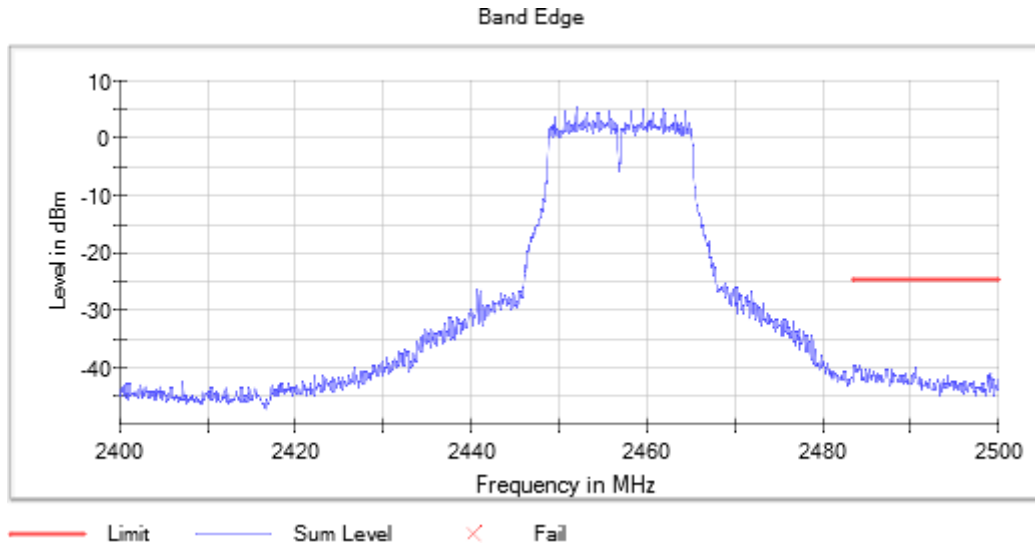
Frequency MHz = 2452.00000 Equipment Type = Digital Transmission System (DTS)
Bandwidth MHz = 20 Modulation = 802.11g (OFDM 6 Mbit/s)
Number of Transmission Chains = 1 Measurement Point = 1
Active Port = 1

Images:



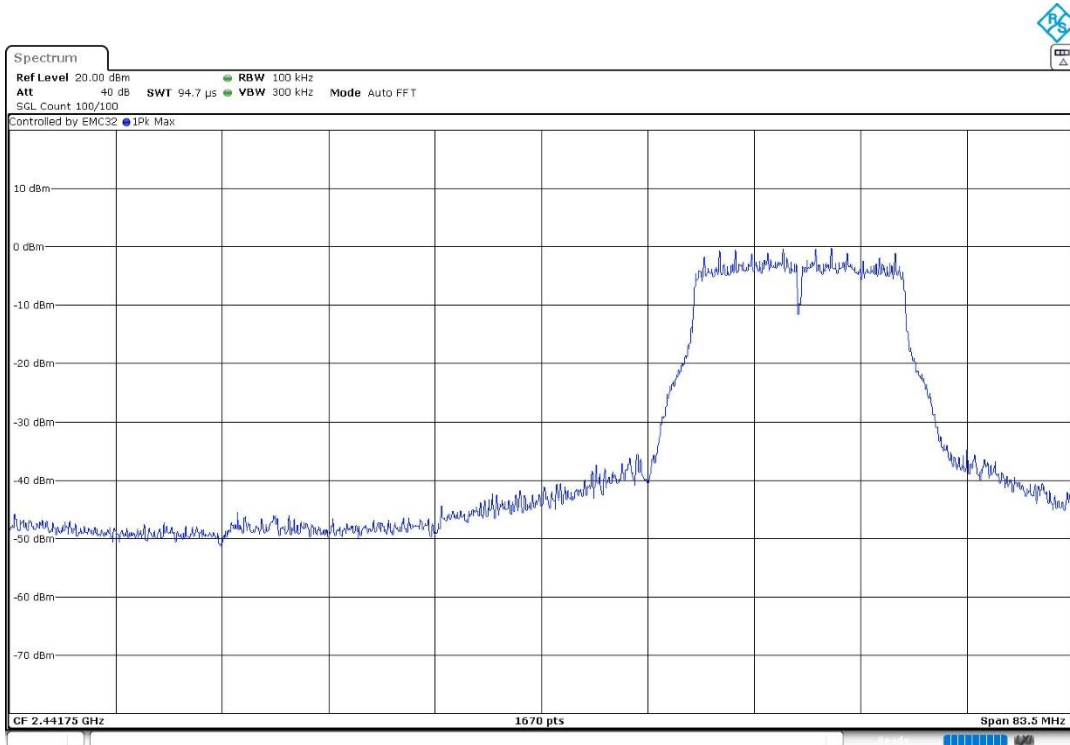
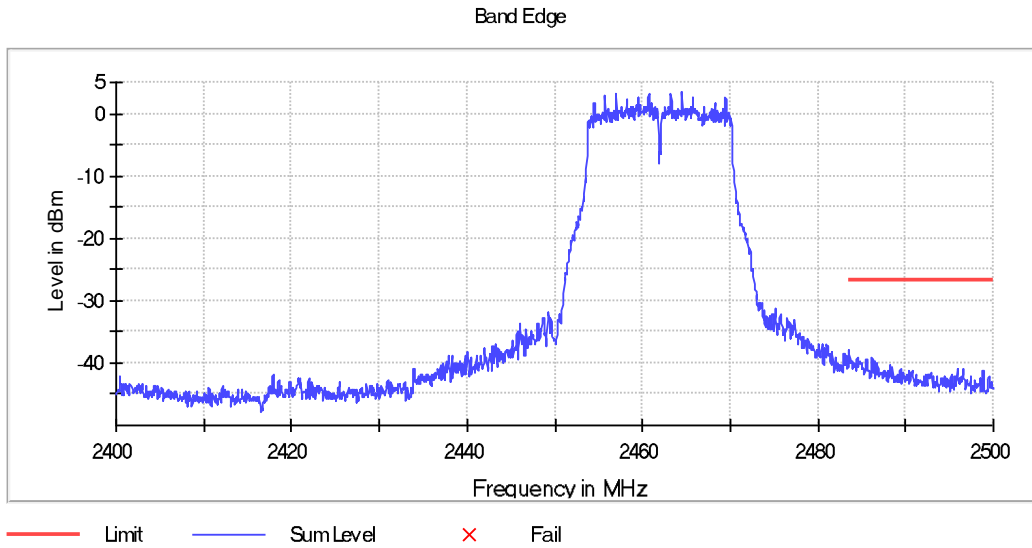
Frequency MHz = 2457.00000 Equipment Type = Digital Transmission System (DTS)
Bandwidth MHz = 20 Modulation = 802.11g (OFDM 6 Mbit/s)
Number of Transmission Chains = 1 Measurement Point = 1
Active Port = 1

Images:



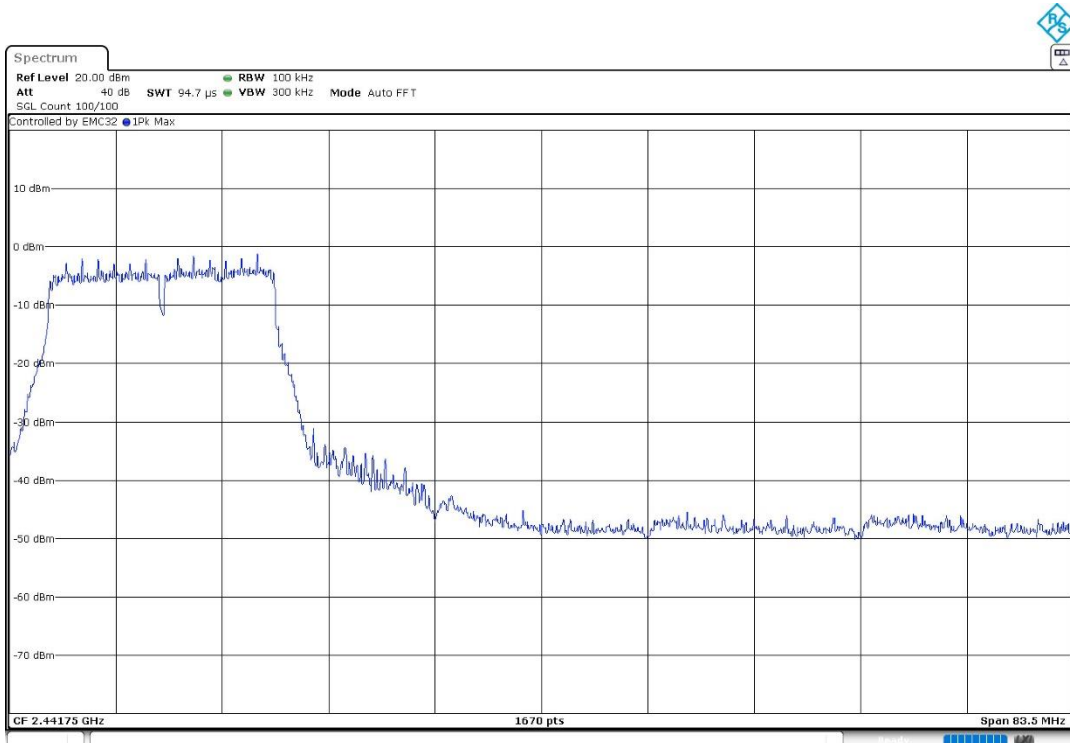
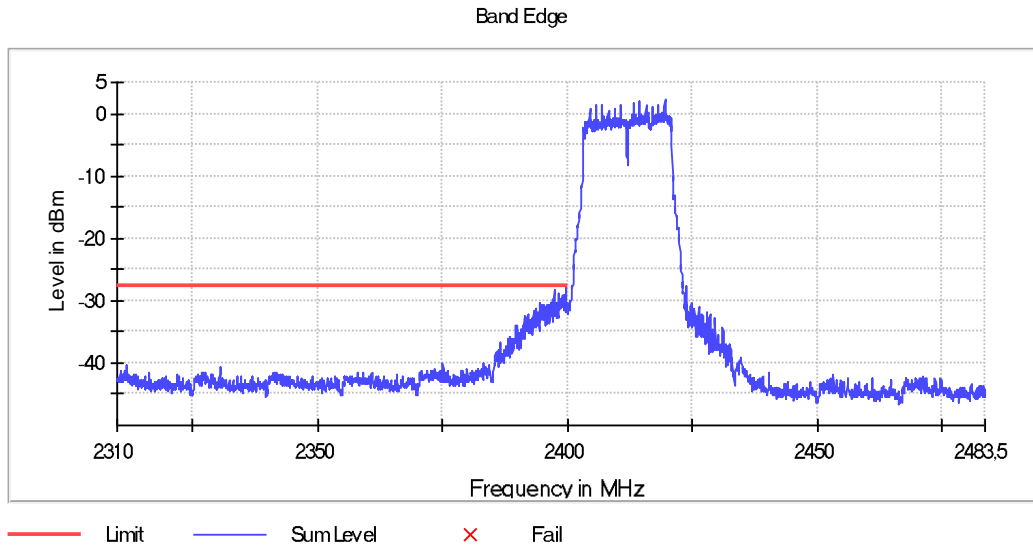
Frequency MHz = 2462.00000 Equipment Type = Digital Transmission System (DTS)
Bandwidth MHz = 20 Modulation = 802.11g (OFDM 6 Mbit/s)
Number of Transmission Chains = 1 Measurement Point = 1
Active Port = 1

Images:



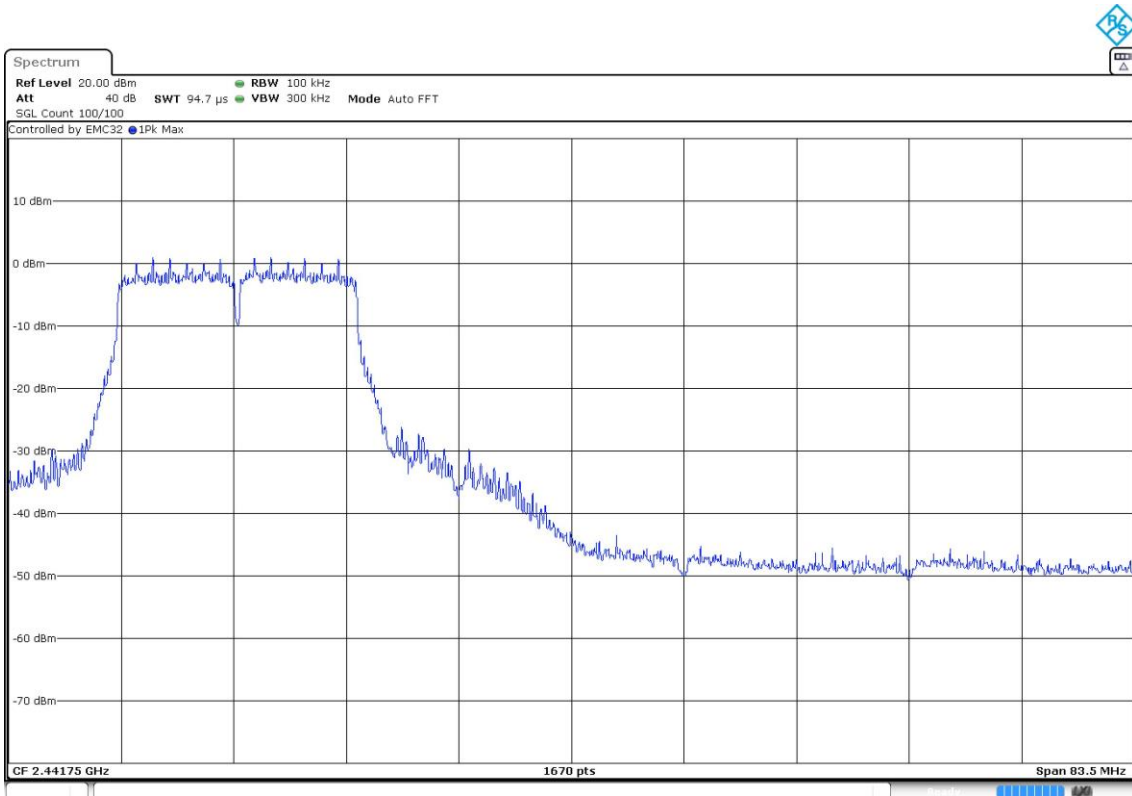
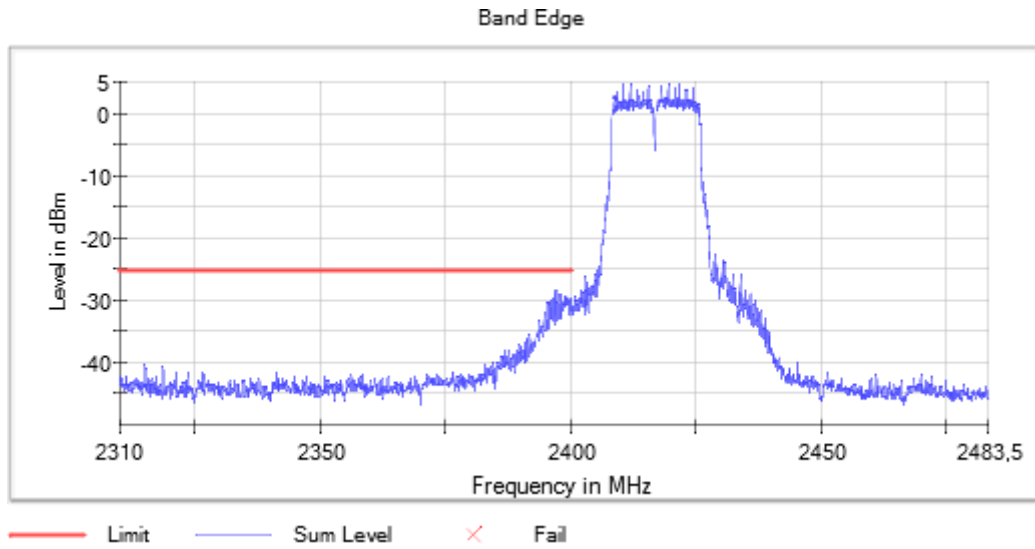
Frequency MHz = 2412.00000 Equipment Type = Digital Transmission System (DTS)
 Bandwidth MHz = 20 Modulation = 802.11n HT20 (OFDM MCS0 6.5 Mbit/s)
 Number of Transmission Chains = 1 Measurement Point = 1
 Active Port = 1

Images:



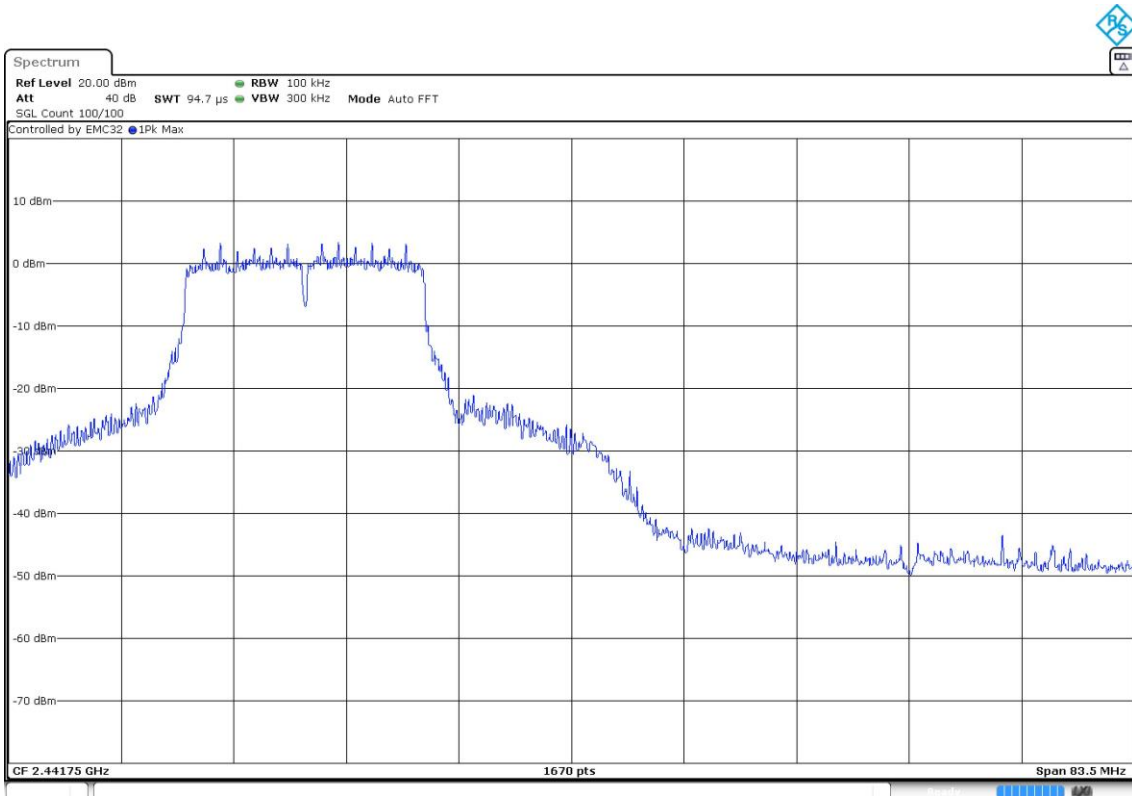
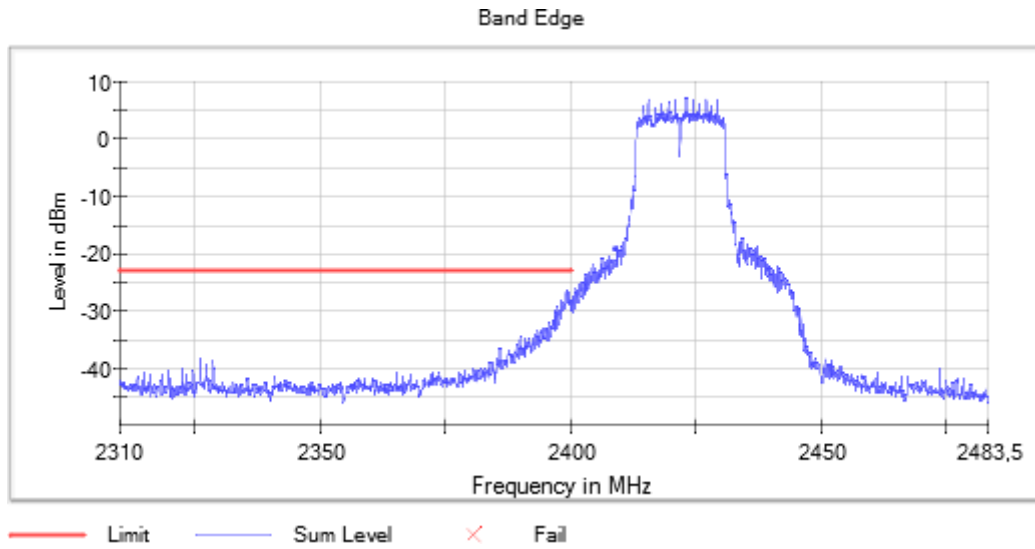
Frequency MHz = 2417.00000 Equipment Type = Digital Transmission System (DTS)
Bandwidth MHz = 20 Modulation = 802.11n HT20 (OFDM MCS0 6.5 Mbit/s)
Number of Transmission Chains = 1 Measurement Point = 1
Active Port = 1

Images:



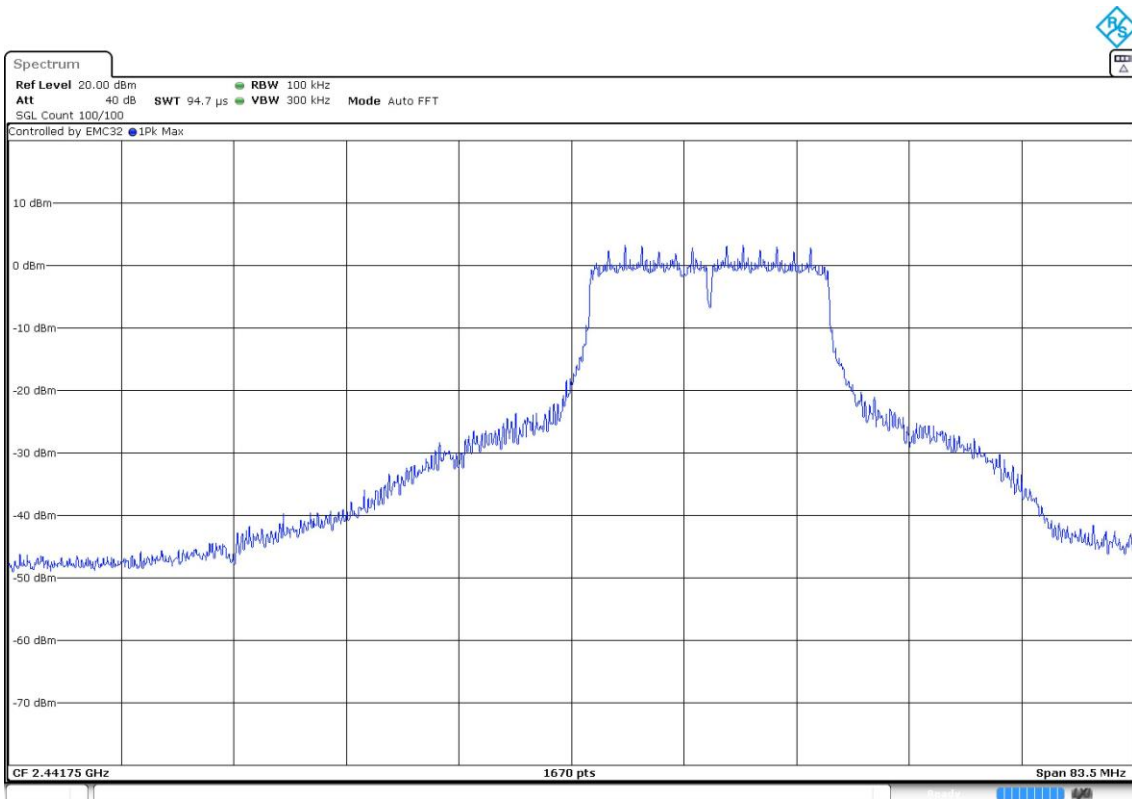
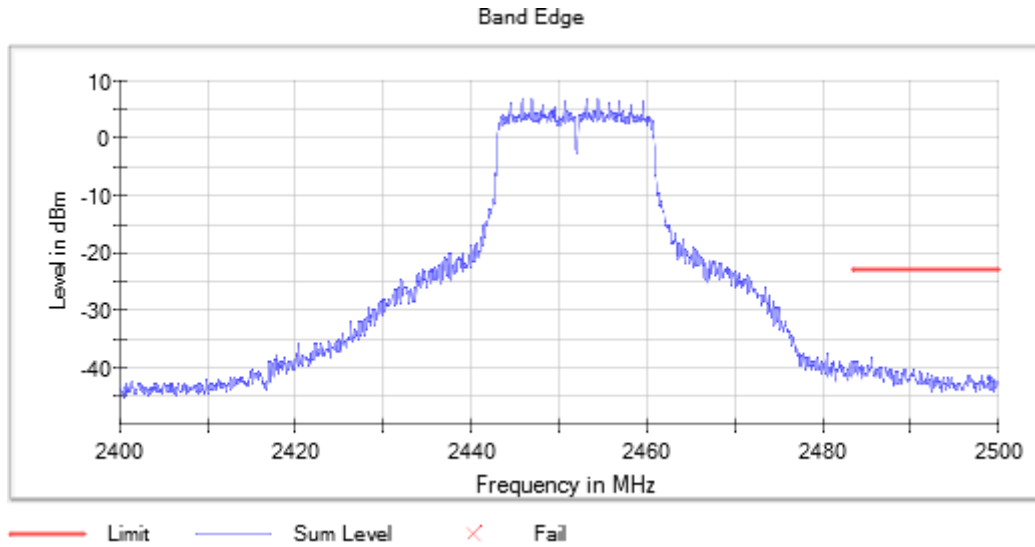
Frequency MHz = 2422.00000 Equipment Type = Digital Transmission System (DTS)
 Bandwidth MHz = 20 Modulation = 802.11n HT20 (OFDM MCS0 6.5 Mbit/s)
 Number of Transmission Chains = 1 Measurement Point = 1
 Active Port = 1

Images:



Frequency MHz = 2452.00000 Equipment Type = Digital Transmission System (DTS)
 Bandwidth MHz = 20 Modulation = 802.11n HT20 (OFDM MCS0 6.5 Mbit/s)
 Number of Transmission Chains = 1 Measurement Point = 1
 Active Port = 1

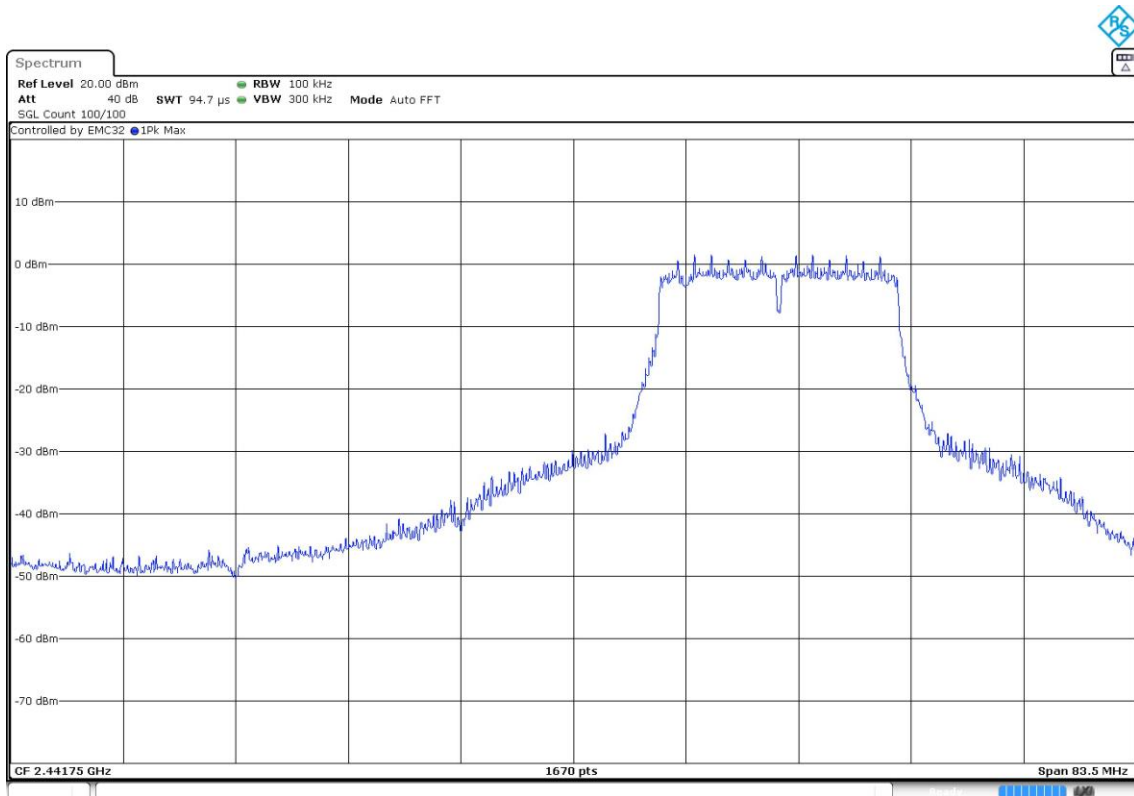
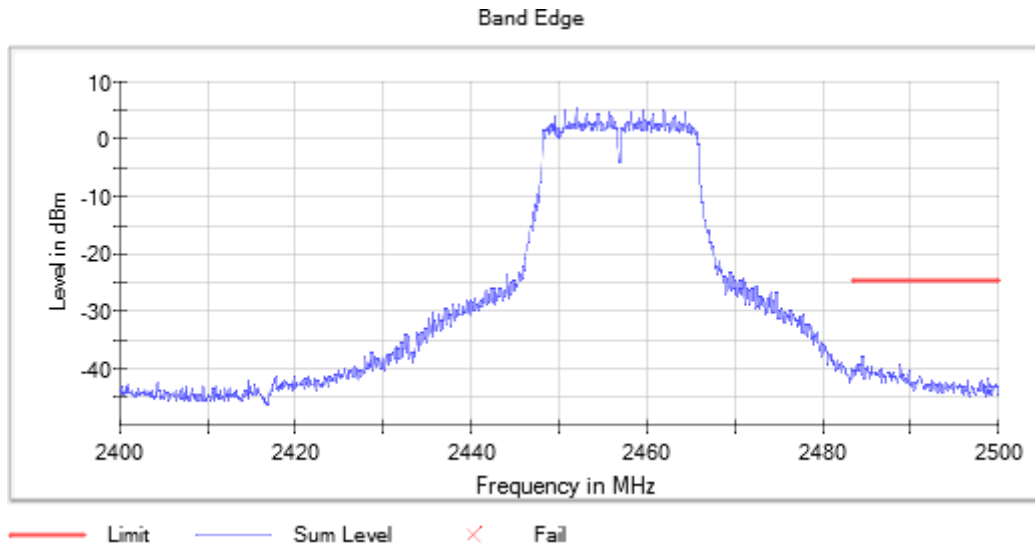
Images:



Tables:

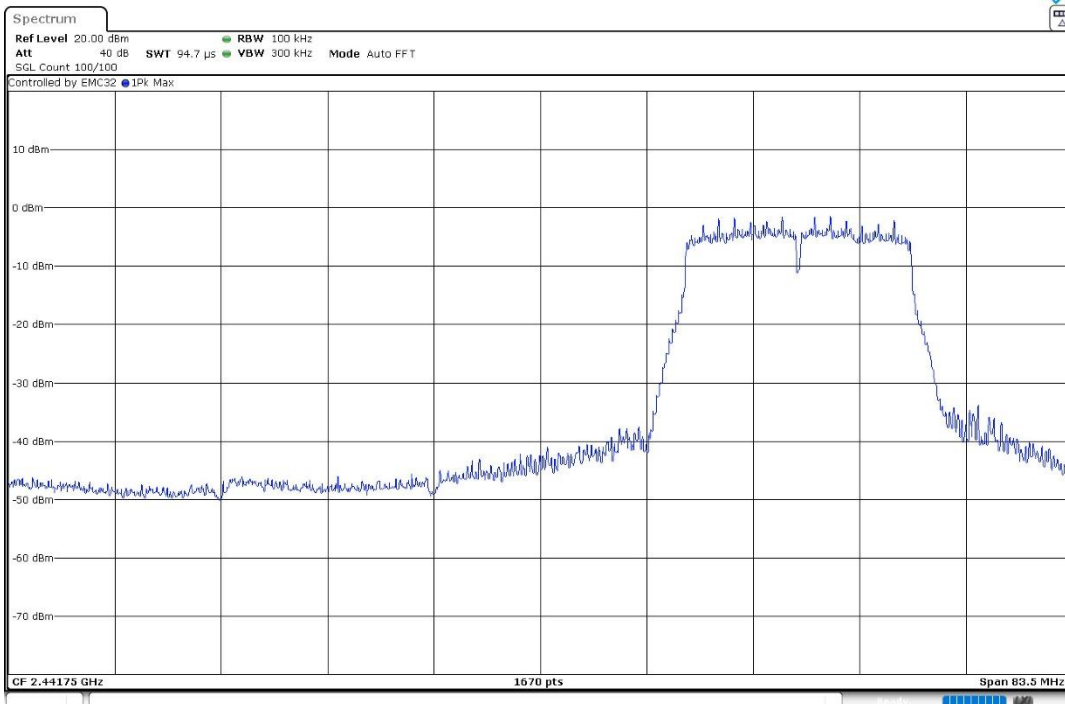
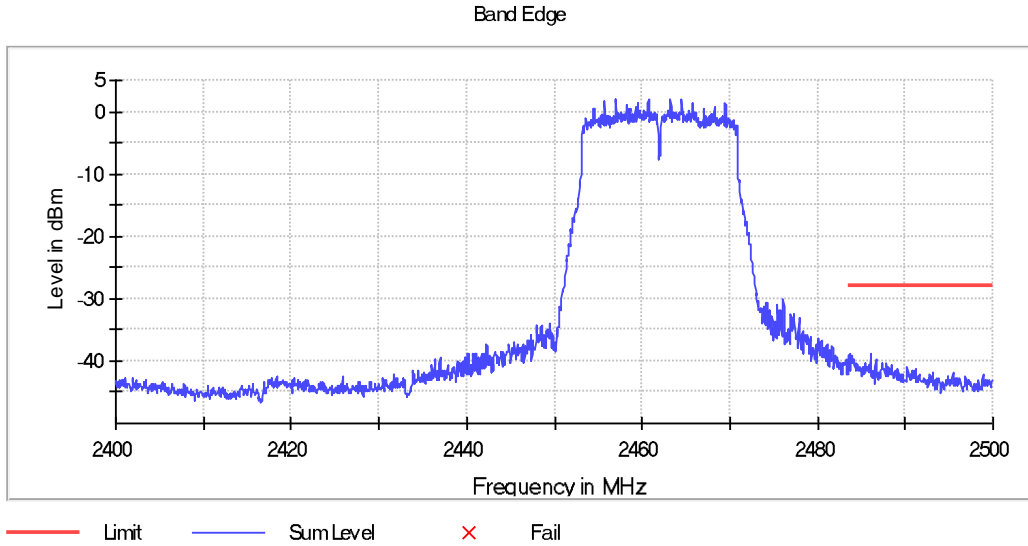
Frequency MHz = 2457.00000 Equipment Type = Digital Transmission System (DTS)
 Bandwidth MHz = 20 Modulation = 802.11n HT20 (OFDM MCS0 6.5 Mbit/s)
 Number of Transmission Chains = 1 Measurement Point = 1
 Active Port = 1

Images:



Frequency MHz = 2462.00000 Equipment Type = Digital Transmission System (DTS)
Bandwidth MHz = 20 Modulation = 802.11n HT20 (OFDM MCS0 6.5 Mbit/s)
Number of Transmission Chains = 1 Measurement Point = 1
Active Port = 1

Images:



RSS-247 5.5 / FCC 15.247 (d) Emission limitations radiated (Transmitter)

Limits

Radiated emissions which fall in the restricted bands, as defined in Section 15.205(a), must also comply with the radiated emission limits specified in Section 15.209(a) (see Section 15.205(c)/RSS-Gen):

Frequency Range (MHz)	Field strength ($\mu\text{V/m}$)	Field strength ($\text{dB}\mu\text{V/m}$)	Measurement distance (m)
0.009-0.490	2400/F(kHz)	-	300
0.490-1.705	24000/F(kHz)	-	30
1.705 - 30.0	30	-	30
30 - 88	100	40	3
88 - 216	150	43.5	3
216 - 960	200	46	3
Above 960	500	54	3

The emission limits shown in the above table are based on measurements employing CISPR quasi-peak detector except for the frequency bands 9-90 kHz, 110-490 kHz and above 1000 MHz. Radiated emission limits in these three bands are based on measurements employing an average detector.

For average radiated emission measurements above 1000 MHz, there is also a limit corresponding to 20 dB above the indicated values in the table is specified when measuring with peak detector function.

RSS-247: Attenuation below the general field strength limits specified in RSS-Gen is not required.

Results

Preliminary measurements determined that the N20 mode was the worst case between the G/N20 modes (OFDM modulation).

Modulation: 802.11b (DSSS 1 Mbit/s)

Freq (MHz)	Freq Rng (GHz)	Unwanted Freq (MHz)	Unwanted Lvl (dBµV/m)	Pol	Detector
2412.00	[0.03, 1]	453.678	31.41	V	PK
			25.23		QP
		494.963	33.48	V	PK
			29.63		QP
		527.974	33.74	V	PK
			31.03		QP
	575.989	34.18	V	PK	
		33.05		QP	
	[1, 3]	2388.646	46.05	H	AVG
	[3, 17]	7234.440	55.72	H	PK
		9648.040	52.43	V	PK
		12060.100	50.10	V	PK
14472.020		50.40	V	AVG	
2437.00	[0.03, 1]	494.963	33.38	V	PK
			29.68		QP
		527.974	34.56	V	PK
			31.39		QP
	575.989	23.01	H	PK	
		19.35		QP	
	[1, 3]	2335.538	55.21	H	PK
			42.57		AVG
		2489.200	60.39	H	PK
			45.83		AVG
	[3, 17]	7312.420	53.40	H	PK
			46.64		AVG
12183.440		50.50	V	PK	
14622.240		53.45	H	PK	
2462.00	[0.03, 1]	494.963	32.75	V	PK
			29.16		QP
		528.004	34.48	V	PK
			31.91		QP
		576.019	33.62	V	PK
		576.019	32.18	V	QP
	[1, 3]	2358.092	42.66	H	AVG
		2486.923	47.07	H	AVG
	[3, 17]	7384.240	56.17	H	PK
			50.46		AVG

Freq (MHz)	Freq Rng (GHz)	Unwanted Freq (MHz)	Unwanted Lvl (dBµV/m)	PoI	Detector
		9848.100	52.85	V	PK
		14772.180	52.26	V	PK

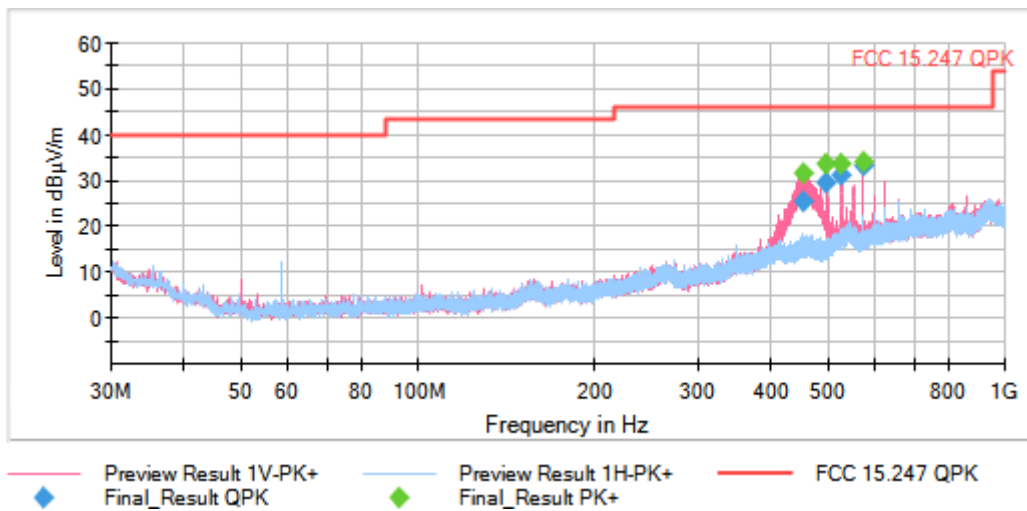
Verdict

Pass

Attachments

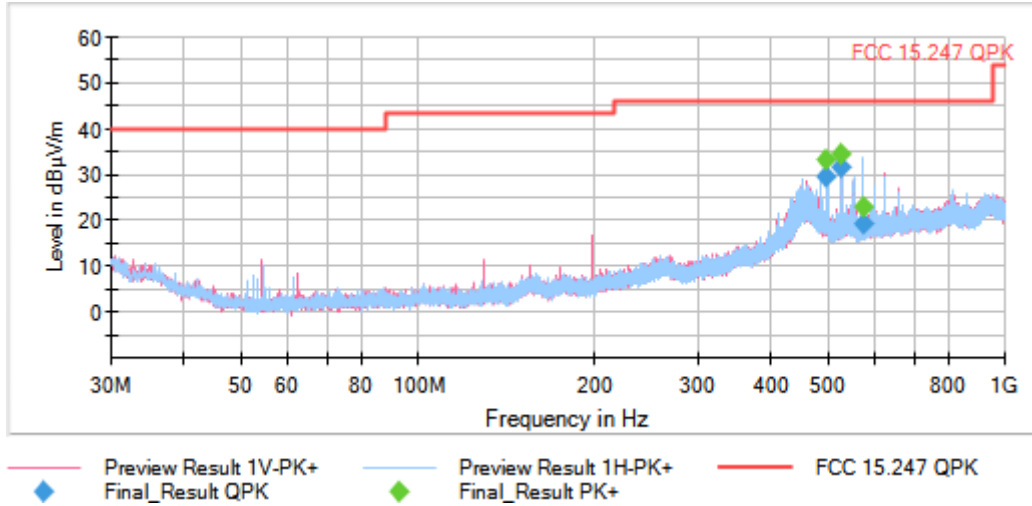
Frequency MHz = 2412.00000 Equipment Type = Digital Transmission System (DTS)
 Modulation = 802.11b (DSSS 1 Mbit/s) Frequency Range GHz = [0.03, 1]
 Number of Transmission Chains = 1 Measurement Point = 1
 Active Port = 1

Images:



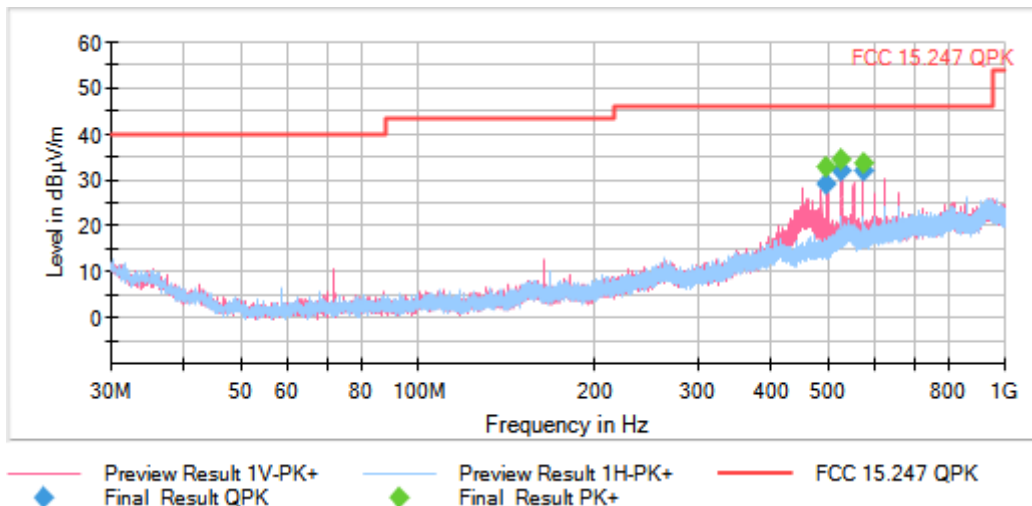
Frequency MHz = 2437.00000 Equipment Type = Digital Transmission System (DTS)
 Modulation = 802.11b (DSSS 1 Mbit/s) Frequency Range GHz = [0.03, 1]
 Number of Transmission Chains = 1 Measurement Point = 1
 Active Port = 1

Images:



Frequency MHz = 2462.00000 Equipment Type = Digital Transmission System (DTS)
 Modulation = 802.11b (DSSS 1 Mbit/s) Frequency Range GHz = [0.03, 1]
 Number of Transmission Chains = 1 Measurement Point = 1
 Active Port = 1

Images:



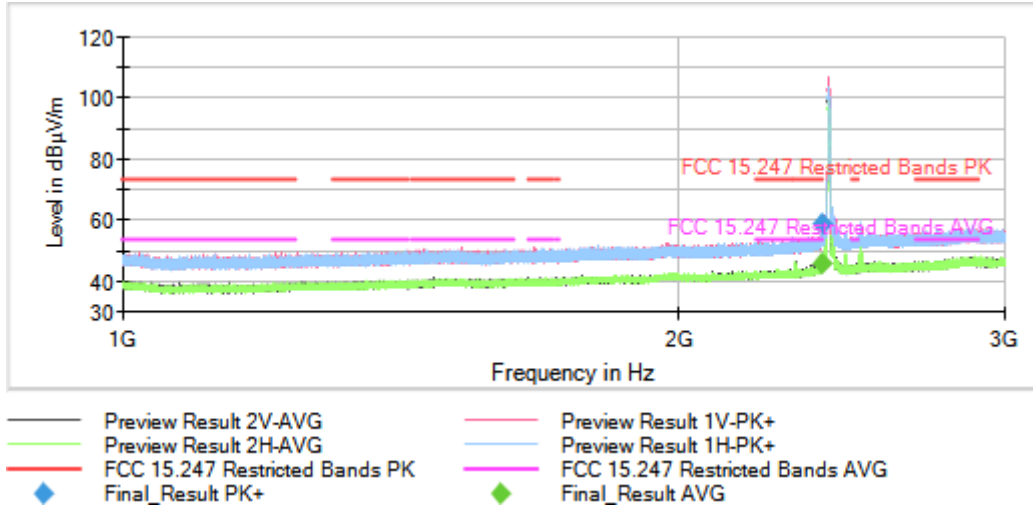
Tables:

Spectrum Analyzer Parameters

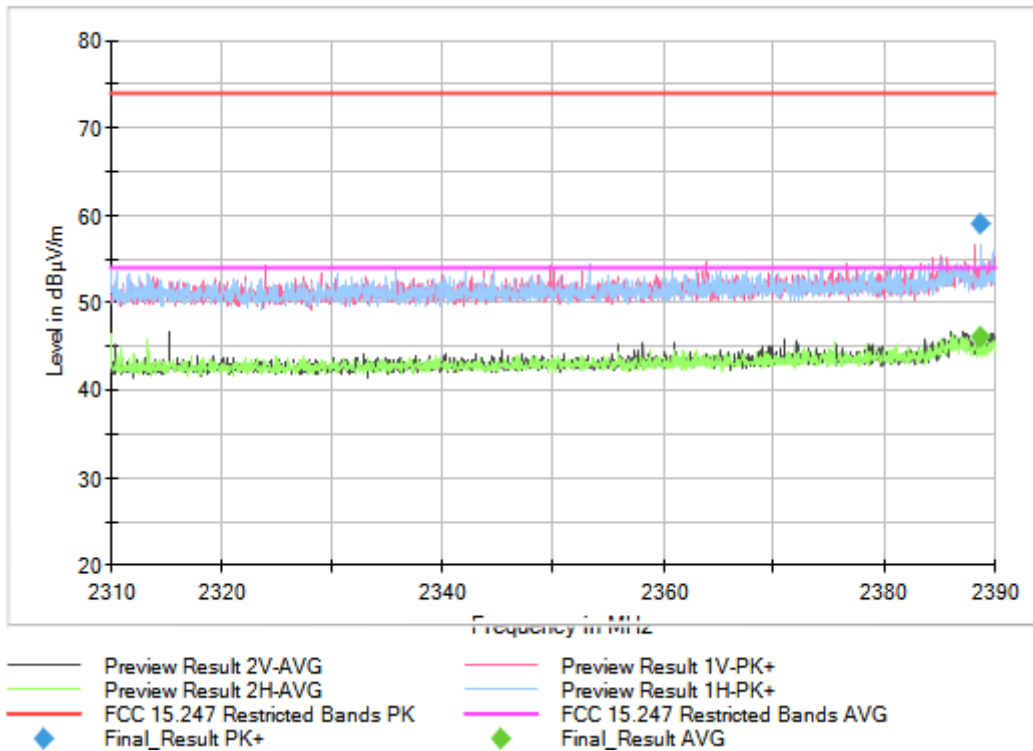
	Subrange	Step Size	Detectors	Bandwidth	Sweep Time	Preamp
	Receiver: [ESW 44]					
	30 MHz - 1 GHz	30,312 kHz	PK+	100 kHz	1 s	0 dB

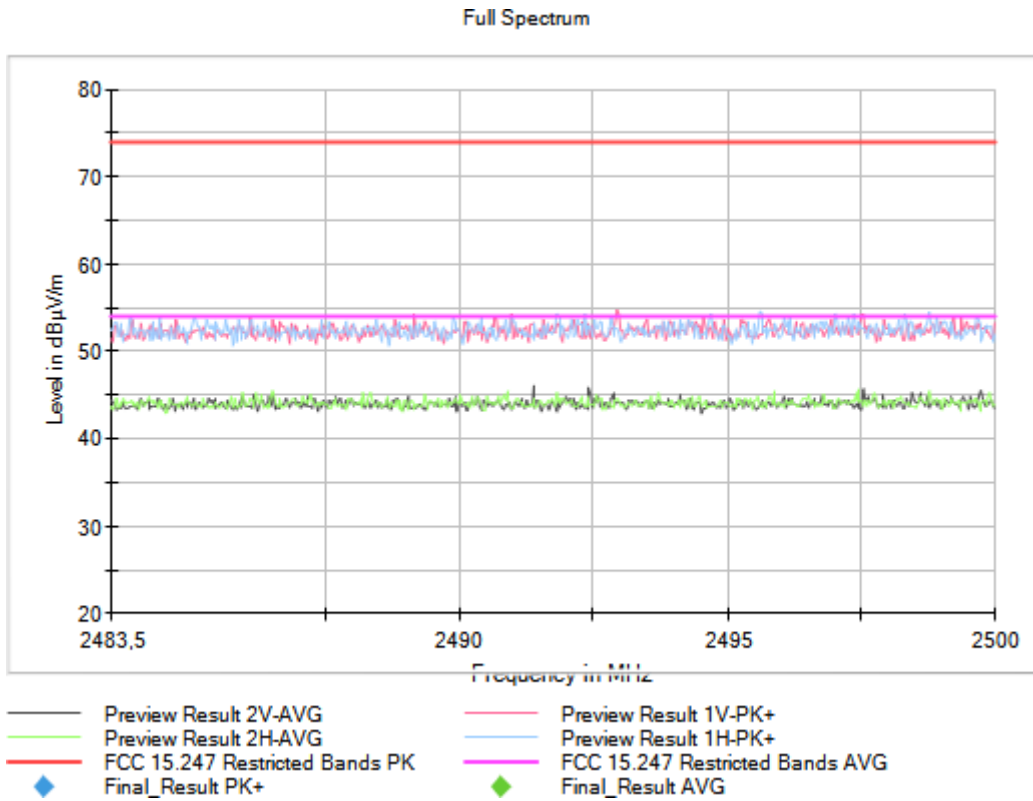
Frequency MHz = 2412.00000 Equipment Type = Digital Transmission System (DTS)
 Modulation = 802.11b (DSSS 1 Mbit/s) Frequency Range GHz = [1, 3]
 Number of Transmission Chains = 1 Measurement Point = 1
 Active Port = 1

Images:



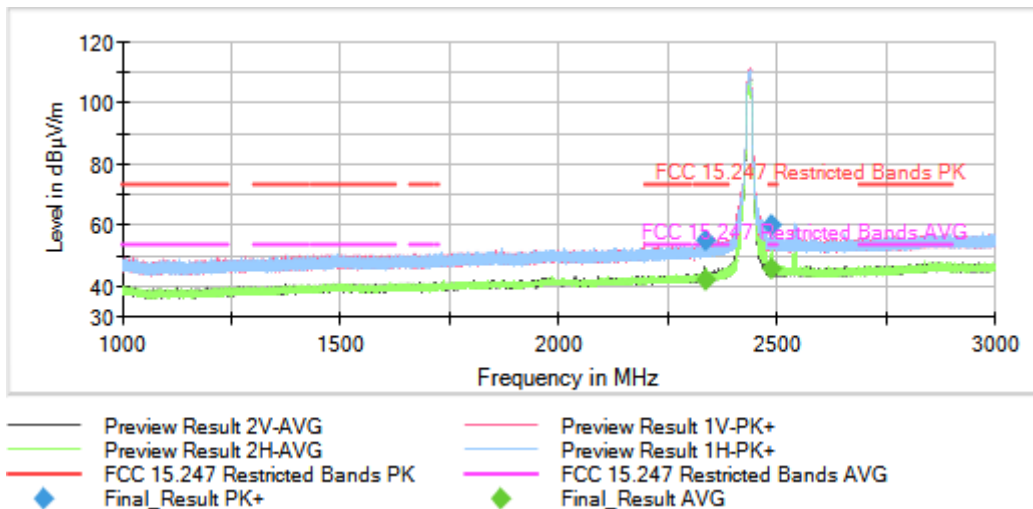
Full Spectrum



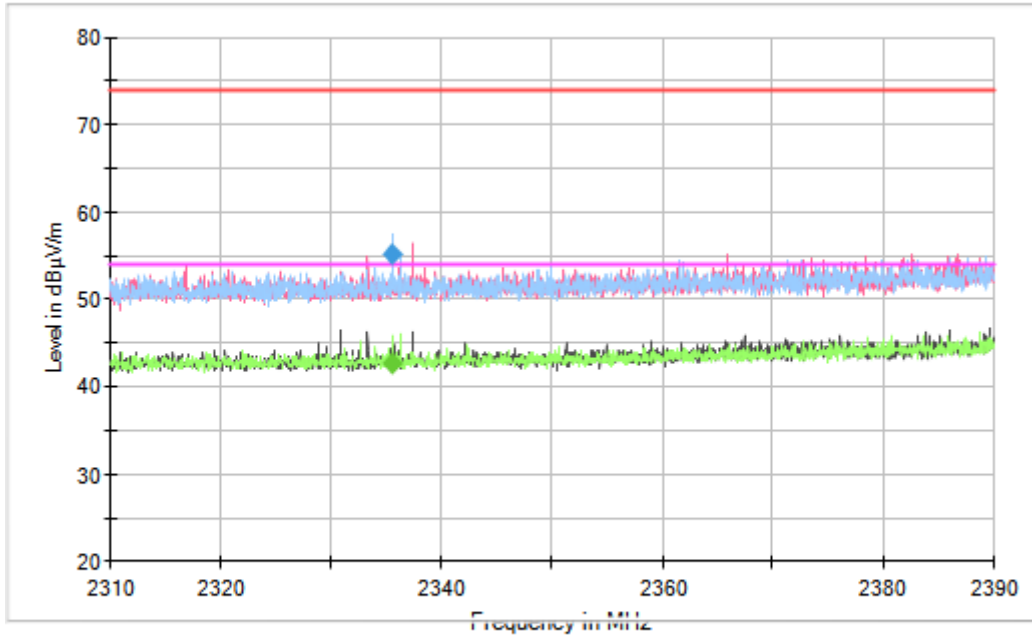


Frequency MHz = 2437.00000 Equipment Type = Digital Transmission System (DTS)
 Modulation = 802.11b (DSSS 1 Mbit/s) Frequency Range GHz = [1, 3]
 Number of Transmission Chains = 1 Measurement Point = 1
 Active Port = 1

Images:

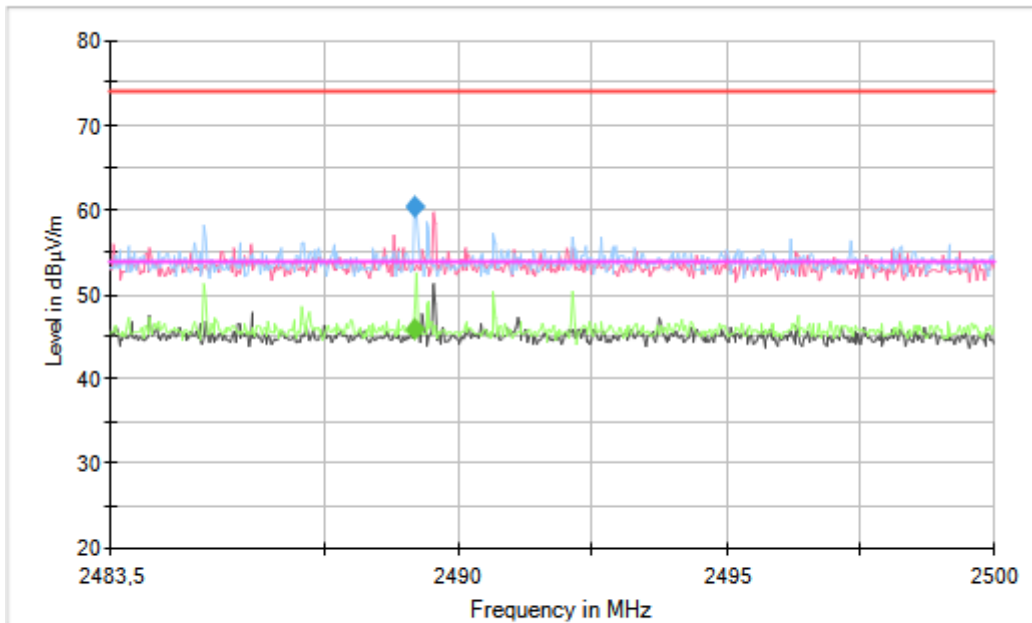


Full Spectrum



- Preview Result 2V-AVG
- Preview Result 2H-AVG
- FCC 15.247 Restricted Bands PK
- ◆ Final_Result PK+
- Preview Result 1V-PK+
- Preview Result 1H-PK+
- FCC 15.247 Restricted Bands AVG
- ◆ Final_Result AVG

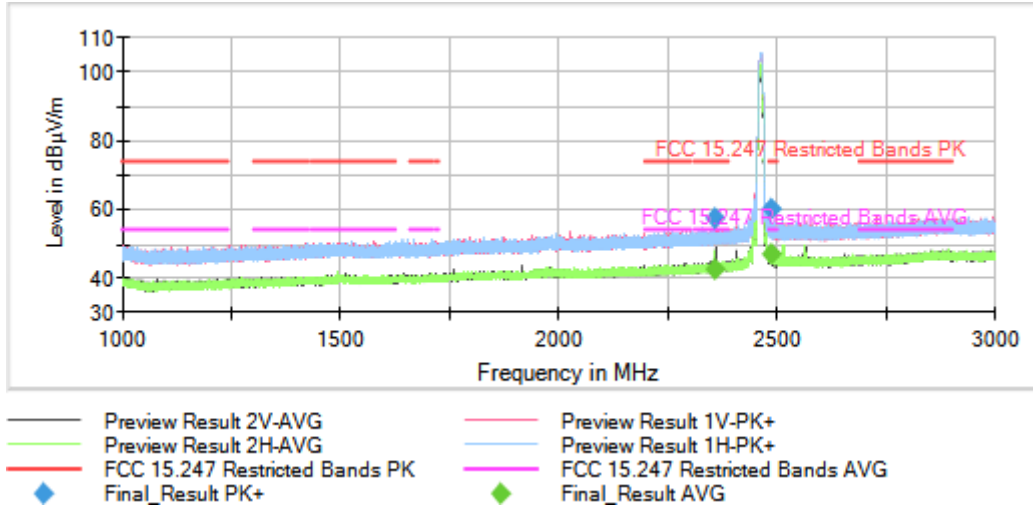
Full Spectrum



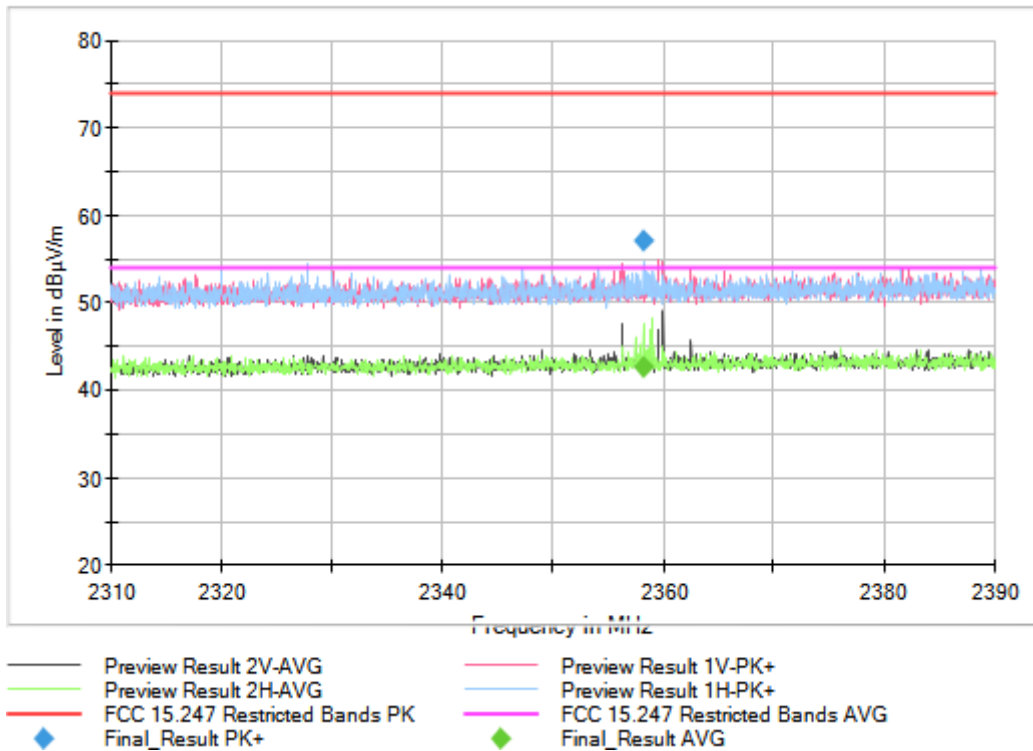
- Preview Result 2V-AVG
- Preview Result 2H-AVG
- FCC 15.247 Restricted Bands PK
- ◆ Final_Result PK+
- Preview Result 1V-PK+
- Preview Result 1H-PK+
- FCC 15.247 Restricted Bands AVG
- ◆ Final_Result AVG

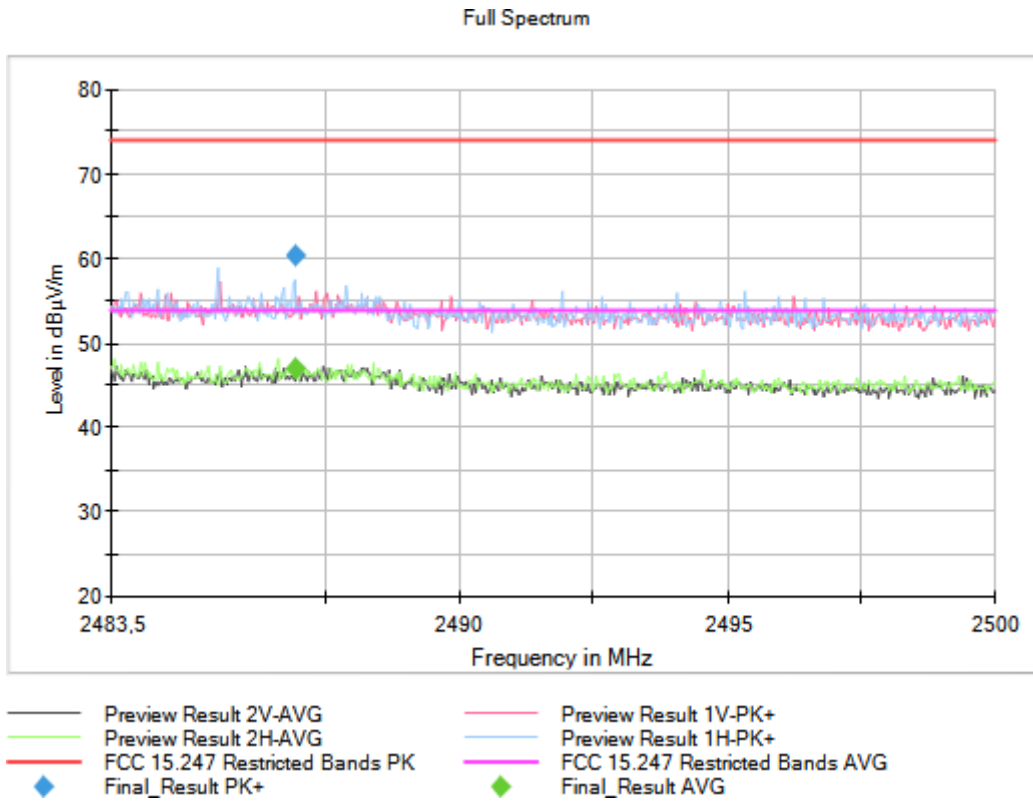
Frequency MHz = 2462.00000 Equipment Type = Digital Transmission System (DTS)
 Modulation = 802.11b (DSSS 1 Mbit/s) Frequency Range GHz = [1, 3]
 Number of Transmission Chains = 1 Measurement Point = 1
 Active Port = 1

Images:



Full Spectrum





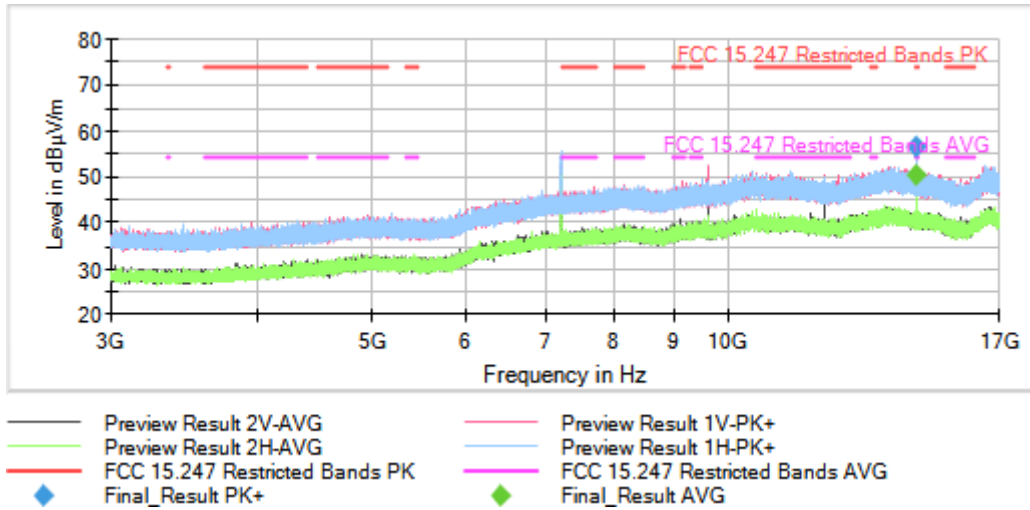
Tables:

Spectrum Analyzer Parameters

	Subrange	Step Size	Detectors	Bandwidth	Sweep Time	Preamp
	Receiver: [ESW 44]					
	1 GHz - 3 GHz	30,769 kHz	PK+ ; AVG	1 MHz	1 s	0 dB

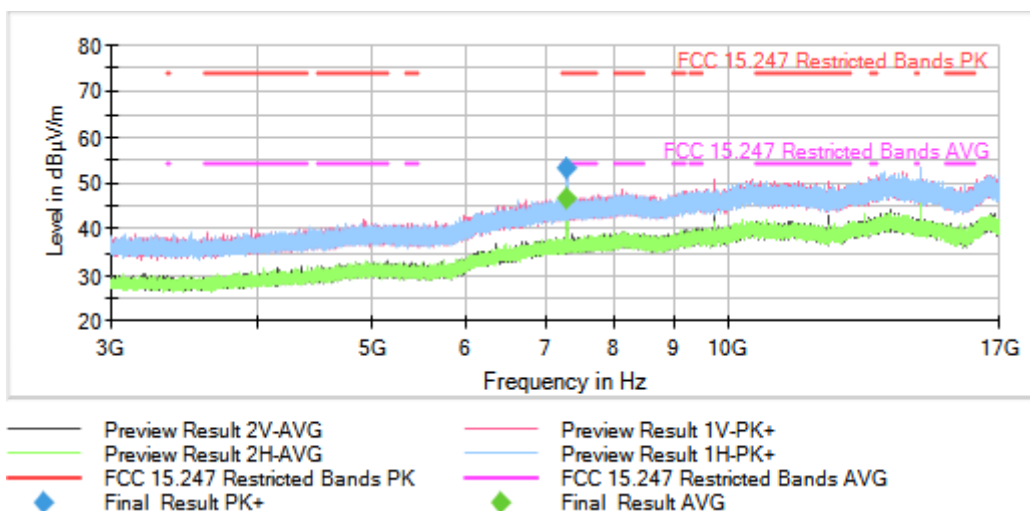
Frequency MHz = 2412.00000 Equipment Type = Digital Transmission System (DTS)
 Modulation = 802.11b (DSSS 1 Mbit/s) Frequency Range GHz = [3, 17]
 Number of Transmission Chains = 1 Measurement Point = 1
 Active Port = 1

Images:



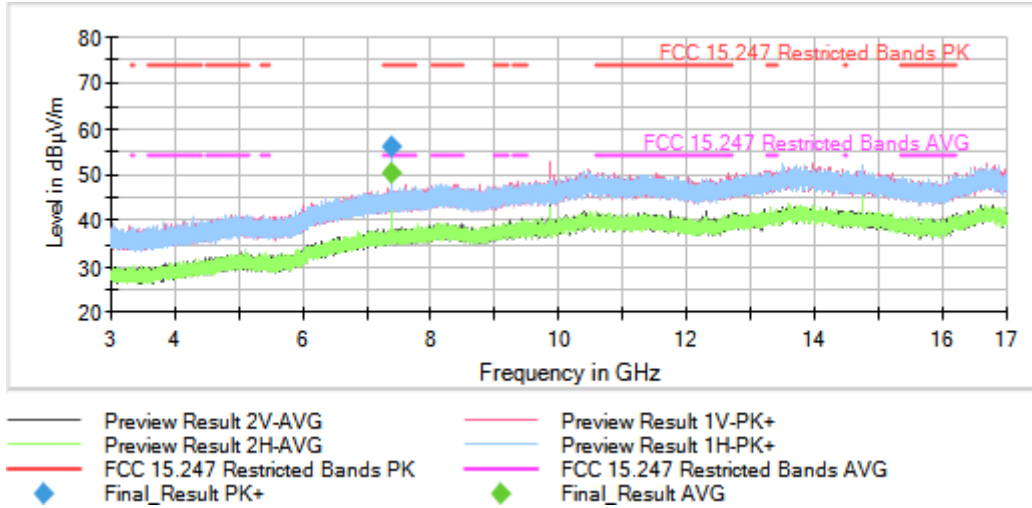
Frequency MHz = 2437.00000 Equipment Type = Digital Transmission System (DTS)
 Modulation = 802.11b (DSSS 1 Mbit/s) Frequency Range GHz = [3, 17]
 Number of Transmission Chains = 1 Measurement Point = 1
 Active Port = 1

Images:



Frequency MHz = 2462.00000 Equipment Type = Digital Transmission System (DTS)
 Modulation = 802.11b (DSSS 1 Mbit/s) Frequency Range GHz = [3, 17]
 Number of Transmission Chains = 1 Measurement Point = 1
 Active Port = 1

Images:



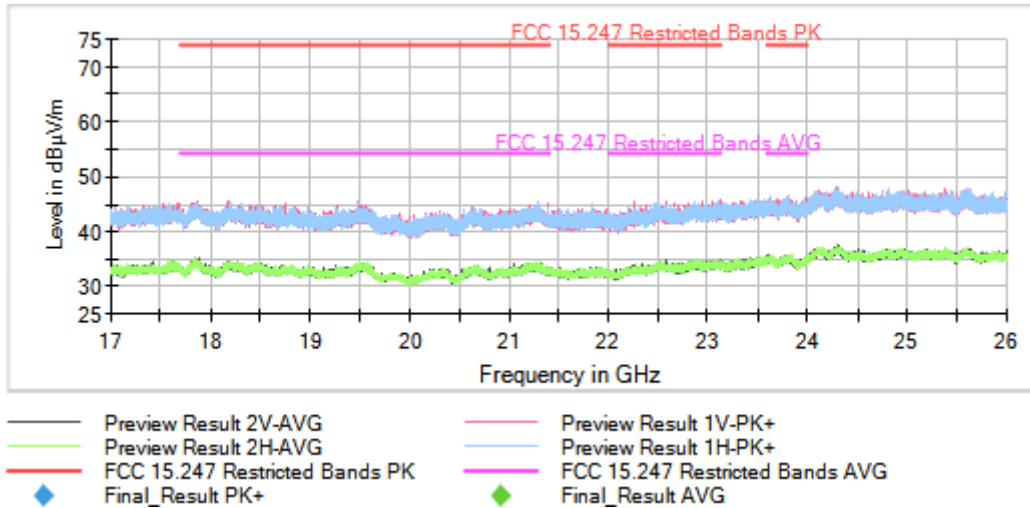
Tables:

Spectrum Analyzer Parameters

	Subrange	Step Size	Detectors	Bandwidth	Sweep Time	Preamp
	Receiver: [ESW 44]					
	3 GHz - 17 GHz	140 kHz	PK+ ; AVG	1 MHz	1 s	30 dB

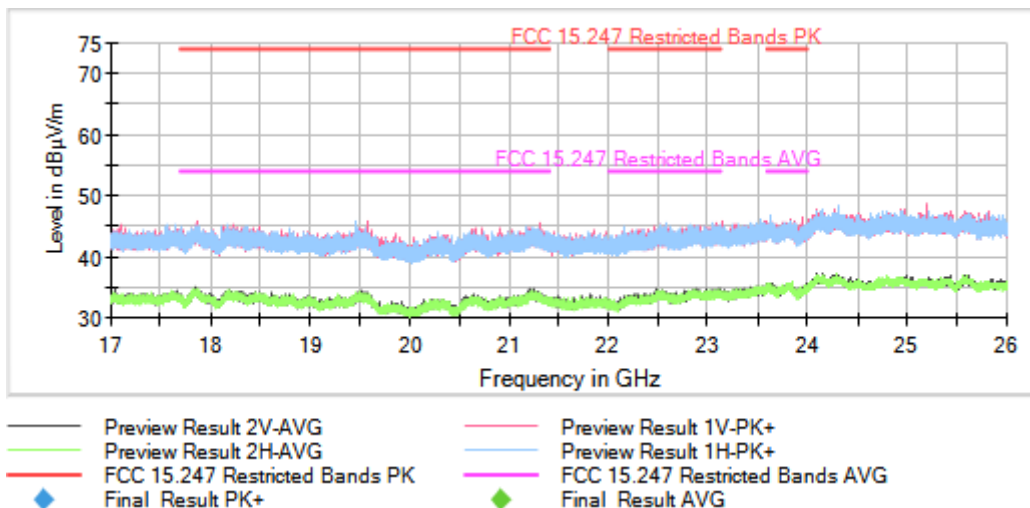
Frequency MHz = 2412.00000 Equipment Type = Digital Transmission System (DTS)
 Modulation = 802.11b (DSSS 1 Mbit/s) Frequency Range GHz = [17, 26]
 Number of Transmission Chains = 1 Measurement Point = 1
 Active Port = 1

Images:



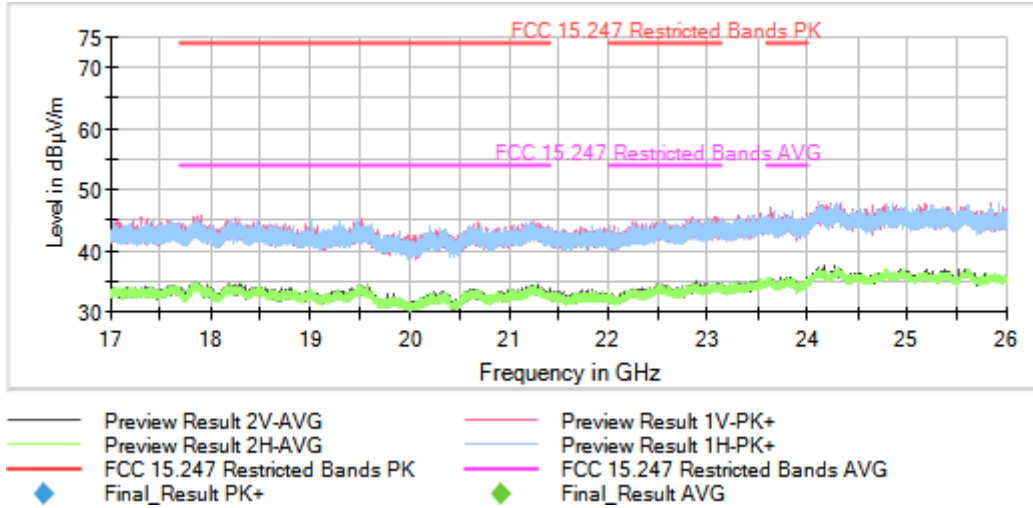
Frequency MHz = 2437.00000 Equipment Type = Digital Transmission System (DTS)
 Modulation = 802.11b (DSSS 1 Mbit/s) Frequency Range GHz = [17, 26]
 Number of Transmission Chains = 1 Measurement Point = 1
 Active Port = 1

Images:



Frequency MHz = 2462.00000 Equipment Type = Digital Transmission System (DTS)
 Modulation = 802.11b (DSSS 1 Mbit/s) Frequency Range GHz = [17, 26]
 Number of Transmission Chains = 1 Measurement Point = 1
 Active Port = 1

Images:



Tables:

Spectrum Analyzer Parameters

	Subrange	Step Size	Detectors	Bandwidth	Sweep Time	Preamp
	Receiver: [FSV 40]					
	17 GHz - 26 GHz	300 kHz	PK+ ; AVG	1 MHz	1 s	0 dB

Modulation: 802.11g (OFDM 6 Mbit/s)

Results

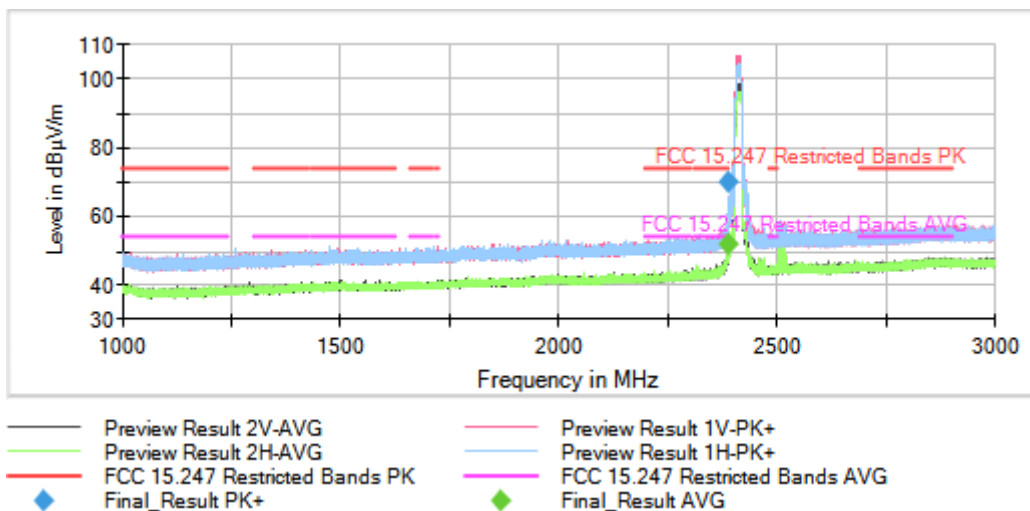
Freq (MHz)	Freq Rng (GHz)	Unwanted Freq (MHz)	Unwanted Lvl (dBµV/m)	Pol	Detector
2417.00	[1, 3]	2388.523	52.36	V	AVG
2422.00		2388.646	52.15	H	AVG
2437.00		2338.154	42.22	V	AVG
		2494.492	42.83	H	AVG
2452.00		2484.708	50.98	V	AVG
2457.00		2484.862	51.80	H	AVG
2462.00		2483.600	69.88	H	PK
		2483.600	69.88	H	PK
			52.92	H	AVG
		2483.600	52.92	H	AVG

Verdict

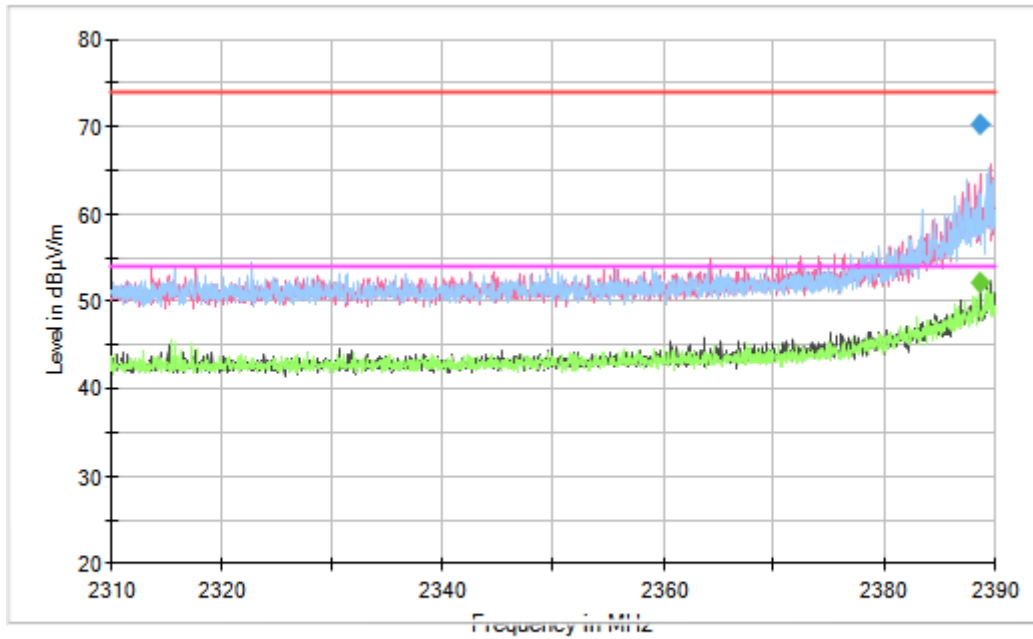
Pass

Frequency MHz = 2412.00000 Equipment Type = Digital Transmission System (DTS)
 Modulation = 802.11g (OFDM 6 Mbit/s) Frequency Range GHz = [1, 3]
 Number of Transmission Chains = 1 Measurement Point = 1
 Active Port = 1

Images:

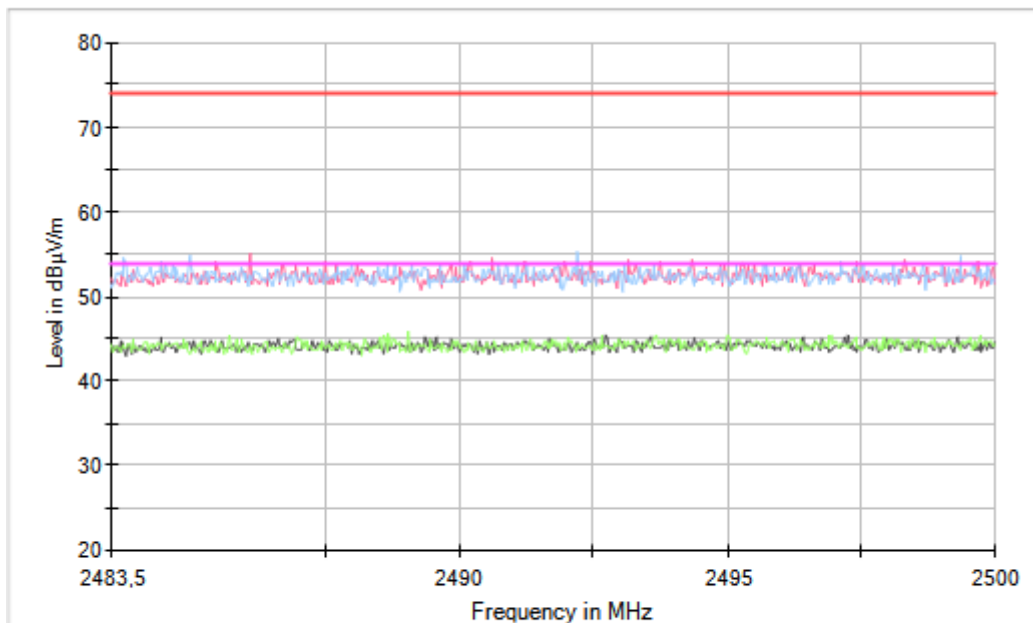


Full Spectrum



- Preview Result 2V-AVG
- Preview Result 2H-AVG
- FCC 15.247 Restricted Bands PK
- ◆ Final_Result PK+
- Preview Result 1V-PK+
- Preview Result 1H-PK+
- FCC 15.247 Restricted Bands AVG
- ◆ Final_Result AVG

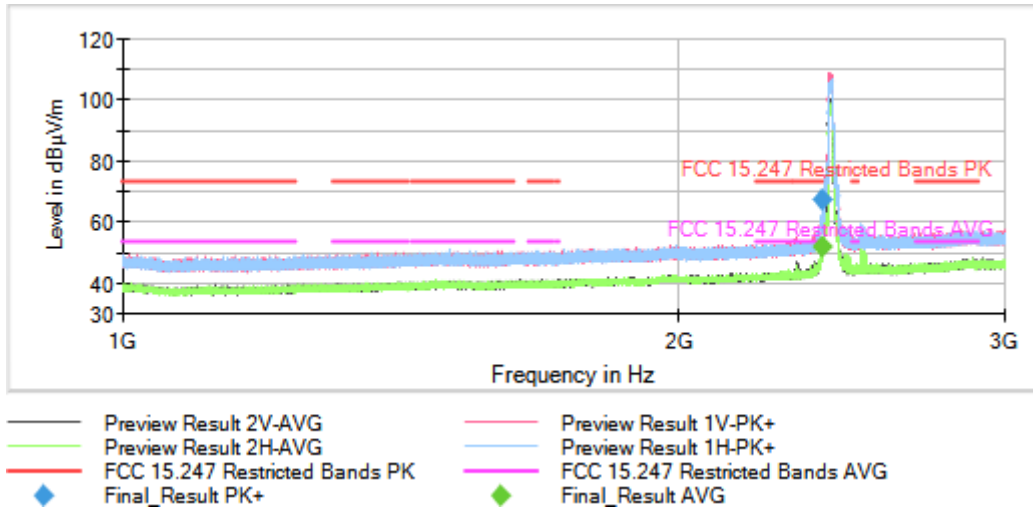
Full Spectrum



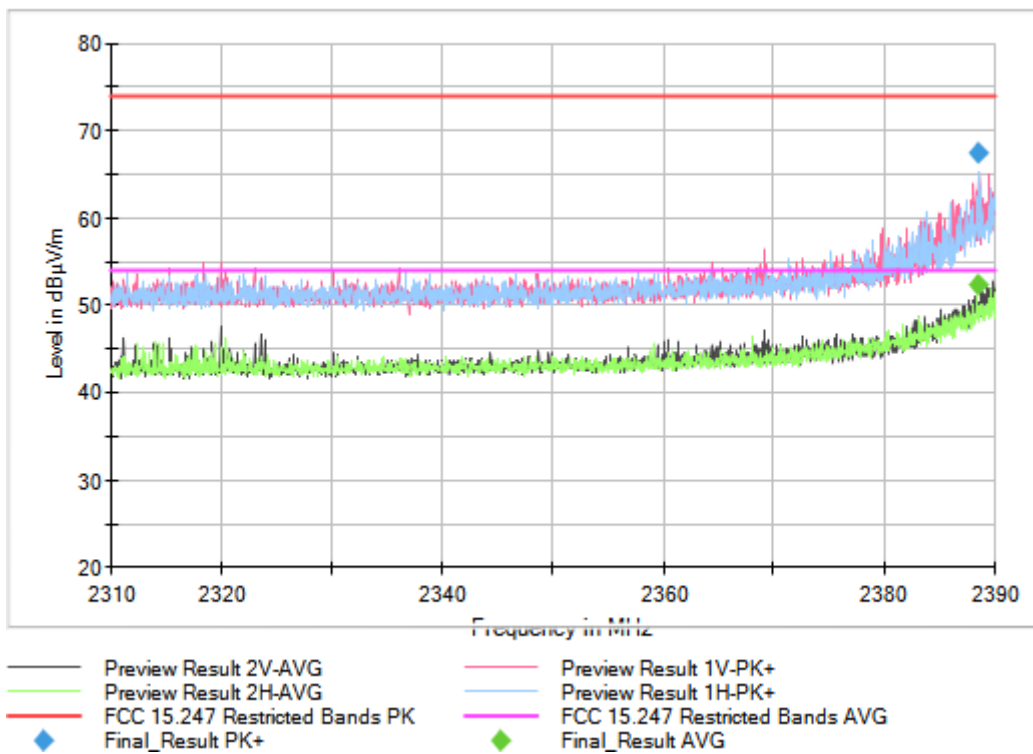
- Preview Result 2V-AVG
- Preview Result 2H-AVG
- FCC 15.247 Restricted Bands PK
- ◆ Final_Result PK+
- Preview Result 1V-PK+
- Preview Result 1H-PK+
- FCC 15.247 Restricted Bands AVG
- ◆ Final_Result AVG

Frequency MHz = 2417.00000 Equipment Type = Digital Transmission System (DTS)
 Modulation = 802.11g (OFDM 6 Mbit/s) Frequency Range GHz = [1, 3]
 Number of Transmission Chains = 1 Measurement Point = 1
 Active Port = 1

Images:



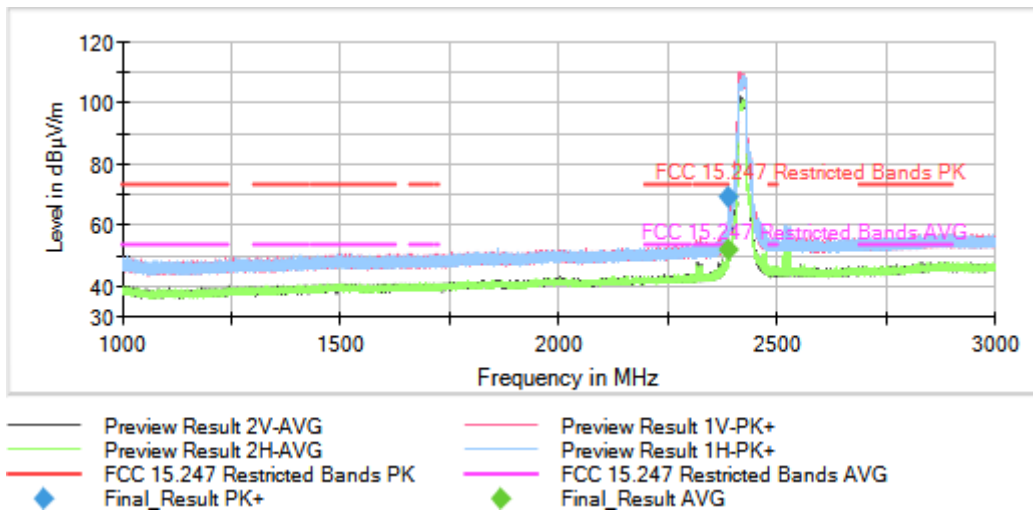
Full Spectrum



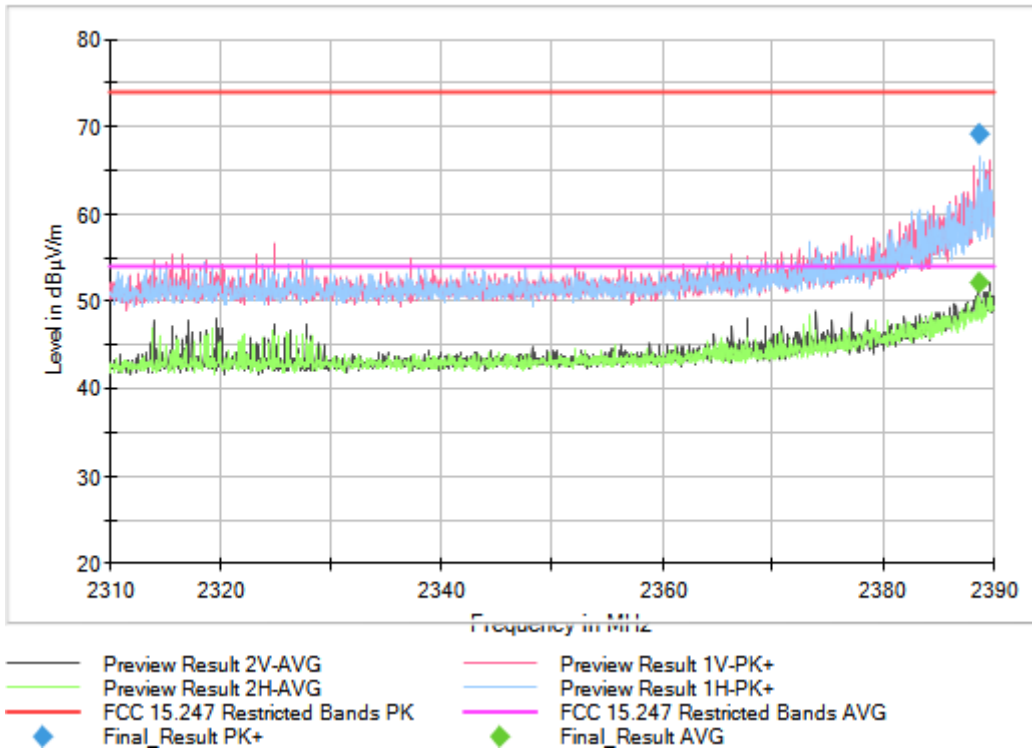


Frequency MHz = 2422.00000 Equipment Type = Digital Transmission System (DTS)
 Modulation = 802.11g (OFDM 6 Mbit/s) Frequency Range GHz = [1, 3]
 Number of Transmission Chains = 1 Measurement Point = 1
 Active Port = 1

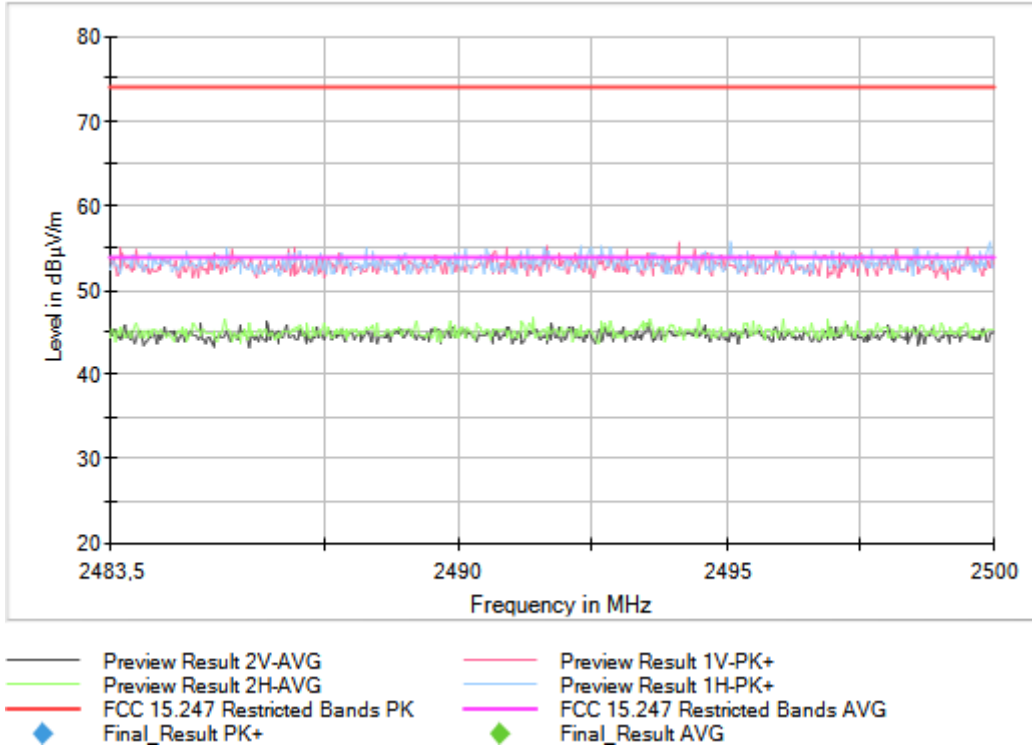
Images:



Full Spectrum

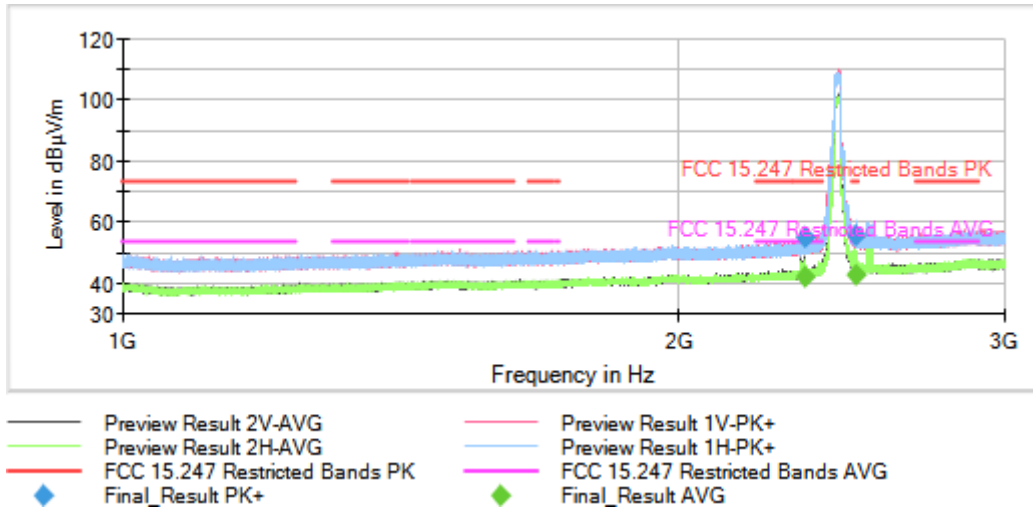


Full Spectrum

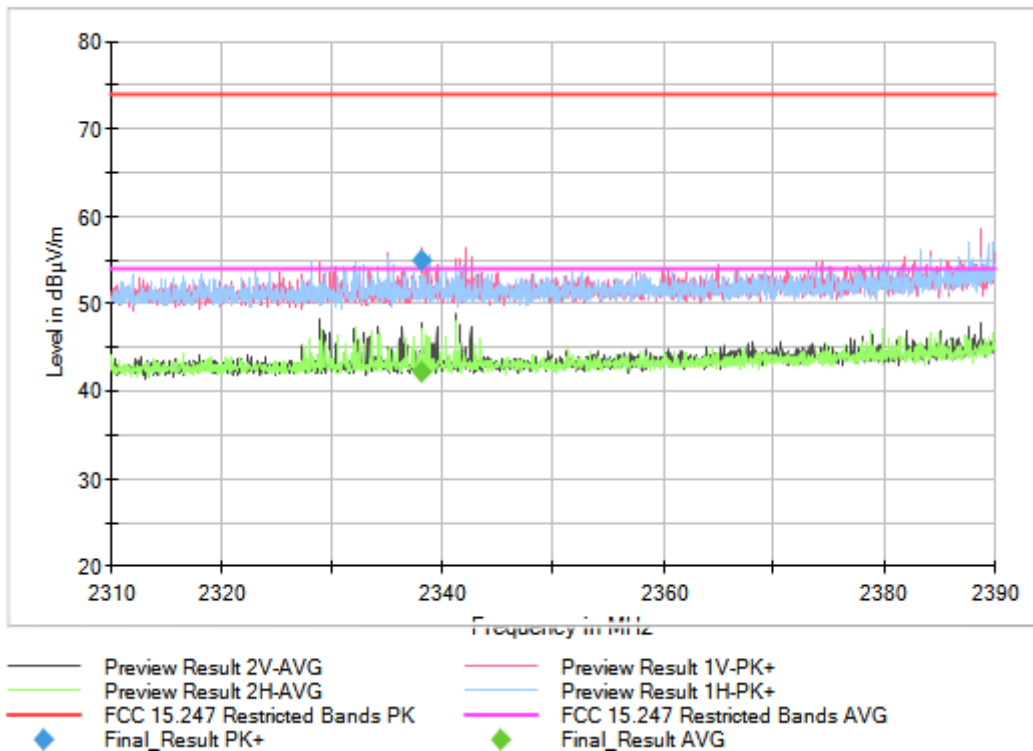


Frequency MHz = 2437.00000 Equipment Type = Digital Transmission System (DTS)
 Modulation = 802.11g (OFDM 6 Mbit/s) Frequency Range GHz = [1, 3]
 Number of Transmission Chains = 1 Measurement Point = 1
 Active Port = 1

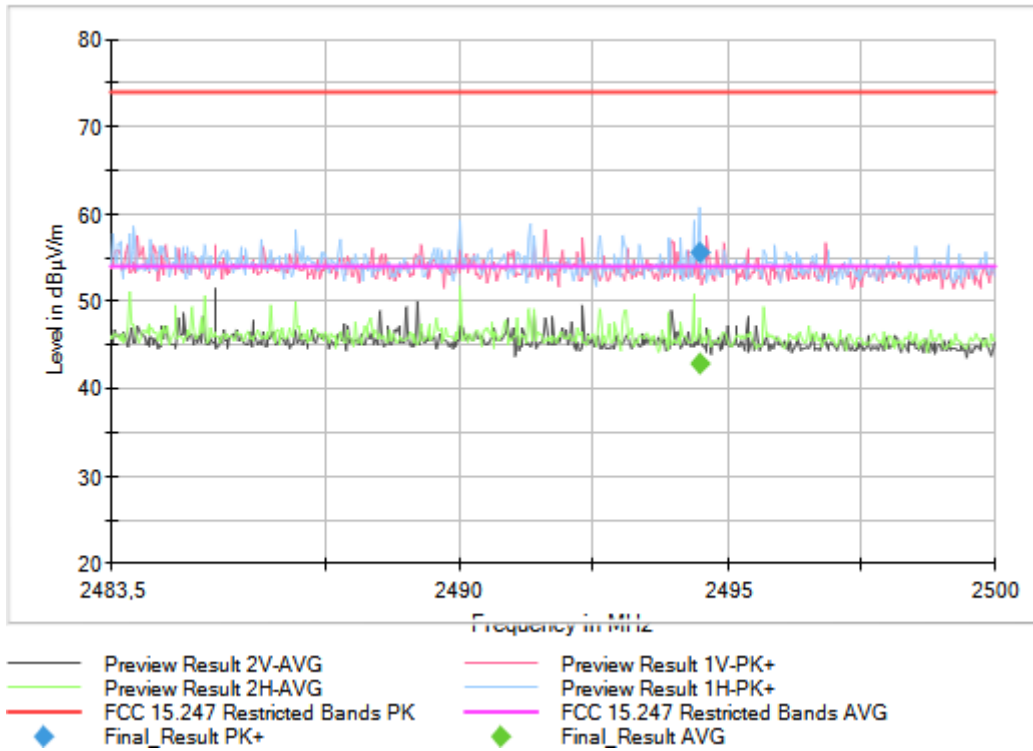
Images:



Full Spectrum



Full Spectrum



Frequency MHz = 2452.00000

Equipment Type = Digital Transmission System (DTS)

Modulation = 802.11g (OFDM 6 Mbit/s)

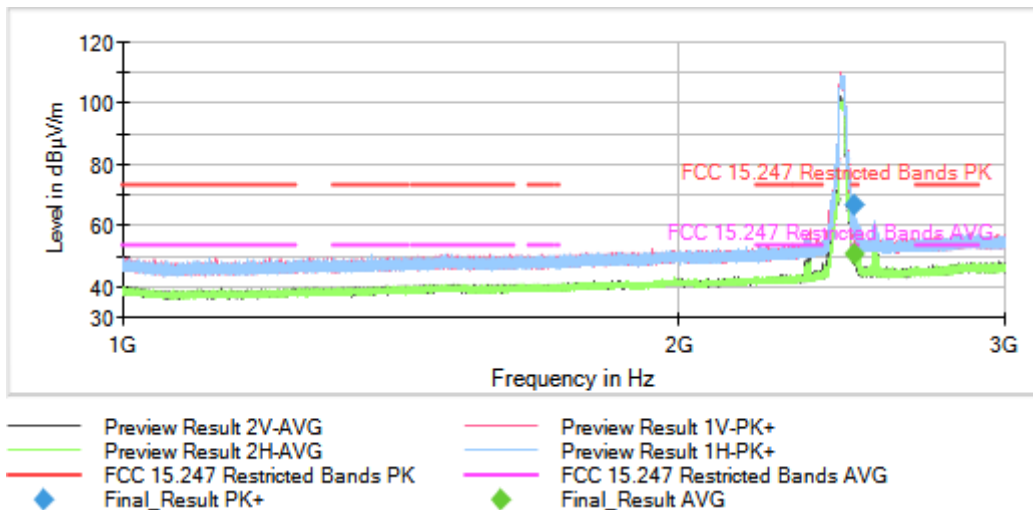
Frequency Range GHz = [1, 3]

Number of Transmission Chains = 1

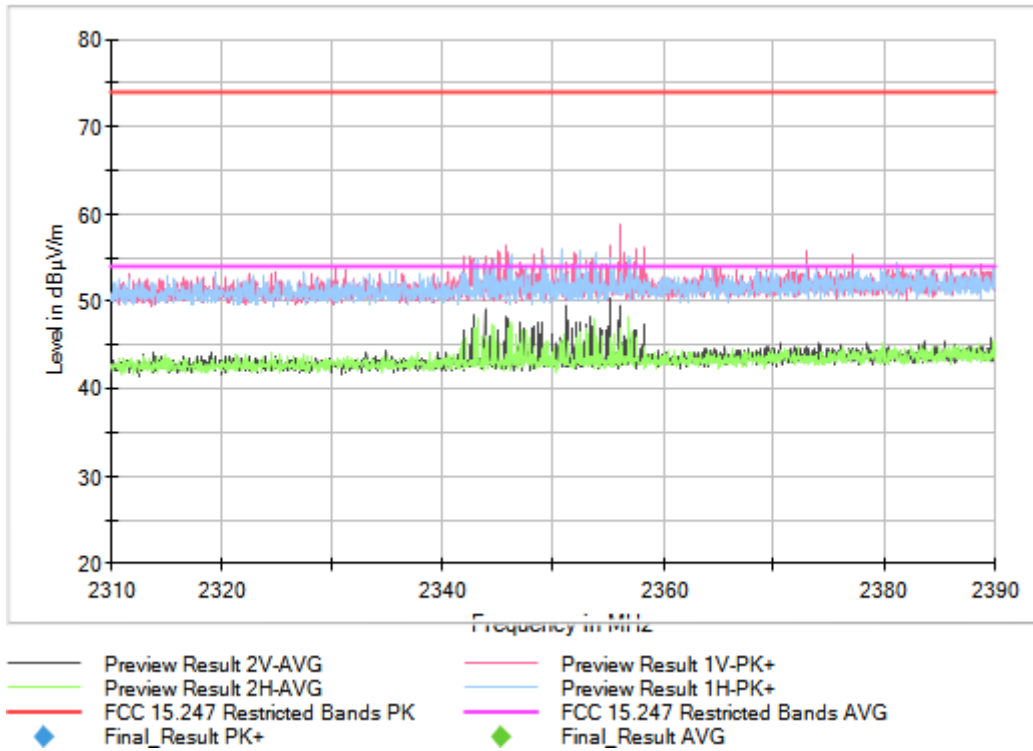
Measurement Point = 1

Active Port = 1

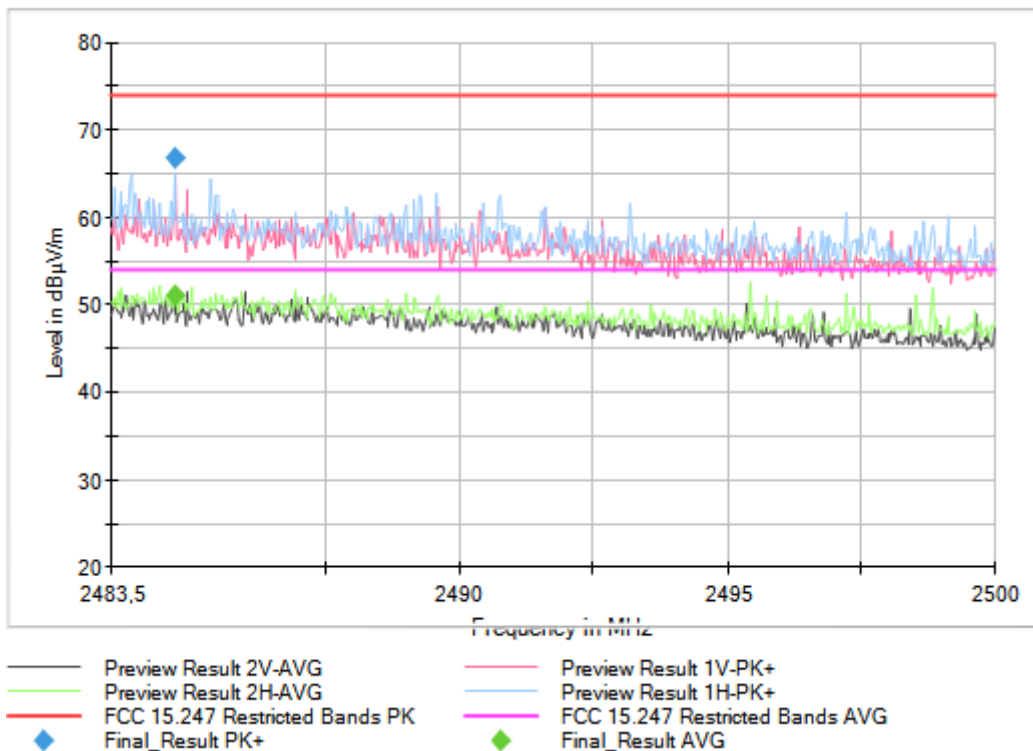
Images:



Full Spectrum

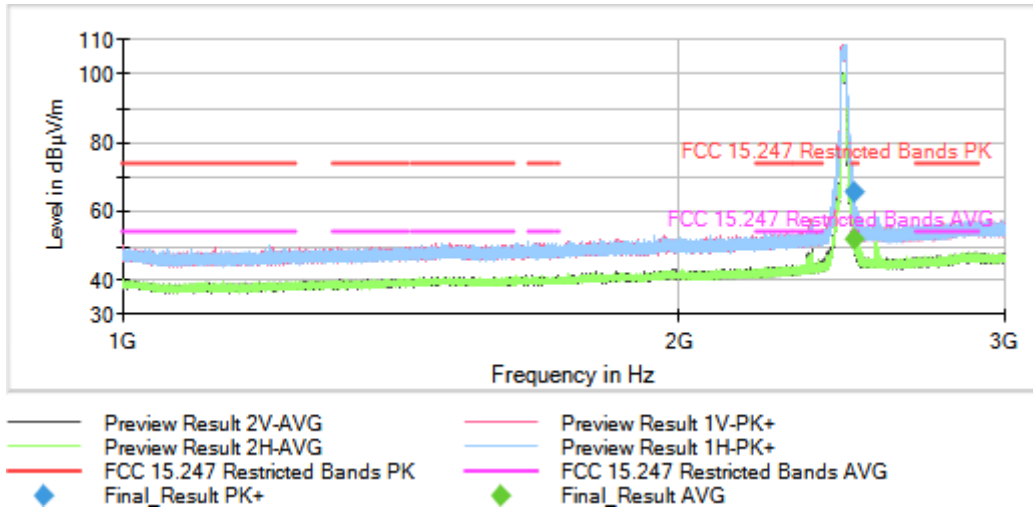


Full Spectrum

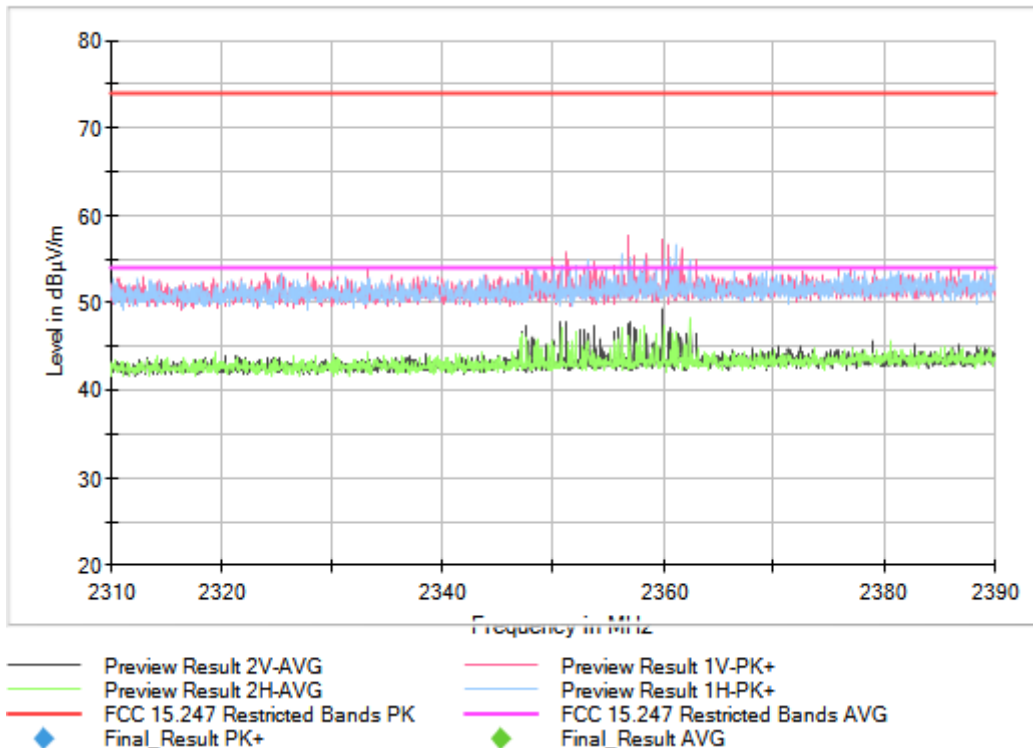


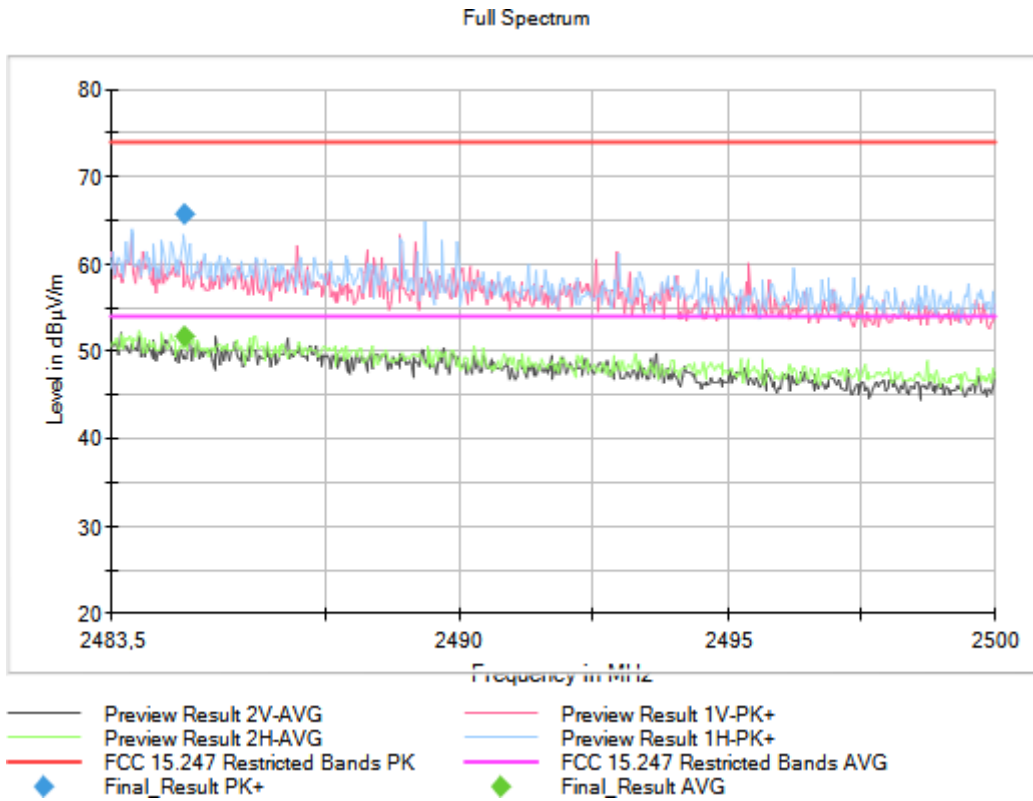
Frequency MHz = 2457.00000 Equipment Type = Digital Transmission System (DTS)
 Modulation = 802.11g (OFDM 6 Mbit/s) Frequency Range GHz = [1, 3]
 Number of Transmission Chains = 1 Measurement Point = 1
 Active Port = 1

Images:



Full Spectrum





Frequency MHz = 2462.00000

Equipment Type = Digital Transmission System (DTS)

Modulation = 802.11g (OFDM 6 Mbit/s)

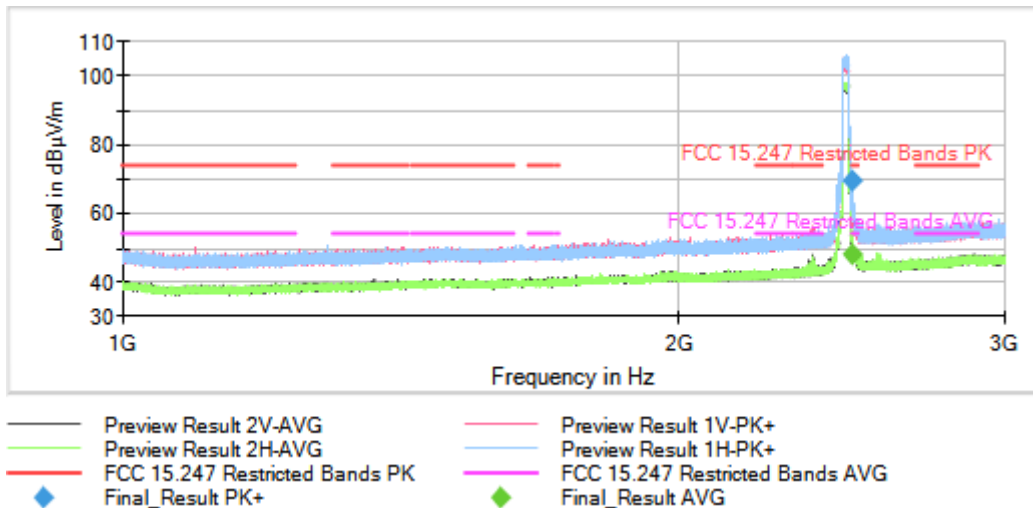
Frequency Range GHz = [1, 3]

Number of Transmission Chains = 1

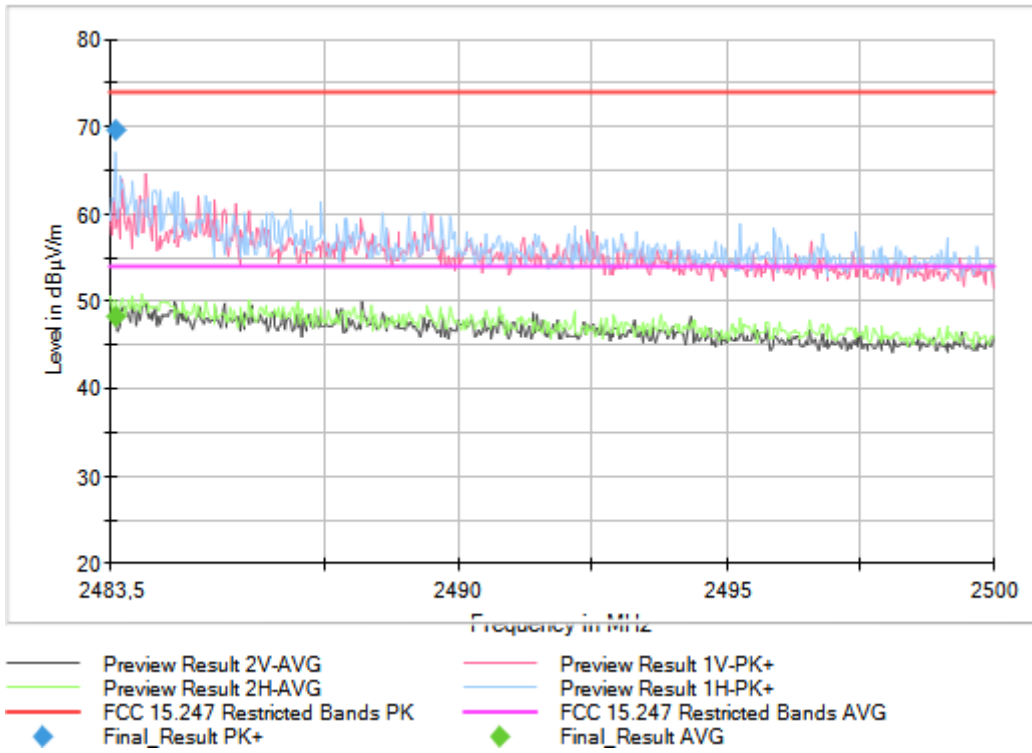
Measurement Point = 1

Active Port = 1

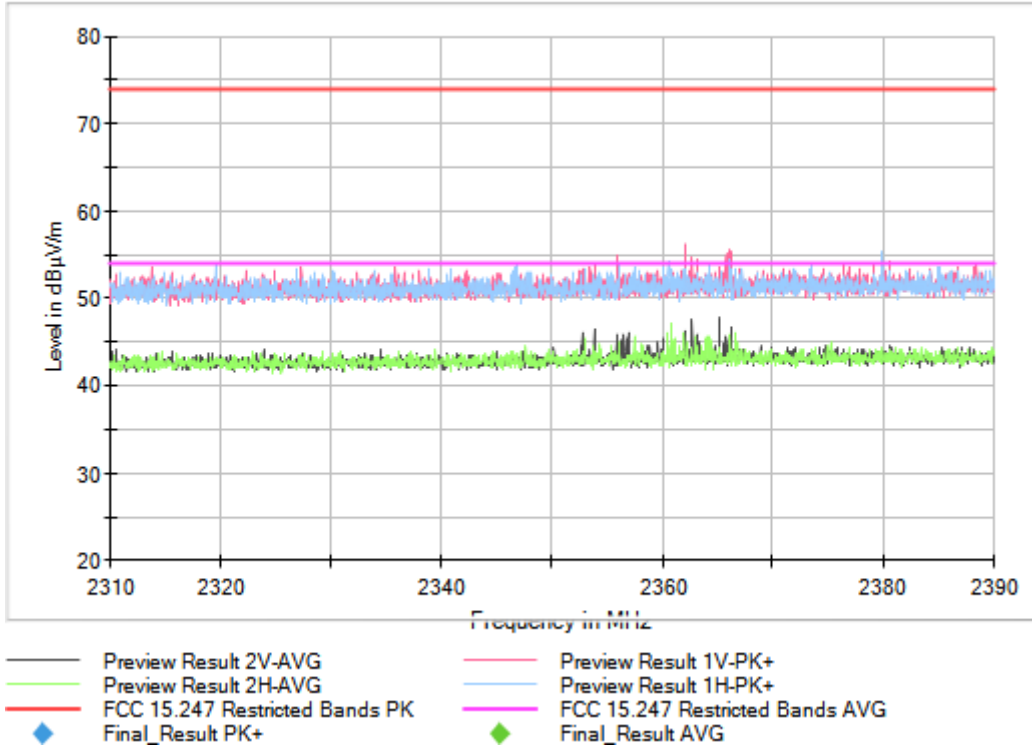
Images:



Full Spectrum



Full Spectrum



Tables:
Spectrum Analyzer Parameters

	Subrange	Step Size	Detectors	Bandwidth	Sweep Time	Preamp
	Receiver: [ESW 44]					
	1 GHz - 3 GHz	30,769 kHz	PK+ ; AVG	1 MHz	1 s	0 dB

Modulation: 802.11n HT20 (OFDM MCS0 6.5 Mbit/s)

Results

Freq (MHz)	Freq Rng (GHz)	Unwanted Freq (MHz)	Unwanted Lvl (dBµV/m)	Pol	Detector
2412.00	[0.03, 1]	448.131	32.10	V	PK
			26.56		QP
		495.024	33.49	V	PK
			29.75		QP
		527.974	34.12	V	PK
			31.44		QP
	576.019	33.76	V	PK	
		32.35		QP	
	[1, 3]	2388.954	72.44	H	PK
			52.83		AVG
[3, 17]	7229.960	55.24	V	PK	
2417.00	[1, 3]	2389.877	65.22	H	PK
			50.47		AVG
2422.00	[1, 3]	2389.723	67.08	H	PK
			52.18		AVG
2437.00	[0.03, 1]	453.466	34.69	V	PK
			28.40		QP
		494.963	34.03	V	PK
			29.04		QP
		528.004	35.10	V	PK
			32.60		QP
	575.989	33.84	V	PK	
		32.49		QP	
	[1, 3]	2340.492	60.04	V	PK
			46.51		AVG
		2389.569	64.24	H	PK
			48.53		AVG
	2493.846	60.48	H	PK	
		48.23		AVG	
[3, 17]	7311.300	62.70	H	PK	
		49.85		AVG	
2452.00	[1, 3]	2487.662	68.01	H	PK
			52.05		AVG
2457.00	[1, 3]	2484.585	68.06	H	PK
			51.64		AVG
2462.00000	[0.03, 1]	453.738	35.59	V	PK
			29.37		QP
		495.024	31.94	V	PK

Freq (MHz)	Freq Rng (GHz)	Unwanted Freq (MHz)	Unwanted Lvl (dBµV/m)	PoI	Detector
			27.49		QP
		528.004	35.02	V	PK
			32.29		QP
		575.989	34.01	V	PK
			32.76		QP
	[1, 3]	2484.031	53.23	H	AVG
	[3, 17]	7381.580	45.43	V	AVG

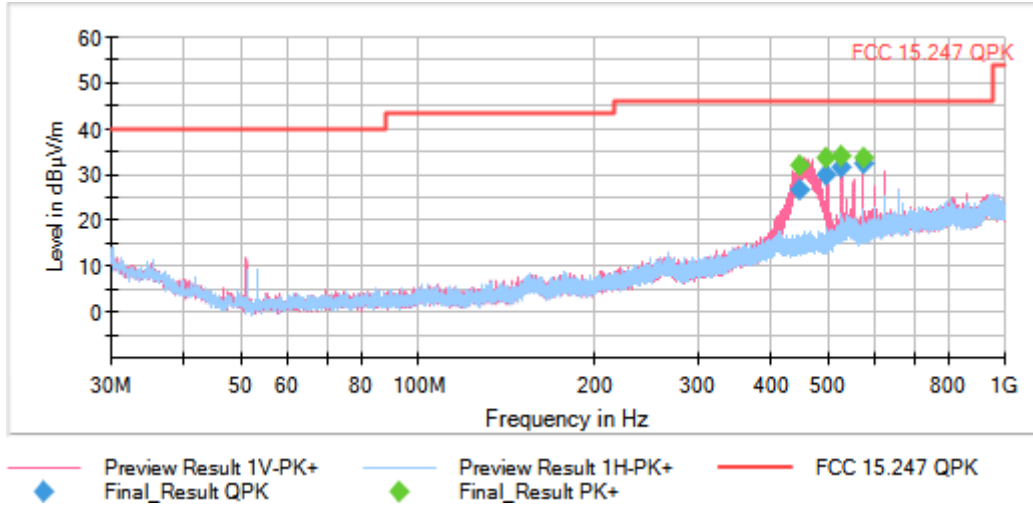
Verdict

Pass

Attachments

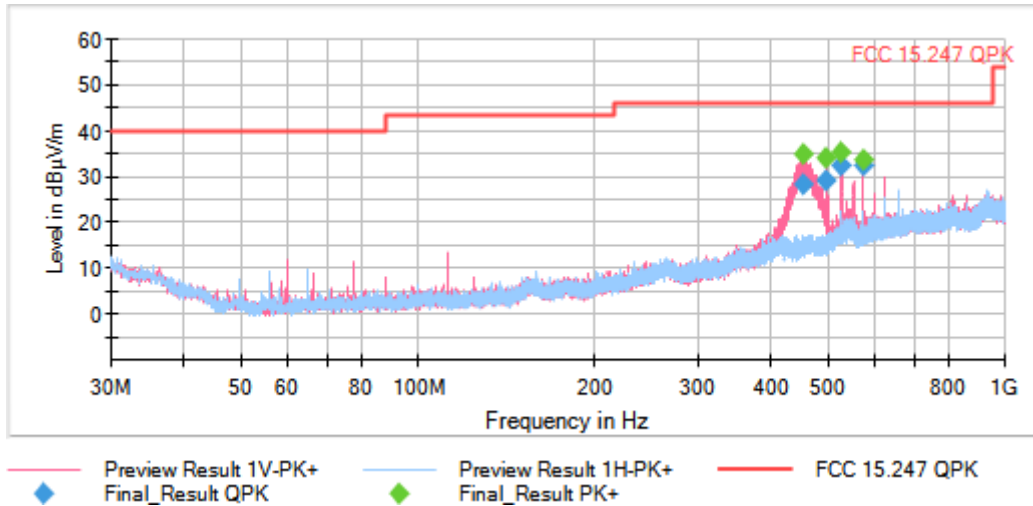
Frequency MHz = 2412.00000 Equipment Type = Digital Transmission System (DTS)
 Modulation = 802.11n HT20 (OFDM MCS0 6.5 Mbit/s) Frequency Range GHz = [0.03, 1]
 Number of Transmission Chains = 1 Measurement Point = 1
 Active Port = 1

Images:



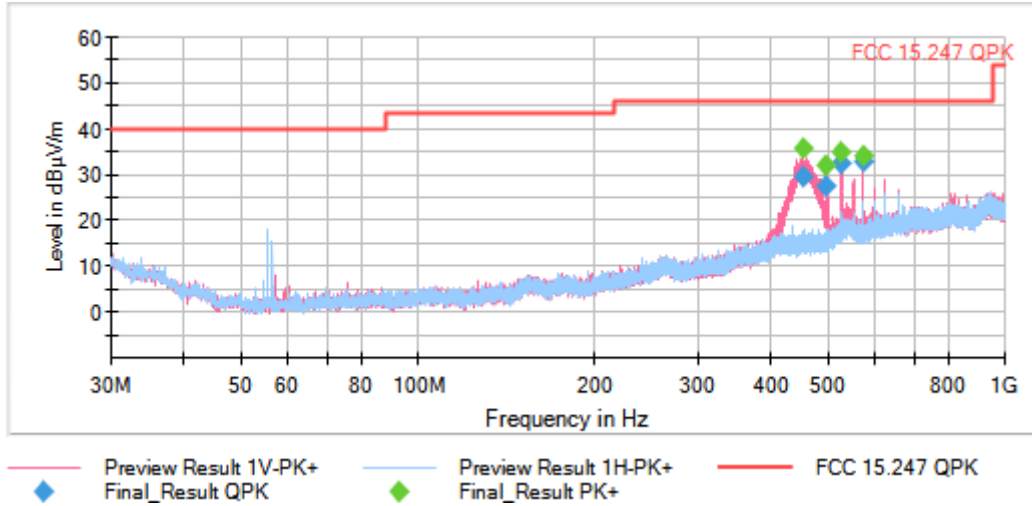
Frequency MHz = 2437.00000 Equipment Type = Digital Transmission System (DTS)
 Modulation = 802.11n HT20 (OFDM MCS0 6.5 Mbit/s) Frequency Range GHz = [0.03, 1]
 Number of Transmission Chains = 1 Measurement Point = 1
 Active Port = 1

Images:



Frequency MHz = 2462.00000 Equipment Type = Digital Transmission System (DTS)
 Modulation = 802.11n HT20 (OFDM MCS0 6.5 Mbit/s) Frequency Range GHz = [0.03, 1]
 Number of Transmission Chains = 1 Measurement Point = 1
 Active Port = 1

Images:



Tables:

Spectrum Analyzer Parameters

	Subrange	Step Size	Detectors	Bandwidth	Sweep Time	Preamp
	Receiver: [ESW 44]					
	30 MHz - 1 GHz	30,312 kHz	PK+	100 kHz	1 s	0 dB

Frequency MHz = 2412.00000

Equipment Type = Digital Transmission System (DTS)

Modulation = 802.11n HT20 (OFDM MCS0 6.5 Mbit/s)

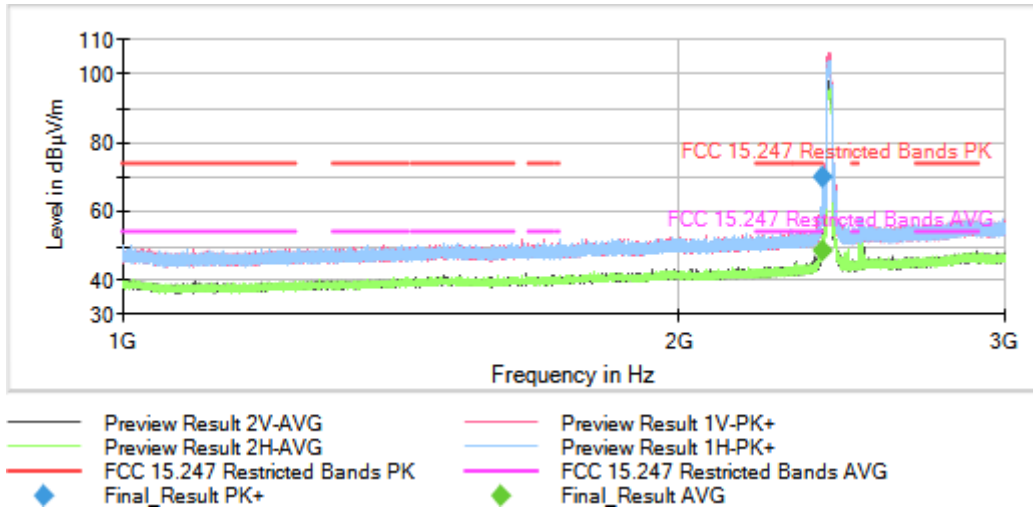
Frequency Range GHz = [1, 3]

Number of Transmission Chains = 1

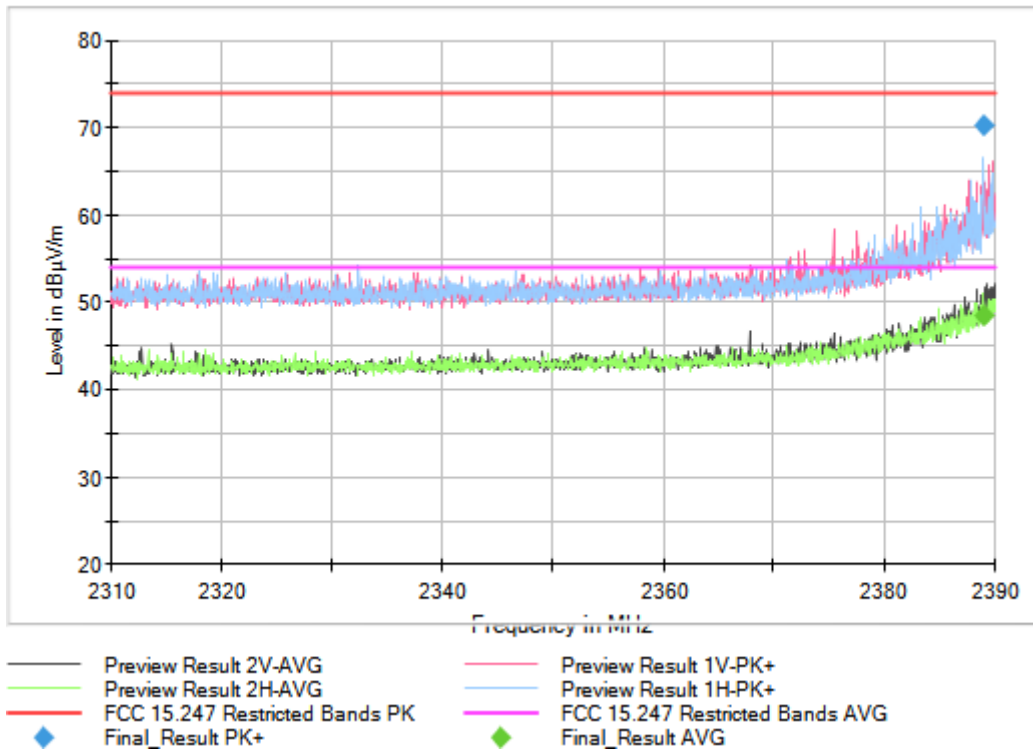
Measurement Point = 1

Active Port = 1

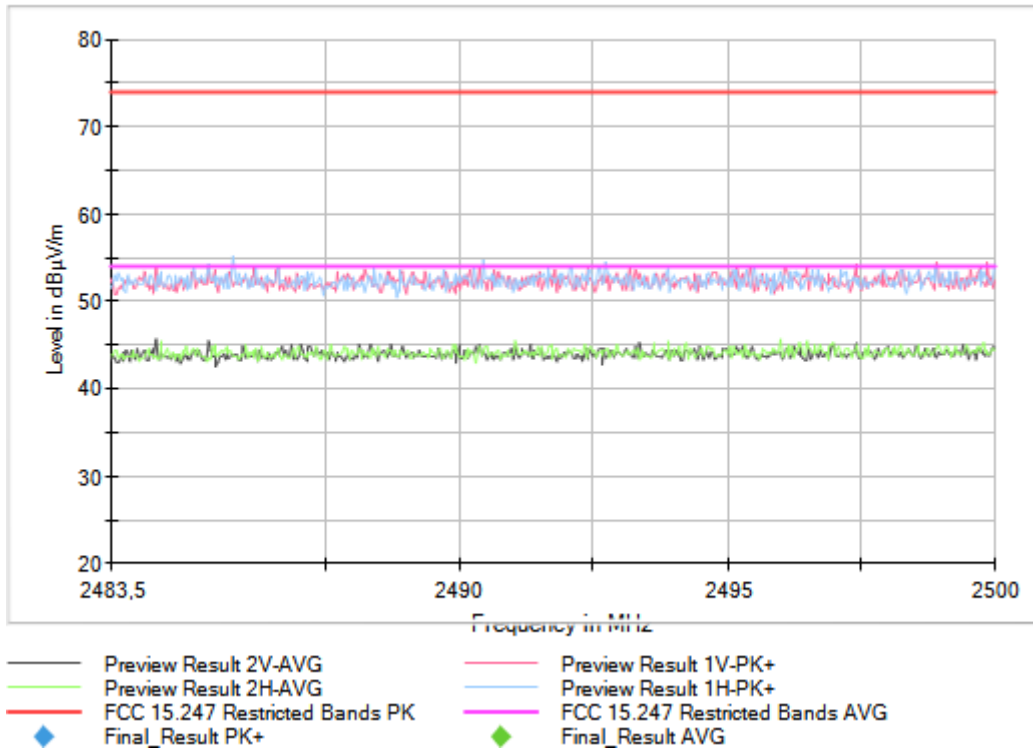
Images:



Full Spectrum



Full Spectrum



Frequency MHz = 2417.00000

Equipment Type = Digital Transmission System (DTS)

Modulation = 802.11n HT20 (OFDM MCS0 6.5 Mbit/s)

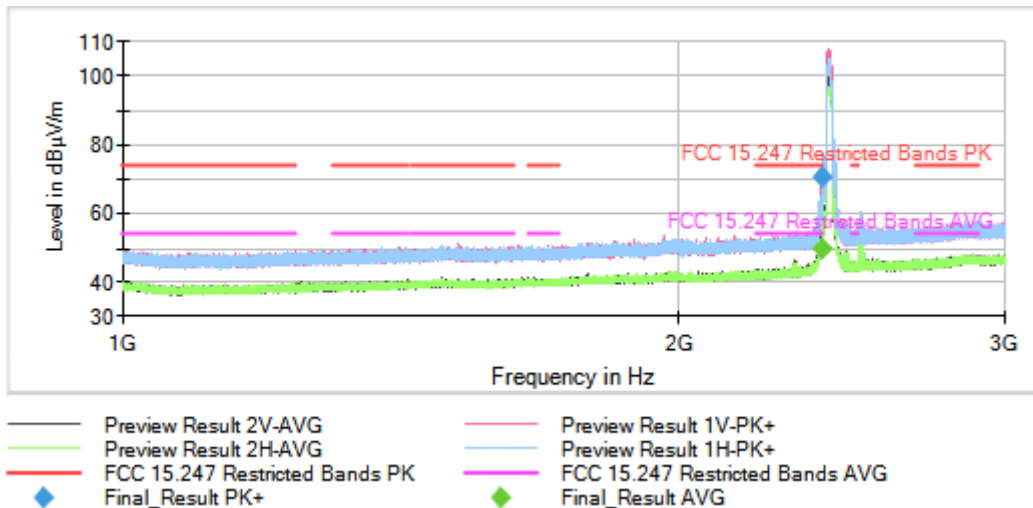
Frequency Range GHz = [1, 3]

Number of Transmission Chains = 1

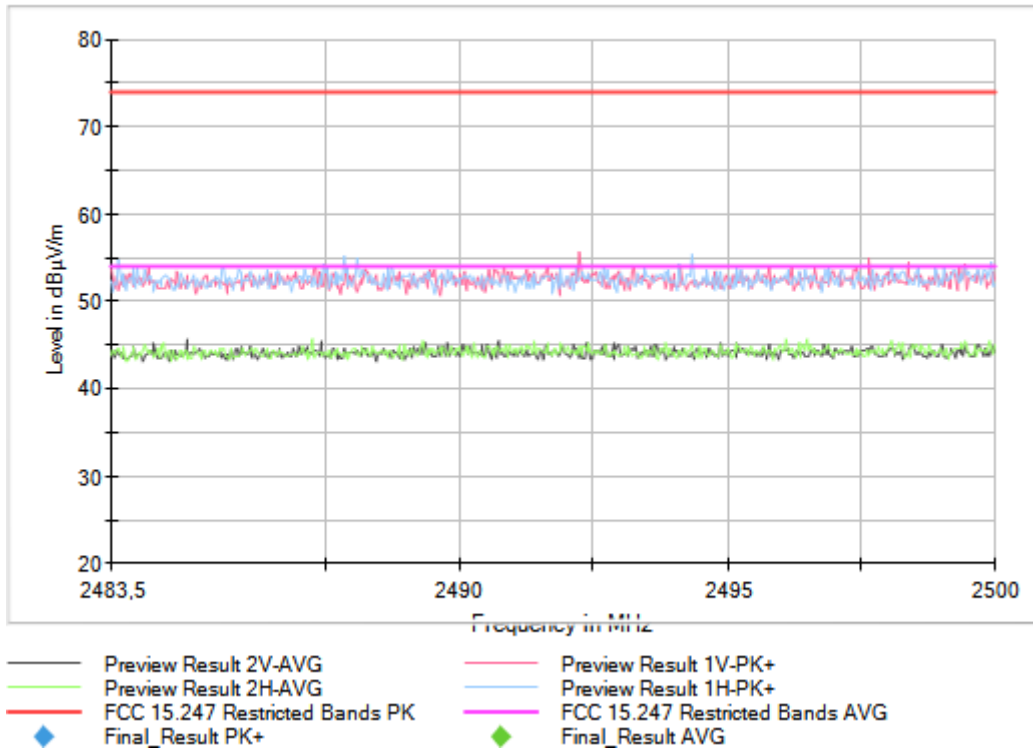
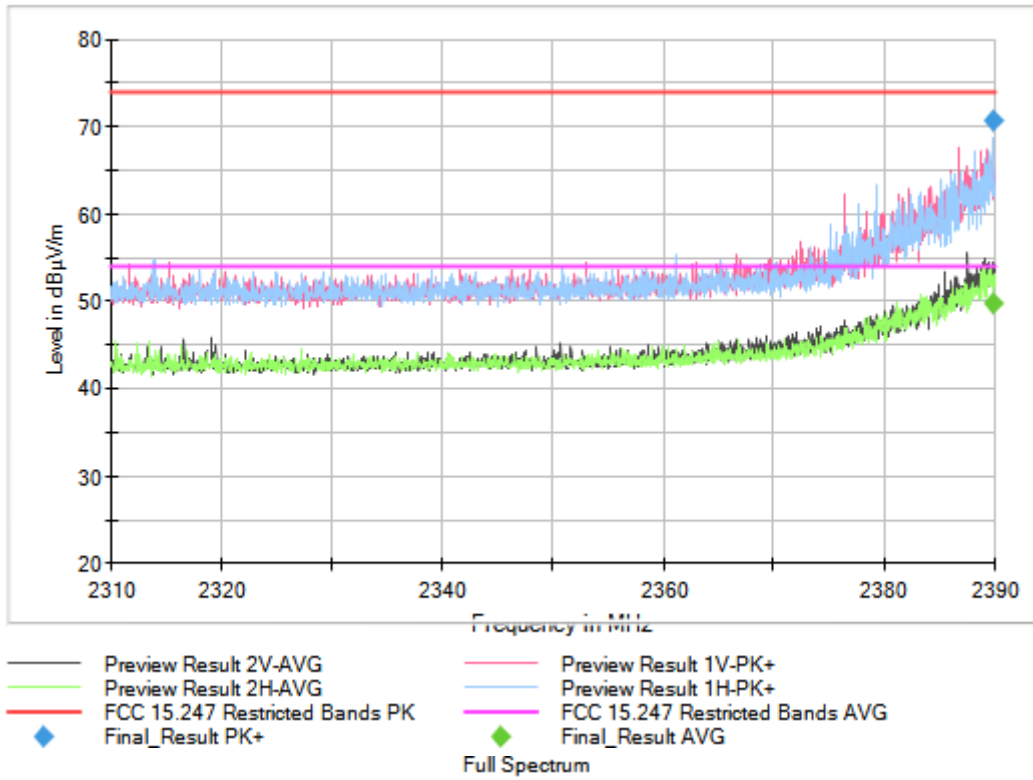
Measurement Point = 1

Active Port = 1

Images:



Full Spectrum



Frequency MHz = 2422.00000

Equipment Type = Digital Transmission System (DTS)

Modulation = 802.11n HT20 (OFDM MCS0 6.5 Mbit/s)

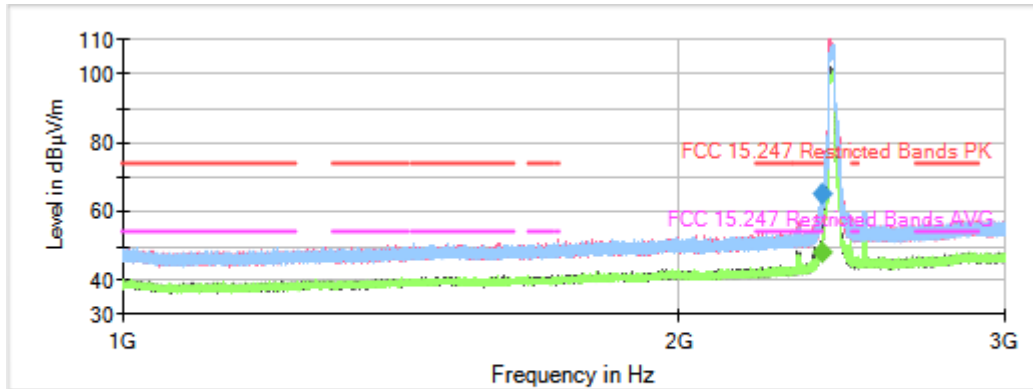
Frequency Range GHz = [1, 3]

Number of Transmission Chains = 1

Measurement Point = 1

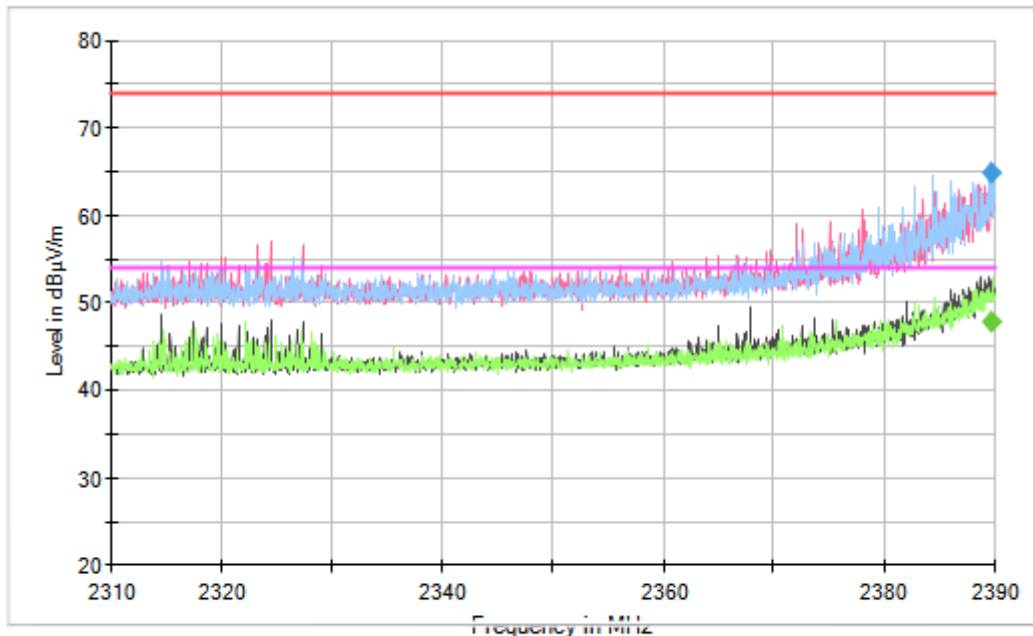
Active Port = 1

Images:

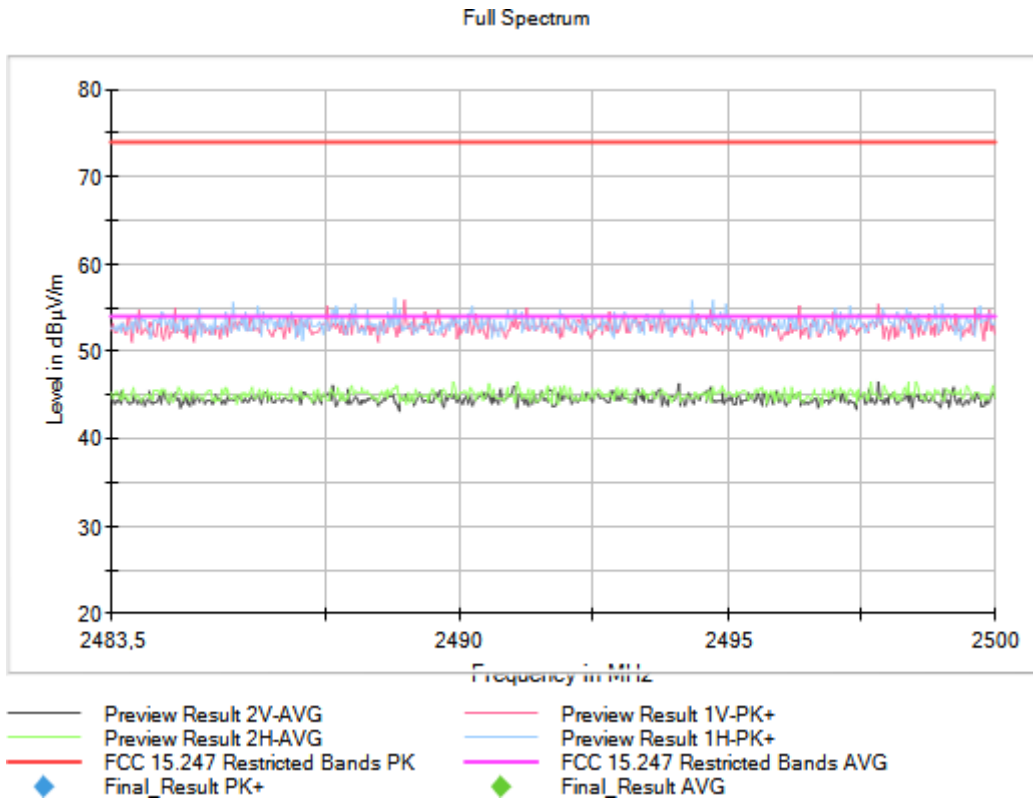


- Preview Result 2V-AVG
- Preview Result 2H-AVG
- FCC 15.247 Restricted Bands PK
- ◆ Final_Result PK+
- Preview Result 1V-PK+
- Preview Result 1H-PK+
- FCC 15.247 Restricted Bands AVG
- ◆ Final_Result AVG

Full Spectrum



- Preview Result 2V-AVG
- Preview Result 2H-AVG
- FCC 15.247 Restricted Bands PK
- ◆ Final_Result PK+
- Preview Result 1V-PK+
- Preview Result 1H-PK+
- FCC 15.247 Restricted Bands AVG
- ◆ Final_Result AVG



Frequency MHz = 2437.00000

Equipment Type = Digital Transmission System (DTS)

Modulation = 802.11n HT20 (OFDM MCS0 6.5 Mbit/s)

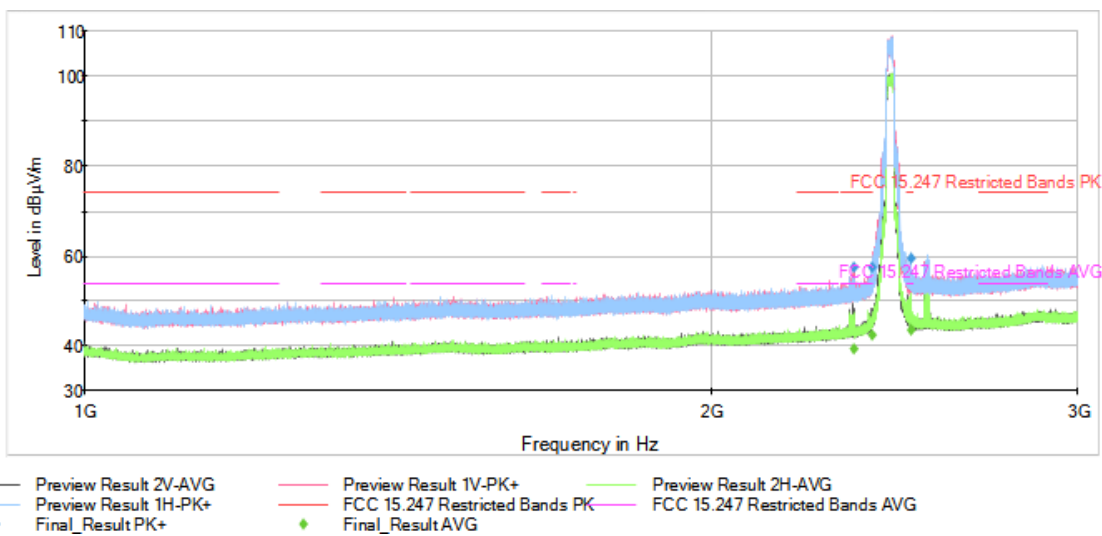
Frequency Range GHz = [1, 3]

Number of Transmission Chains = 1

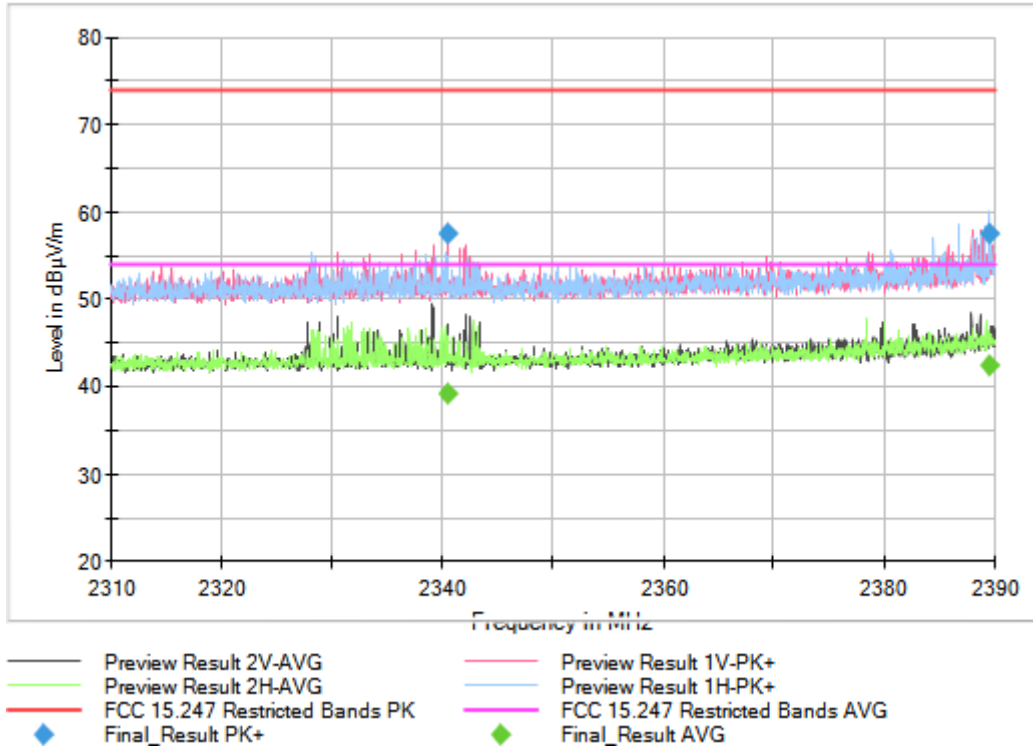
Measurement Point = 1

Active Port = 1

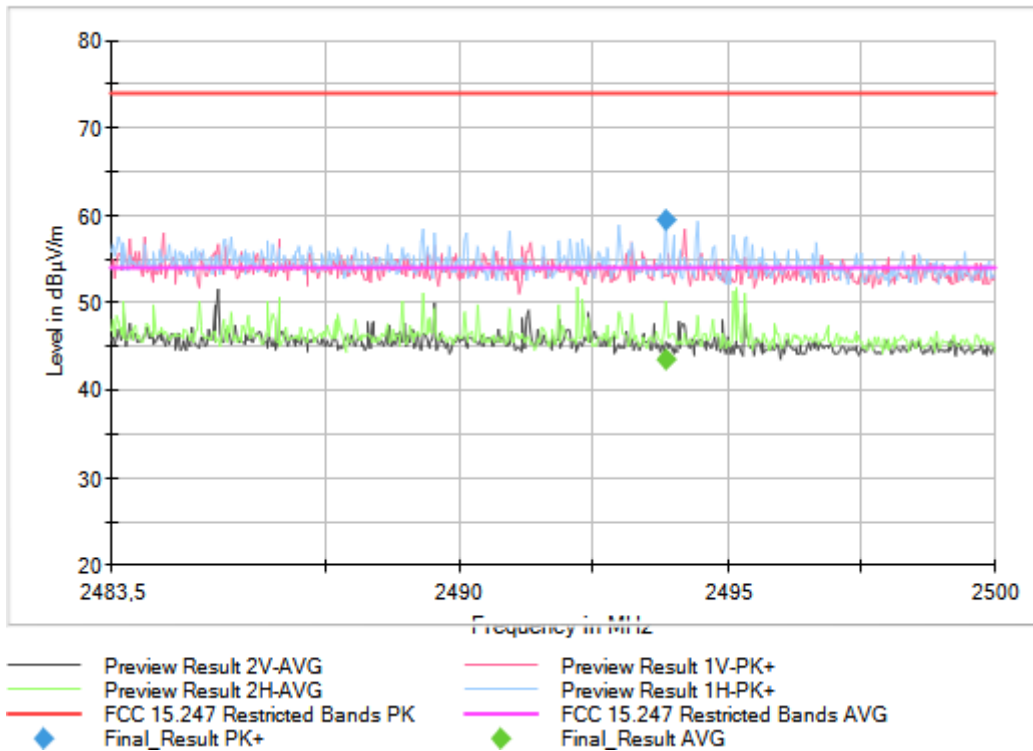
Images:



Full Spectrum



Full Spectrum



Frequency MHz = 2452.00000

Equipment Type = Digital Transmission System (DTS)

Modulation = 802.11n HT20 (OFDM MCS0 6.5 Mbit/s)

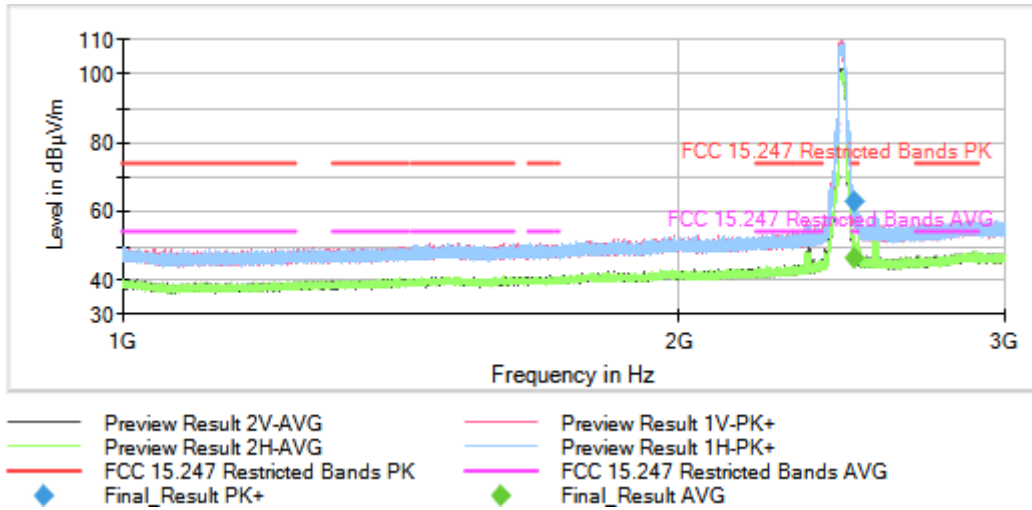
Frequency Range GHz = [1, 3]

Number of Transmission Chains = 1

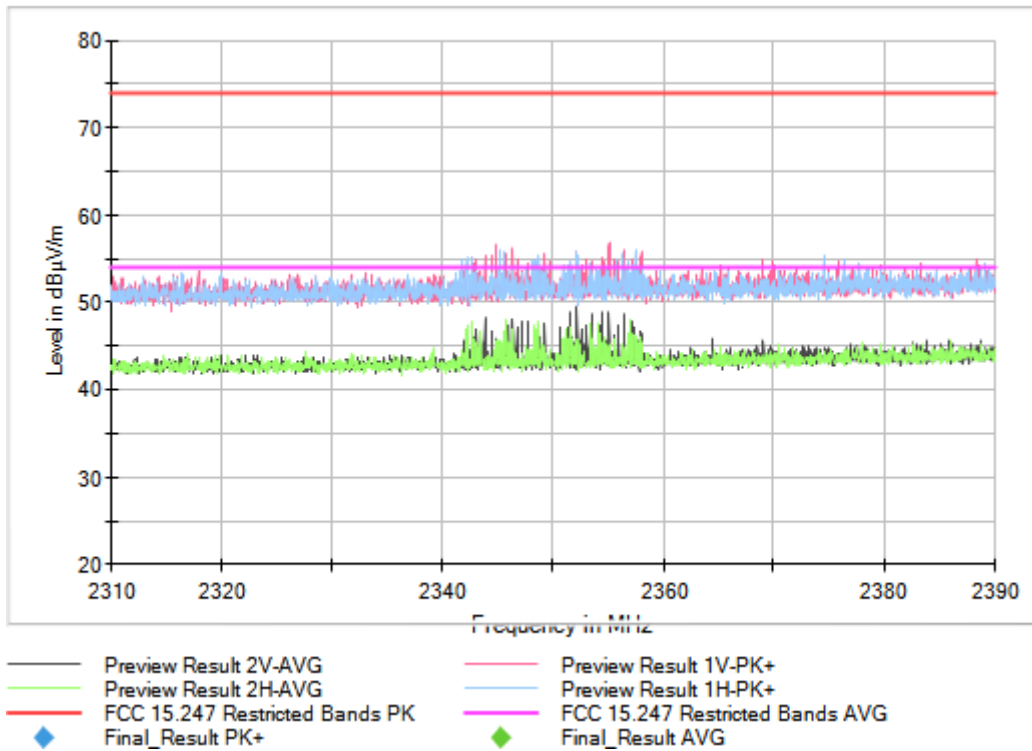
Measurement Point = 1

Active Port = 1

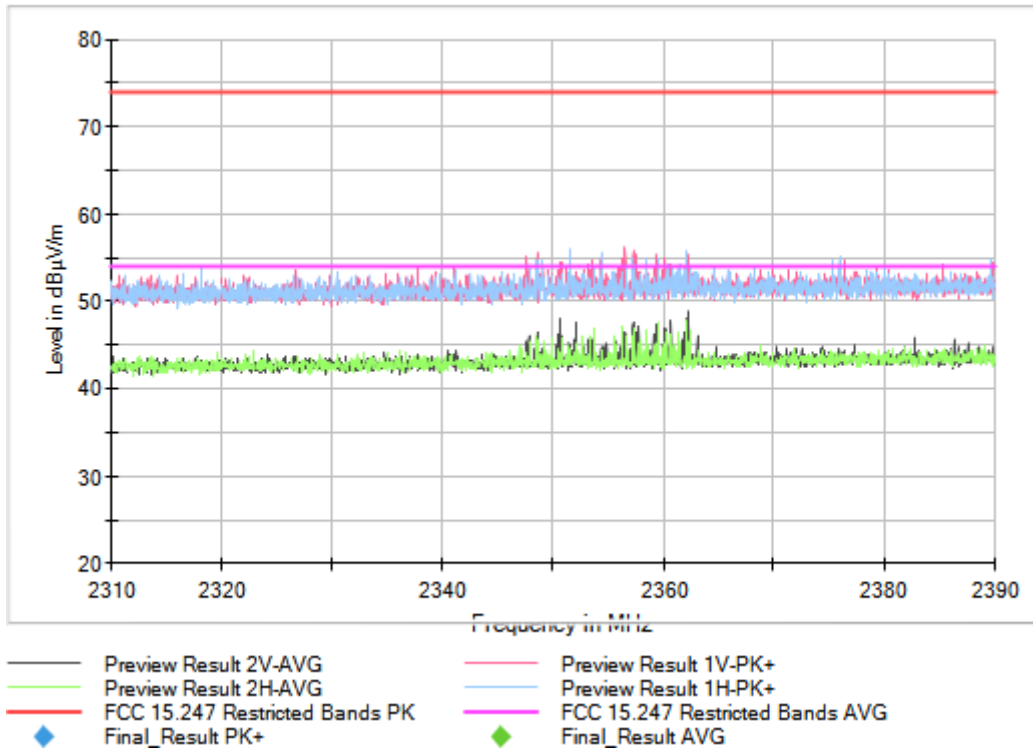
Images:



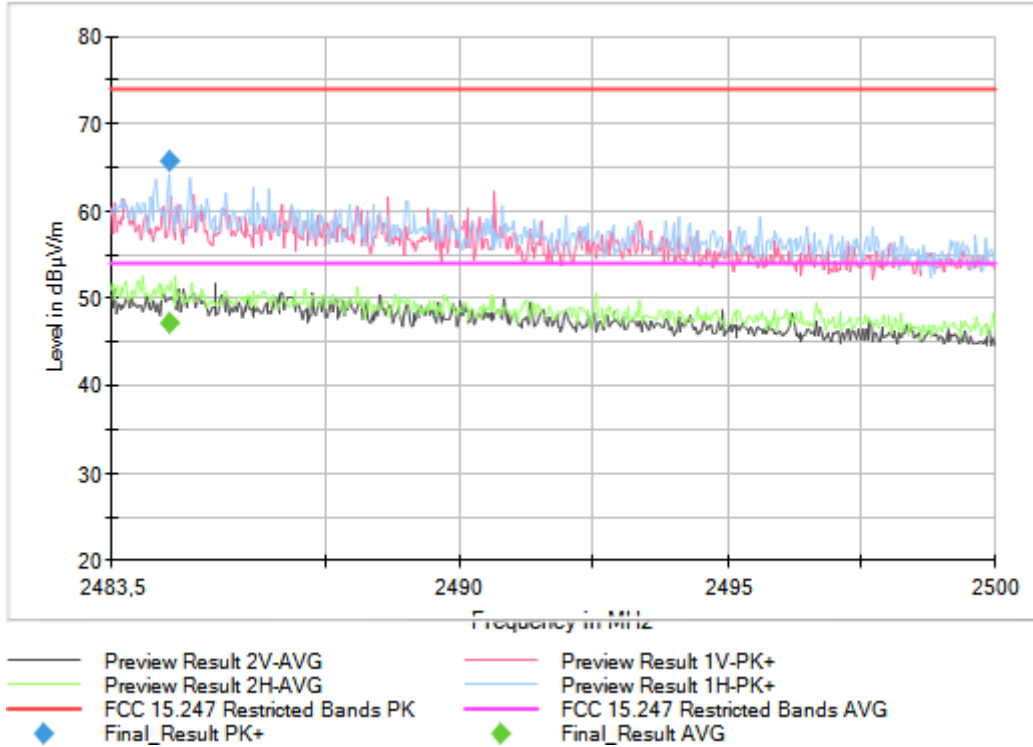
Full Spectrum



Full Spectrum



Full Spectrum



Frequency MHz = 2462.00000

Equipment Type = Digital Transmission System (DTS)

Modulation = 802.11n HT20 (OFDM MCS0 6.5 Mbit/s)

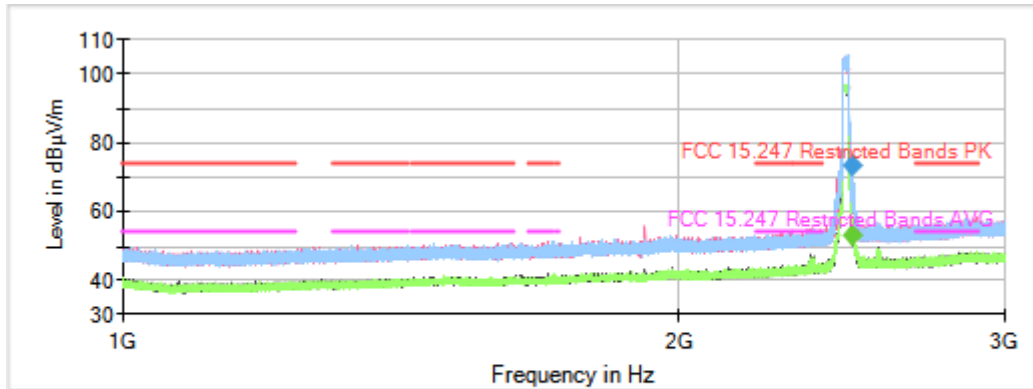
Frequency Range GHz = [1, 3]

Number of Transmission Chains = 1

Measurement Point = 1

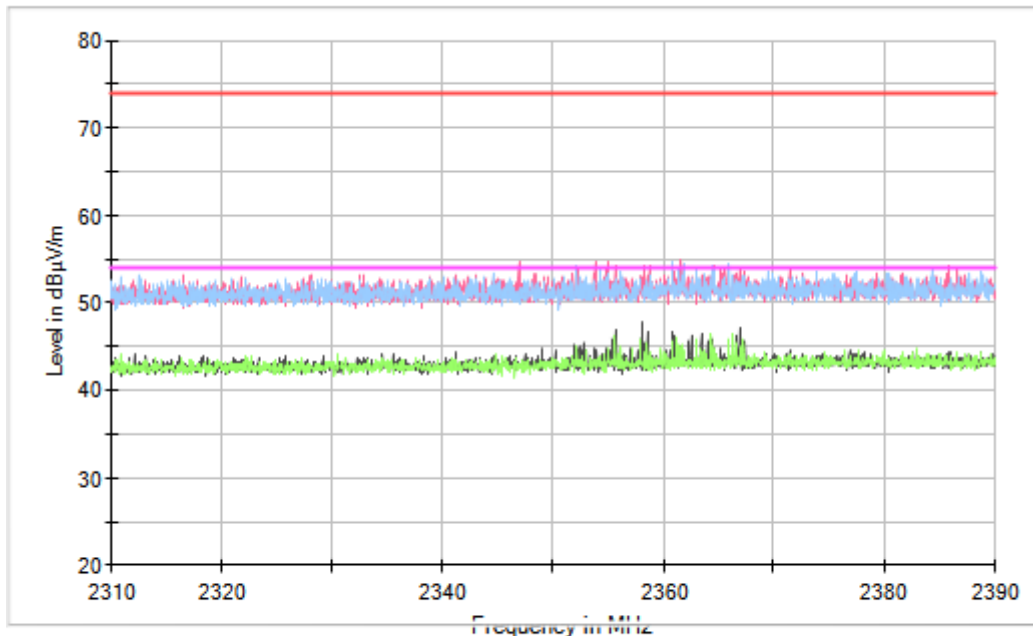
Active Port = 1

Images:

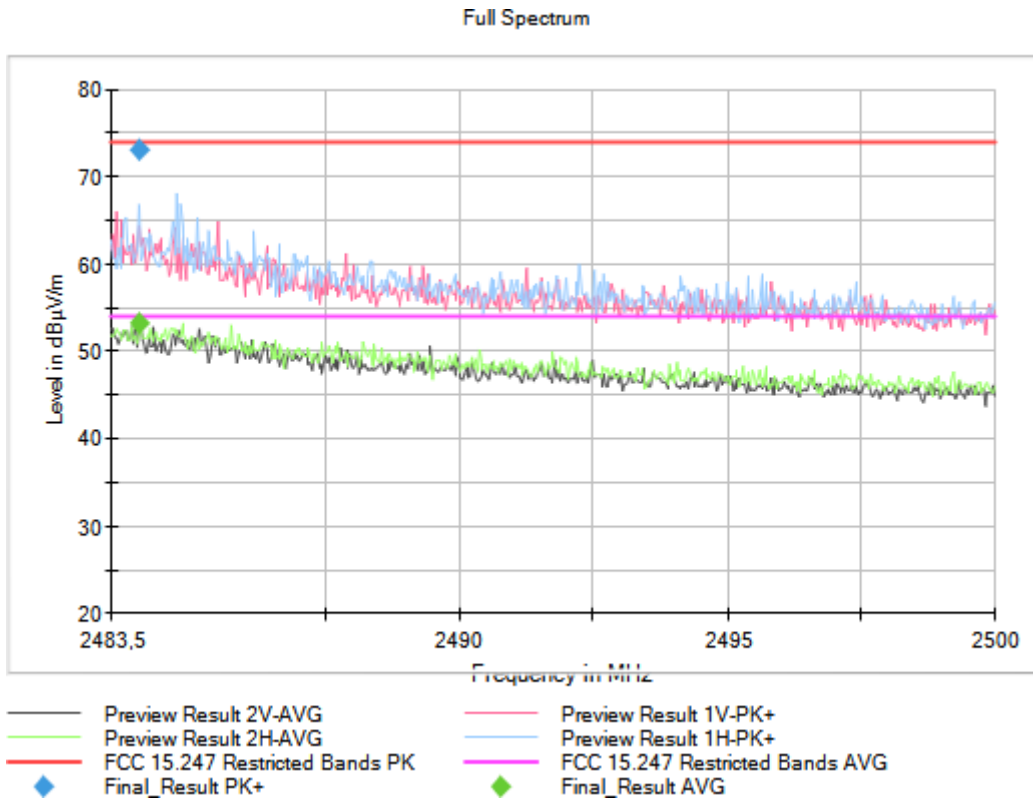


- Preview Result 2V-AVG
- Preview Result 2H-AVG
- FCC 15.247 Restricted Bands PK
- ◆ Final_Result PK+
- Preview Result 1V-PK+
- Preview Result 1H-PK+
- FCC 15.247 Restricted Bands AVG
- ◆ Final_Result AVG

Full Spectrum



- Preview Result 2V-AVG
- Preview Result 2H-AVG
- FCC 15.247 Restricted Bands PK
- ◆ Final_Result PK+
- Preview Result 1V-PK+
- Preview Result 1H-PK+
- FCC 15.247 Restricted Bands AVG
- ◆ Final_Result AVG



Tables:

Spectrum Analyzer Parameters

	Subrange	Step Size	Detectors	Bandwidth	Sweep Time	Preamp
	Receiver: [ESW 44]					
	1 GHz - 3 GHz	30,769 kHz	PK+ ; AVG	1 MHz	1 s	0 dB

Frequency MHz = 2412.00000

Equipment Type = Digital Transmission System (DTS)

Modulation = 802.11n HT20 (OFDM MCS0 6.5 Mbit/s)

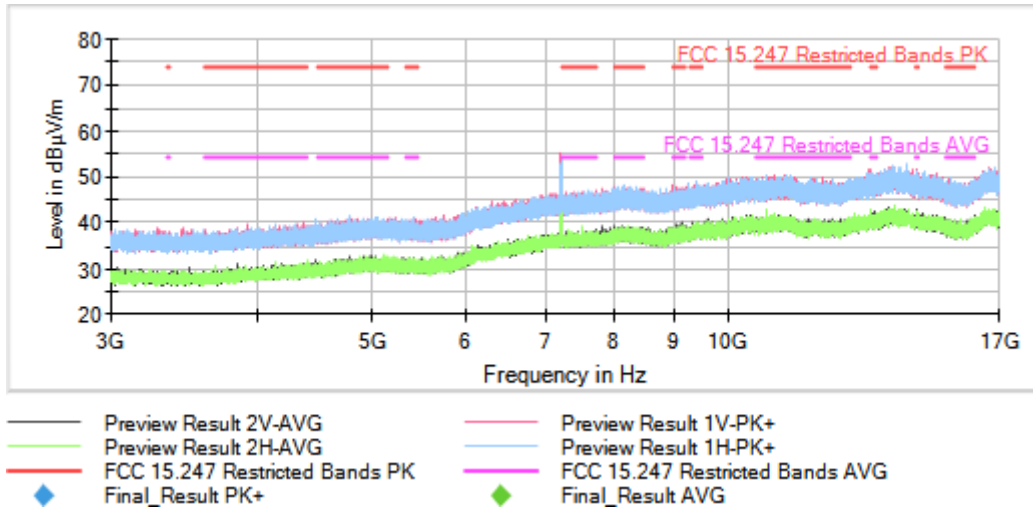
Frequency Range GHz = [3, 17]

Number of Transmission Chains = 1

Measurement Point = 1

Active Port = 1

Images:



Frequency MHz = 2437.00000

Equipment Type = Digital Transmission System (DTS)

Modulation = 802.11n HT20 (OFDM MCS0 6.5 Mbit/s)

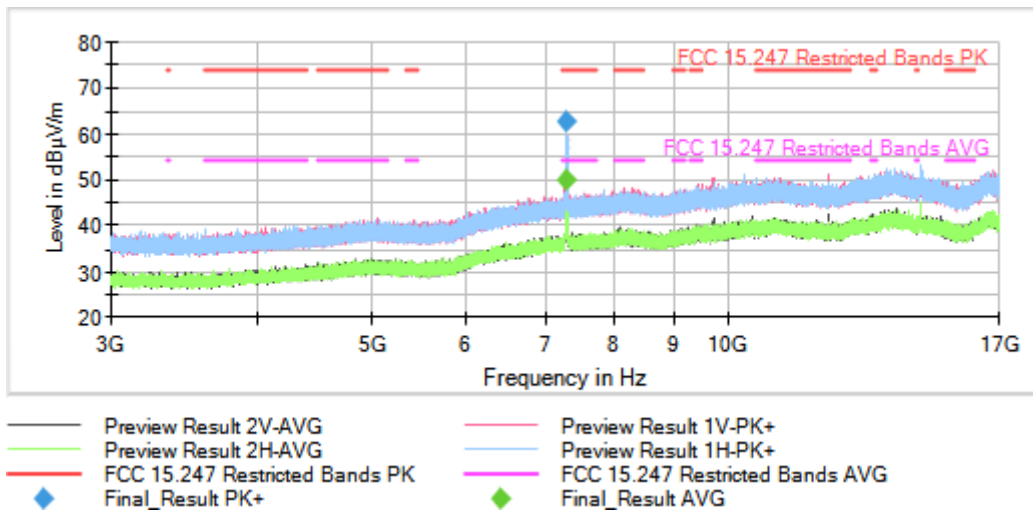
Frequency Range GHz = [3, 17]

Number of Transmission Chains = 1

Measurement Point = 1

Active Port = 1

Images:



Frequency MHz = 2462.00000

Equipment Type = Digital Transmission System (DTS)

Modulation = 802.11n HT20 (OFDM MCS0 6.5 Mbit/s)

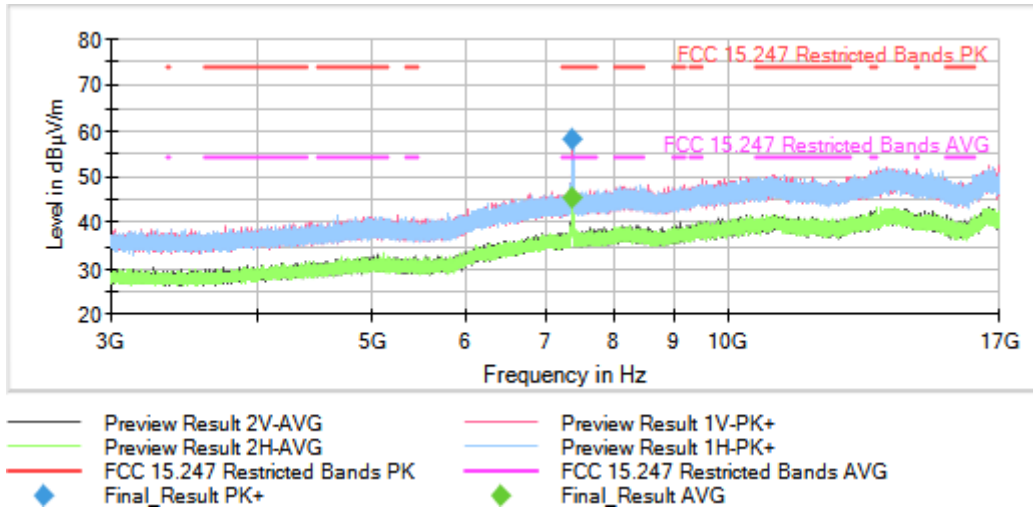
Frequency Range GHz = [3, 17]

Number of Transmission Chains = 1

Measurement Point = 1

Active Port = 1

Images:



Tables:

Spectrum Analyzer Parameters

	Subrange	Step Size	Detectors	Bandwidth	Sweep Time	Preamp
	Receiver: [ESW 44]					
	3 GHz - 17 GHz	140 kHz	PK+ ; AVG	1 MHz	1 s	30 dB

Frequency MHz = 2462.00000

Equipment Type = Digital Transmission System (DTS)

Modulation = 802.11n HT20 (OFDM MCS0 6.5 Mbit/s)

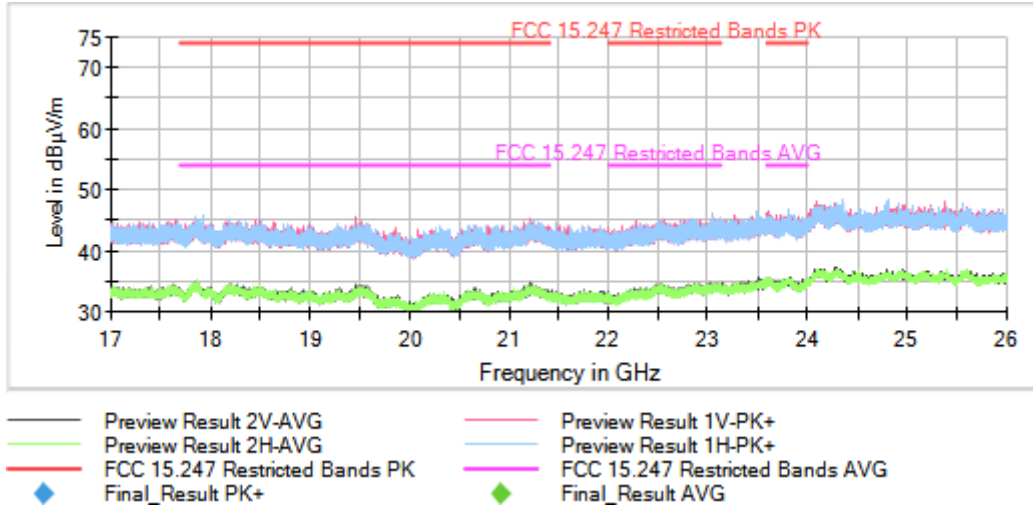
Frequency Range GHz = [17, 26]

Number of Transmission Chains = 1

Measurement Point = 1

Active Port = 1

Images:



Tables:

Spectrum Analyzer Parameters

	Subrange	Step Size	Detectors	Bandwidth	Sweep Time	Preamp
	Receiver: [FSV 40]					
	17 GHz - 26 GHz	300 kHz	PK+ ; AVG	1 MHz	1 s	0 dB