

Title MC2.1 antenna datasheet – public	Date nov/2022	
	Version 01.00	Page 1 (5)

MC2.1

Antenna datasheet (Public document)

Title MC2.1 antenna datasheet – public	Date nov/2022	
	Version 01.00	Page 2 (5)

Content

CONTENT	2
1. ANTENNA PERFORMANCE	3
1.1. ANTENNA PARAMETERS	3
2. ANTENNA MANUFACTURER	5
3. ANTENNA MODEL NUMBER	5

Title MC2.1 antenna datasheet – public		Date nov/2022	
Version 01.00	Page 3 (5)		

1. Antenna performance

The antenna operates in the ISM 915 MHz band (915 – 928 MHz).

1.1. Antenna parameters

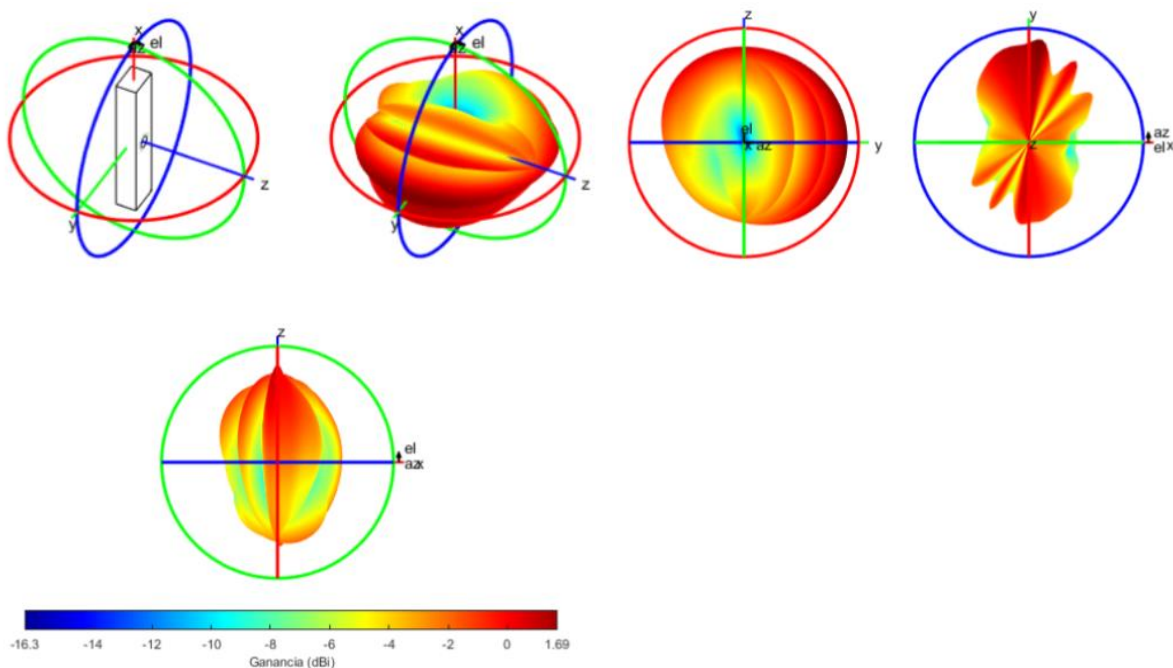
Antenna return loss (SWR) including matching network:

VSWR \leq 2.0 in the frequency range 915 to 928 MHz.

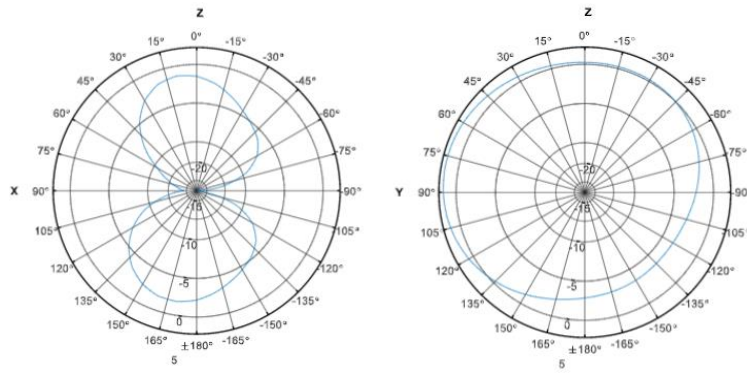
Antenna radiation pattern (2D and 3D):

The radiation patterns have been measured at free space in two different frequencies (915 & 928 MHz). Find below 3D patterns.

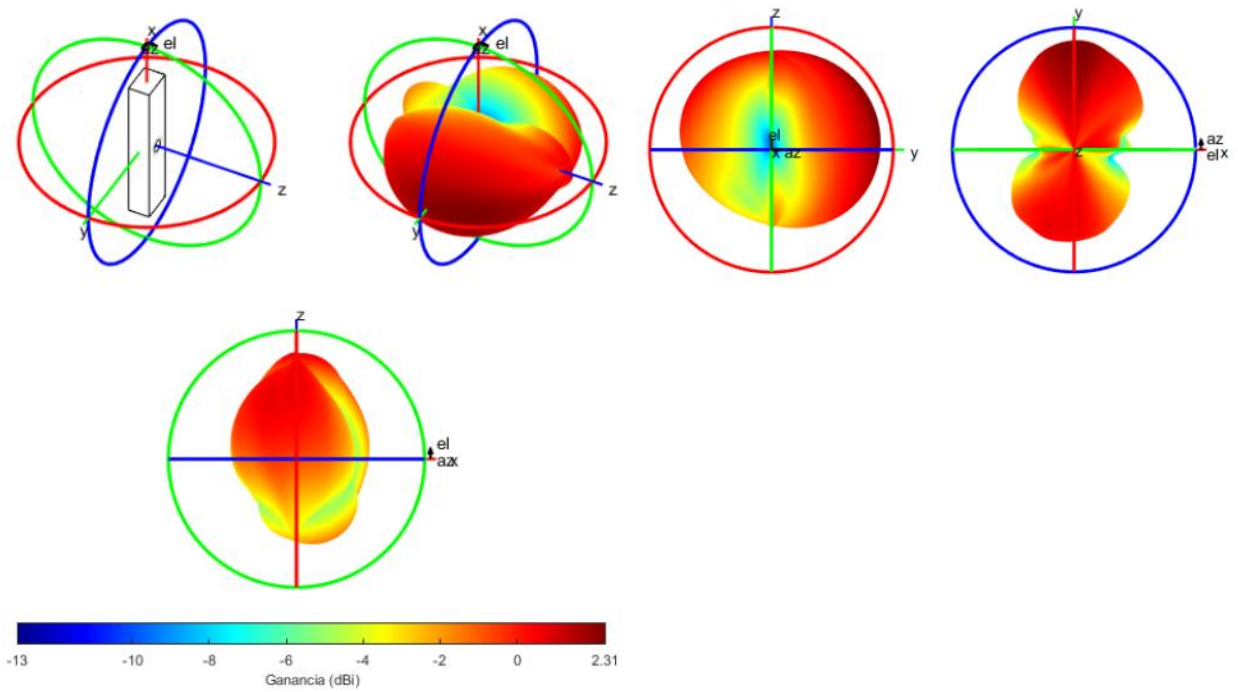
- 915 MHz:



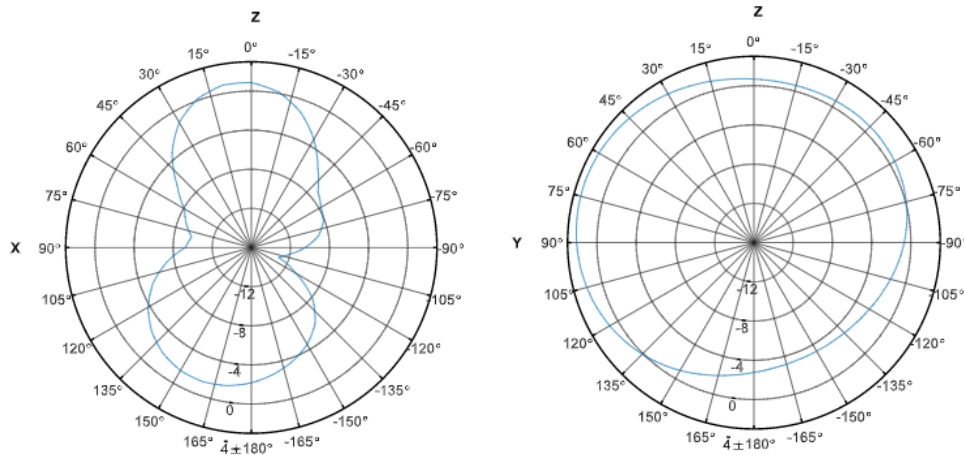
Title MC2.1 antenna datasheet – public		Date nov/2022	
		Version 01.00	Page 4 (5)



- 928 MHz:



Title MC2.1 antenna datasheet – public		Date nov/2022	
		Version 01.00	Page 5 (5)



Antenna gain, efficiency, and directivity:

Frequency range (MHz)	Directivity (dBi)	Gain (dBi)
902 - 928	4,5	2,3

2. Antenna manufacturer

Verisure Securitas Direct.

3. Antenna model number

MC2.1 antenna is a microstrip, PCB printed antenna. As the antenna is included in the product PCB there is no dedicated PN for it. Photos of this antenna and where it is included in the PCB can be found in the confidential version of this document: *MC2.1 Antenna Datasheet – Confidential.pdf*

If a PN is needed to identify the antenna, it should be the PCB's PN, MCLAT000.