

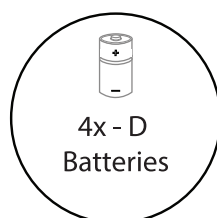



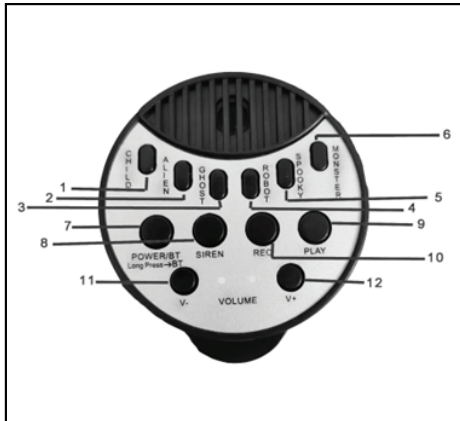


# (((Voice))) Changer Megaphone

— User Manual —  
ITEM# PR-0118



## GETTING STARTED



### {Button diagram}

- 1 - Child Voice, 2 - Alien Voice  
3 - Ghost Voice, 4 - Robot Voice  
5 - Spooky Voice, 6 - Monster Voice  
7 - Power/Bluetooth, 8 - Siren/Whistle  
9 - Record, 10 - Playback  
11 - Volume Low, 12 - Volume High

### Power it!

Press the button over the battery hatch and insert 4 size D batteries firmly into the correct positions. Close the cover.



### USE IT

Aim the widest part of the megaphone away from you, toward your audience.  
Bring the microphone close to your lips and speak normally.  
Adjust your output volume as needed.

### CLEAN IT

Wipe gently with a dry cloth. Do not use any harsh cleaners, thinners, or benzenes.

### STORE IT

When not in use, remove batteries and store in a cool, dry place away from direct sunlight.

### How to Connect Devices via Bluetooth:

- Power on, then Press and hold the power on/BL button . a voice will announce Bluetooth.
- On the Bluetooth interface of your mobile device (or other Bluetooth enabled device), select “scan for devices” or “search for audio”.
- The pairing code for this voice changer megaphone is “megaphone”- select to pair.
- A voice will announce connected once a Bluetooth connection has been established.

### RECORD AND PLAY

Press the record button to record upto 150 seconds, then press play to play the recording.  
to record again simply press the record button again this will delete the previous recording

### BASIC TROUBLESHOOTING

If the megaphone doesn't work, remove the batteries to check if the +/- terminals match correctly.  
If the terminal match correctly, place back the batteries and press them down into the battery compartment firmly, make sure the batteries are in contact properly

## PLEASE READ PRODUCT MANUAL CAREFULLY BEFORE USING!

- Do not mix old and new batteries.
- Do not mix alkaline, standard carbon-zinc or rechargeable nickel-cadmium batteries.
- Non-rechargeable batteries are not to be recharged.
- Rechargeable batteries are to be removed before being charged.
- Rechargeable batteries are only to be charged under adult supervision.
- Exhausted batteries are to be removed.
- Not Suitable for children under 3 years.
- Packaging should be kept since it contains important information.
- Colors and contents may vary from illustration.

You can contact us  
at [cs@playroute.com](mailto:cs@playroute.com)  
or scan the QR code below



Manufactured & Imported  
BY:



© 2022 PlayRoute  
Pomona, NY 10970



## FCC Statement

This equipment has been tested and found to comply with the limits for a Class B digital device, pursuant to part 15 of the FCC Rules. These limits are designed to provide reasonable protection against harmful interference in a residential installation. This equipment generates, uses and can radiate radio frequency energy and, if not installed and used in accordance with the instructions, may cause harmful interference to radio communications. However, there is no guarantee that interference will not occur in a particular installation. If this equipment does cause harmful interference to radio or television reception, which can be determined by turning the equipment off and on, the user is encouraged to try to correct the interference by one or more of the following measures:

- Reorient or relocate the receiving antenna.
- Increase the separation between the equipment and receiver.
- Connect the equipment into an outlet on a circuit different from that to which the receiver is connected.
- Consult the dealer or an experienced radio/TV technician for help.

Caution: Any changes or modification to this device not explicitly approved by manufacturer could void your authority to operate this equipment.

This device complies with part 15 of the FCC Rules. Operation is subject to the following two conditions: (1) This device may not cause harmful interference, and (2) this device must accept any interference received, including interference that may cause undesired operation.

## RF Exposure Information

The device has been evaluated to meet general RF exposure requirement. The device can be used in portable exposure condition, compliance with exposure requirements.