



FCC RF Test Report

APPLICANT : Persimmon Kaki LLC
EQUIPMENT : Digital Media Receiver
MODEL NAME : G6A87E
FCC ID : 2A8UX-2892
STANDARD : FCC Part 15 Subpart E §15.407
CLASSIFICATION : (NII) Unlicensed National Information Infrastructure
TEST DATE(S) : Feb. 16, 2023 ~ May 16, 2023

We, Sporton International Inc. (ShenZhen), would like to declare that the tested sample has been evaluated in accordance with the test procedures and has been in compliance with the applicable technical standards.

The test results in this report apply exclusively to the tested model / sample. Without written approval of Sporton International Inc. (ShenZhen), the test report shall not be reproduced except in full.

Jason Jia



Approved by: Jason Jia

Sporton International Inc. (ShenZhen)

1/F, 2/F, Bldg 5, Shiling Industrial Zone, Xinwei Village, Xili, Nanshan, Shenzhen, 518055

People's Republic of China



TABLE OF CONTENTS

REVISION HISTORY..... 3

SUMMARY OF TEST RESULT 4

1 GENERAL DESCRIPTION 5

 1.1 Applicant 5

 1.2 Product Feature of Equipment Under Test..... 5

 1.3 Product Specification of Equipment Under Test..... 5

 1.4 Modification of EUT 6

 1.5 Testing Location 6

 1.6 Test Software..... 6

 1.7 Applicable Standards..... 7

2 TEST CONFIGURATION OF EQUIPMENT UNDER TEST 8

 2.1 Carrier Frequency and Channel 8

 2.2 Test Mode..... 9

 2.3 Connection Diagram of Test System..... 10

 2.4 EUT Operation Test Setup 10

 2.5 Measurement Results Explanation Example..... 10

3 TEST RESULT 11

 3.1 6dB and 26dB and 99% Occupied Bandwidth Measurement 11

 3.2 Maximum Conducted Output Power Measurement 16

 3.3 Power Spectral Density Measurement 17

 3.4 Unwanted Emissions Measurement 19

 3.5 AC Conducted Emission Measurement..... 24

 3.6 Automatically Discontinue Transmission 26

 3.7 Antenna Requirements 27

4 LIST OF MEASURING EQUIPMENT 28

5 UNCERTAINTY OF EVALUATION 29

APPENDIX A. CONDUCTED TEST RESULTS

APPENDIX B. AC CONDUCTED EMISSION TEST RESULT

APPENDIX C. RADIATED SPURIOUS EMISSION

APPENDIX D. RADIATED SPURIOUS EMISSION PLOTS

APPENDIX E. DUTY CYCLE PLOTS



REVISION HISTORY

REPORT NO.	VERSION	DESCRIPTION	ISSUED DATE
FR2N0202-01I	Rev. 01	Initial issue of report	May 25, 2023



SUMMARY OF TEST RESULT

Report Section	FCC Rule	Description	Limit	Result	Remark
3.1	15.403(i)	6dB, 26dB and 99% Occupied Bandwidth	> 500kHz	Pass	-
3.2	15.407(a)	Maximum Conducted Output Power	≤ 30 dBm	Pass	-
3.3	15.407(a)	Power Spectral Density	≤ 30 dBm/500kHz	Pass	-
3.4	15.407(b)	Unwanted Emissions	15.407(b)(4)(i) & 15.209(a)	Pass	Under limit 14.67 dB at 5633.400 MHz
3.5	15.207	AC Conducted Emission	15.207(a)	Pass	Under limit 13.57 dB at 0.598 MHz
3.6	15.407(c)	Automatically Discontinue Transmission	Discontinue Transmission	Pass	-
3.7	15.203 & 15.407(a)	Antenna Requirement	15.203 & 15.407(a)	Pass	-

Declaration of Conformity:
The test results with all measurement uncertainty excluded are presented in accordance with the regulation limits or requirements declared by manufacturers.
Comments and Explanations:
The declared of product specification for EUT presented in the report are provided by the manufacturer, and the manufacturer takes all the responsibilities for the accuracy of product specification.



1 General Description

1.1 Applicant

Persimmon Kaki LLC

6975 Union Park Avenue, Suite 600, Cottonwood Heights, Utah 84047

1.2 Product Feature of Equipment Under Test

Product Feature	
Equipment	Digital Media Receiver
Model Name	G6A87E
FCC ID	2A8UX-2892
SN	Conducted: P0B33R01302503S3 Conduction: G0B2JK013055002A Radiation: G0B2JK0130550029 DFS: P0B33R01302502N1

Remark: The above EUT's information was declared by manufacturer. Please refer to the specifications or user's manual for more detailed description.

1.3 Product Specification of Equipment Under Test

Standards-related Product Specification	
Tx/Rx Channel Frequency Range	5745 MHz ~ 5825 MHz
Maximum Output Power	<5745 MHz ~ 5825 MHz> 802.11a : 16.60 dBm / 0.0457 W 802.11n HT20 : 16.41 dBm / 0.0438 W 802.11n HT40 : 15.50 dBm / 0.0355 W 802.11ac VHT20: 16.37 dBm / 0.0434 W 802.11ac VHT40: 15.45 dBm / 0.0351 W 802.11ac VHT80: 15.32 dBm / 0.0340 W
99% Occupied Bandwidth	802.11a : 16.78 MHz 802.11n HT20 : 17.68 MHz 802.11n HT40 : 36.16 MHz 802.11ac VHT80 : 75.40 MHz
Type of Modulation	802.11a/n : OFDM (BPSK / QPSK / 16QAM / 64QAM) 802.11ac : OFDM (BPSK / QPSK / 16QAM / 64QAM / 256QAM)
Antenna Type / Gain	PCB IFA Antenna with gain 4.0 dBi

Note: For 802.11n HT20 / ac VHT20 and 802.11n HT40 / ac VHT40 mode, the whole testing have assessed only 802.11n HT20/HT40 by referring to their maximum conducted power.



1.4 Modification of EUT

No modifications are made to the EUT during all test items.

1.5 Testing Location

Sporton International Inc. (ShenZhen) is accredited to ISO/IEC 17025:2017 by American Association for Laboratory Accreditation with Certificate Number 5145.01.

Test Firm	Sporton International Inc. (ShenZhen)		
Test Site Location	1/F, 2/F, Bldg 5, Shiling Industrial Zone, Xinwei Village, Xili, Nanshan, Shenzhen, 518055 People's Republic of China TEL: +86-755-86379589 FAX: +86-755-86379595		
Test Site No.	Sporton Site No.	FCC Designation No.	FCC Test Firm Registration No.
	TH01-SZ DFS01-SZ	CN1256	421272

Test Firm	Sporton International Inc. (ShenZhen)		
Test Site Location	101, 1st Floor, Block B, Building 1, No. 2, Tengfeng 4th Road, Fenghuang Community, Fuyong Street, Baoan District, Shenzhen City Guangdong Province China 518103 TEL: +86-755-33202398		
Test Site No.	Sporton Site No.	FCC Designation No.	FCC Test Firm Registration No.
	CO02-SZ 03CH02-SZ	CN1256	421272

1.6 Test Software

Item	Site	Manufacturer	Name	Version
1.	03CH02-SZ	AUDIX	E3	6.2009-8-24a
2.	CO02-SZ	AUDIX	E3	6.120613b
3.	DFS01-SZ	Sporton	DFS & Adaptivity Test Tools	1.0



1.7 Applicable Standards

According to the specifications of the manufacturer, the EUT must comply with the requirements of the following standards:

- ♦ 47 CFR Part 15 Subpart E
- ♦ FCC KDB 789033 D02 General UNII Test Procedures New Rules v02r01.
- ♦ ANSI C63.10-2013

Remark:

1. All test items were verified and recorded according to the standards and without any deviation during the test.
2. This EUT has also been tested and complied with the requirements of FCC Part 15, Subpart B, recorded in a separate test report.



2 Test Configuration of Equipment Under Test

- a. The EUT has been associated with peripherals and configuration operated in a manner tended to maximize its emission characteristics in a typical application. Frequency range investigated: conduction emission (150 kHz to 30 MHz), radiation emission (9 kHz to the 10th harmonic of the highest fundamental frequency or to 40 GHz, whichever is lower). For radiated measurement, pre-scanned in three orthogonal panels, X, Y, Z. The worst cases (X plane) were recorded in this report.
- b. AC power line Conducted Emission was tested under maximum output power.

2.1 Carrier Frequency and Channel

Frequency Band	Channel	Freq. (MHz)	Channel	Freq. (MHz)
5745-5825 MHz U-NII-3	149	5745	157	5785
	151*	5755	159*	5795
	153	5765	161	5805
	155#	5775	165	5825

Note:

- 1. The above Frequency and Channel in "*" were 802.11n HT40 and 802.11ac VHT40.
- 2. The above Frequency and Channel in "#n" were 802.11ac VHT80.



2.2 Test Mode

Final test modes are considering the modulation and worse data rates as below table.

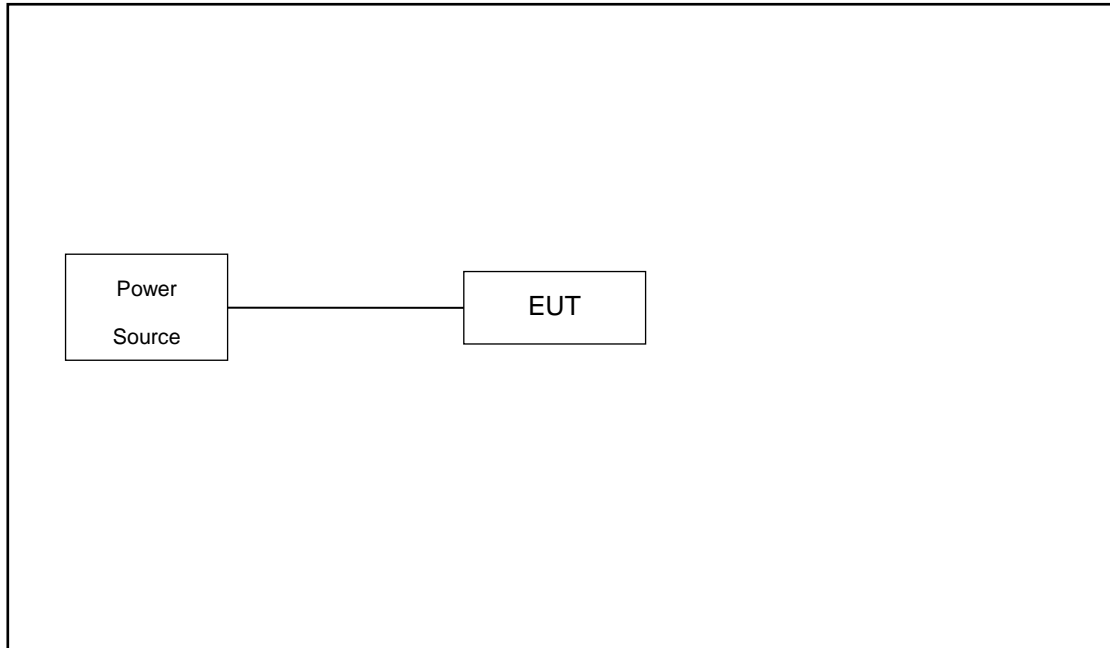
Modulation	Data Rate
802.11a	6 Mbps
802.11n HT20	MCS0
802.11n HT40	MCS0
802.11ac VHT80	MCS0

AC Conducted Emission	Mode 1 : Lora Tx + Zigbee Tx + Bluetooth Tx + WIFI(5G) Tx + USB Cable (Charging from Adapter)
Remark: For Radiated Test Cases, The tests were performance with Adapter.	

Ch. #		U-NII-3 : 5745-5825 MHz			
		802.11a	802.11n HT20	802.11n HT40	802.11ac VHT80
L	Low	149	149	151	-
M	Middle	157	157	-	155
H	High	165	165	159	-

Remark: For radiation spurious emission, the final modulation and the worst data rate was reference the max RF conducted power.

2.3 Connection Diagram of Test System



2.4 EUT Operation Test Setup

For WLAN RF test items, an engineering test program was provided and enabled to make EUT continuous transmit.

2.5 Measurement Results Explanation Example

For all conducted test items:

The offset level is set in the spectrum analyzer to compensate the RF cable loss and attenuator factor between EUT conducted output port and spectrum analyzer. With the offset compensation, the spectrum analyzer reading level is exactly the EUT RF output level.

Example :

The spectrum analyzer offset is derived from RF cable loss and attenuator factor.

Offset = RF cable loss + attenuator factor.

Following shows an offset computation example with cable loss 2.8 dB and 10dB attenuator.

$$\begin{aligned} \text{Offset(dB)} &= \text{RF cable loss(dB)} + \text{attenuator factor(dB)} \\ &= 2.8 + 10 = 12.8 \text{ (dB)} \end{aligned}$$

3 Test Result

3.1 6dB and 26dB and 99% Occupied Bandwidth Measurement

3.1.1 Description of 6dB and 26dB and 99% Occupied Bandwidth

The minimum 6 dB bandwidth shall be at least 500 kHz.

26dB and 99% Occupied bandwidth are reporting only.

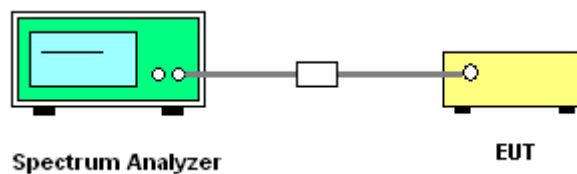
3.1.2 Measuring Instruments

The measuring equipment is listed in the section 4 of this test report.

3.1.3 Test Procedures

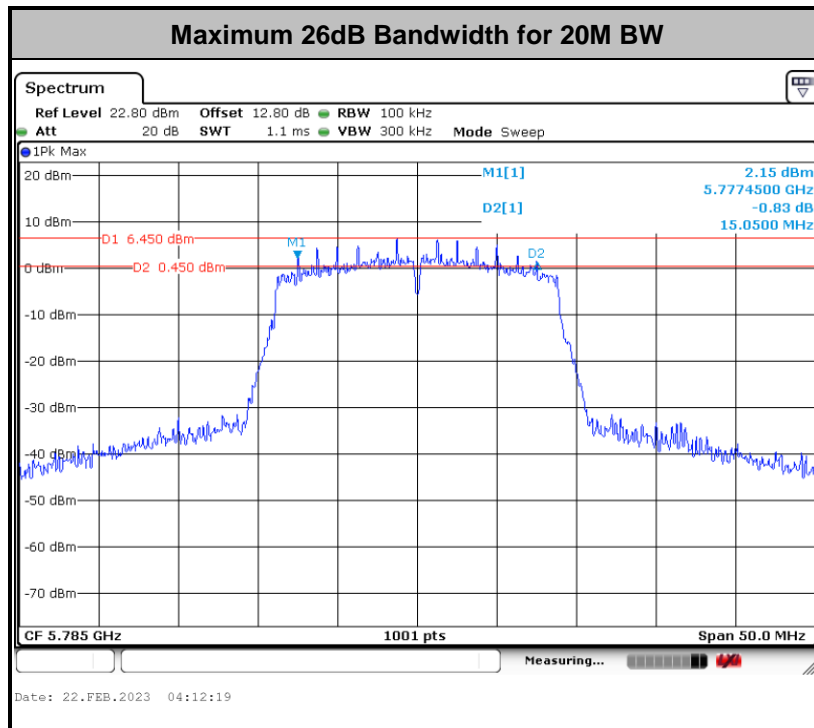
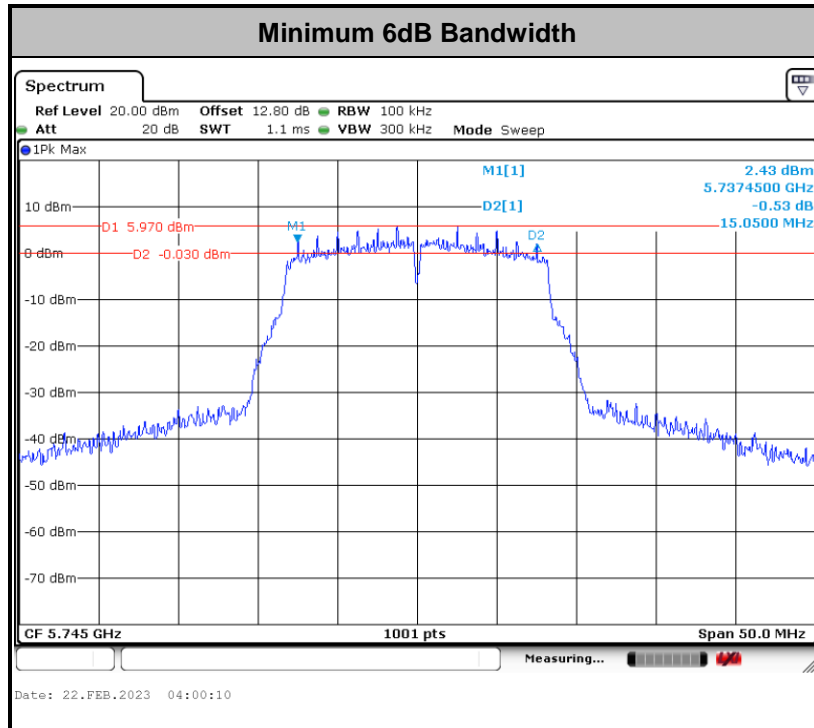
1. The testing follows FCC KDB 789033 D02 General UNII Test Procedures New Rules v02r01. Section C) Emission bandwidth for the band 5.725-5.85GHz
2. For 6dB BW, Set RBW = 100kHz.
For 26dB BW, Set RBW = approximately 1% of the emission bandwidth.
For 99% OBW, Set RBW = 1% to 5% of the OBW.
3. For 26dB BW, Set the VBW > RBW.
For 6dB BW & 99% OBW, Set the VBW $\geq 3 \times$ RBW.
4. Detector = Peak.
5. Trace mode = max hold
6. Measure the maximum width of the emission that is 6 dB down from the peak of the emission.
7. Measure and record the results in the test report.

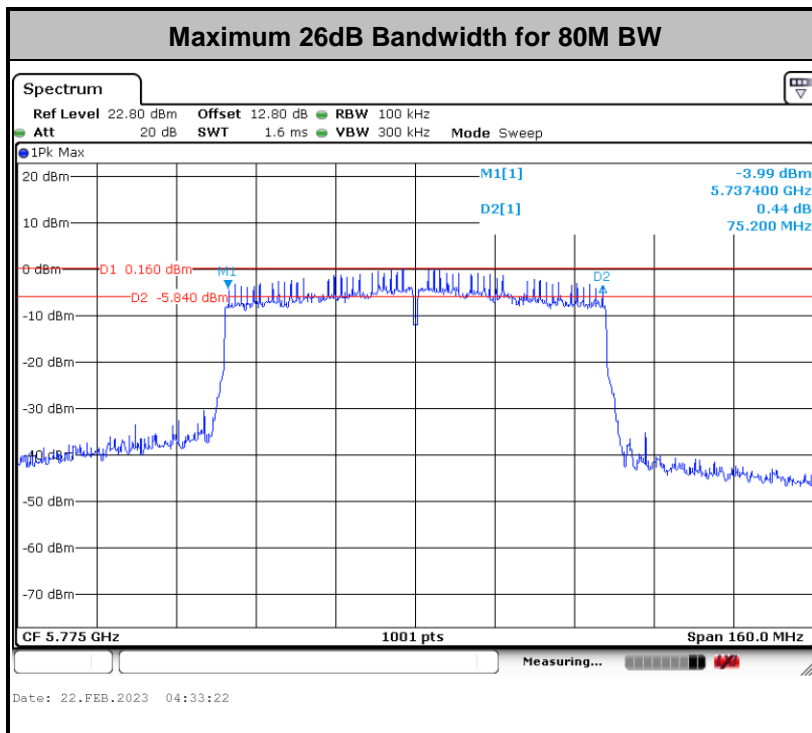
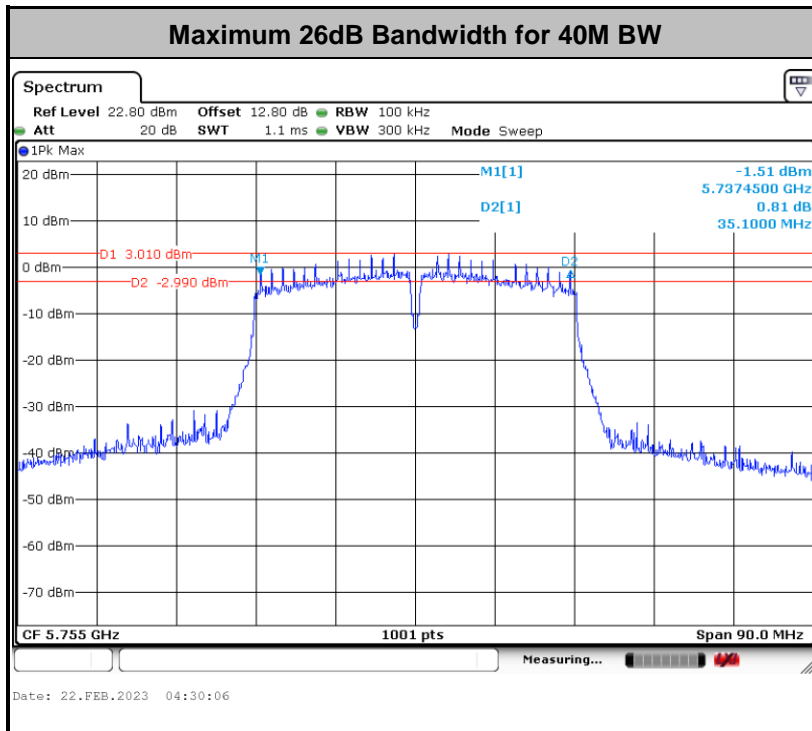
3.1.4 Test Setup

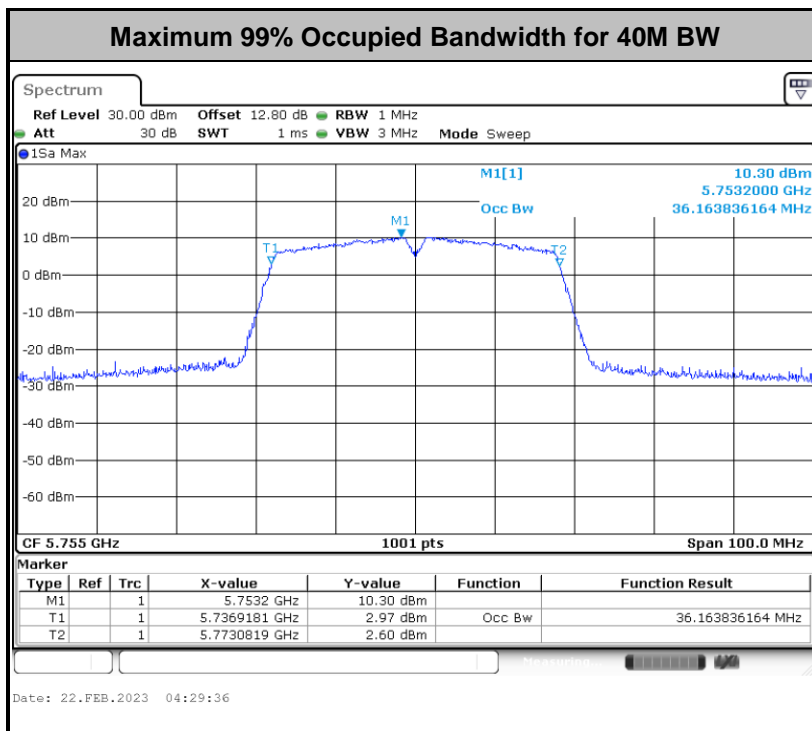
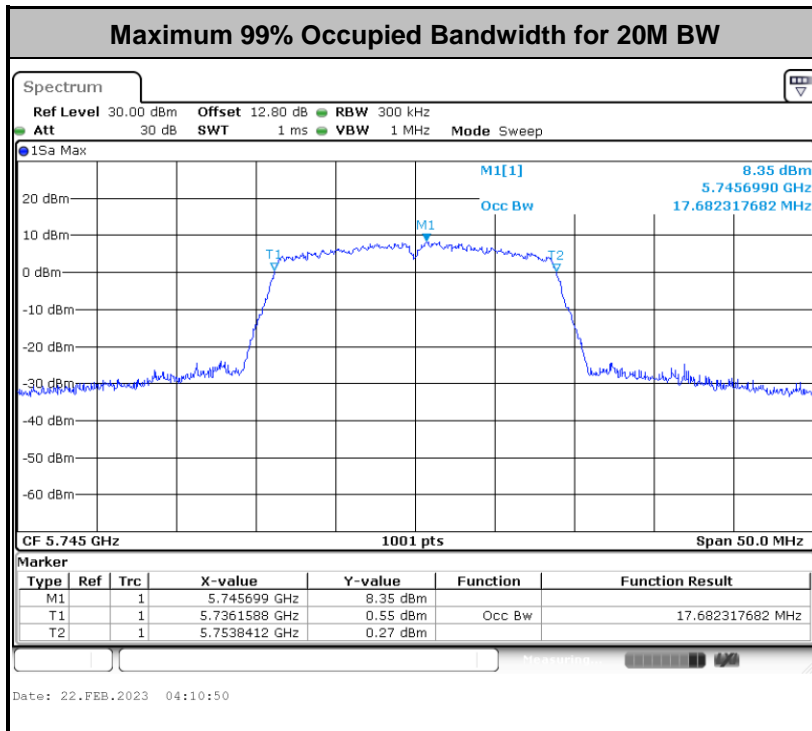


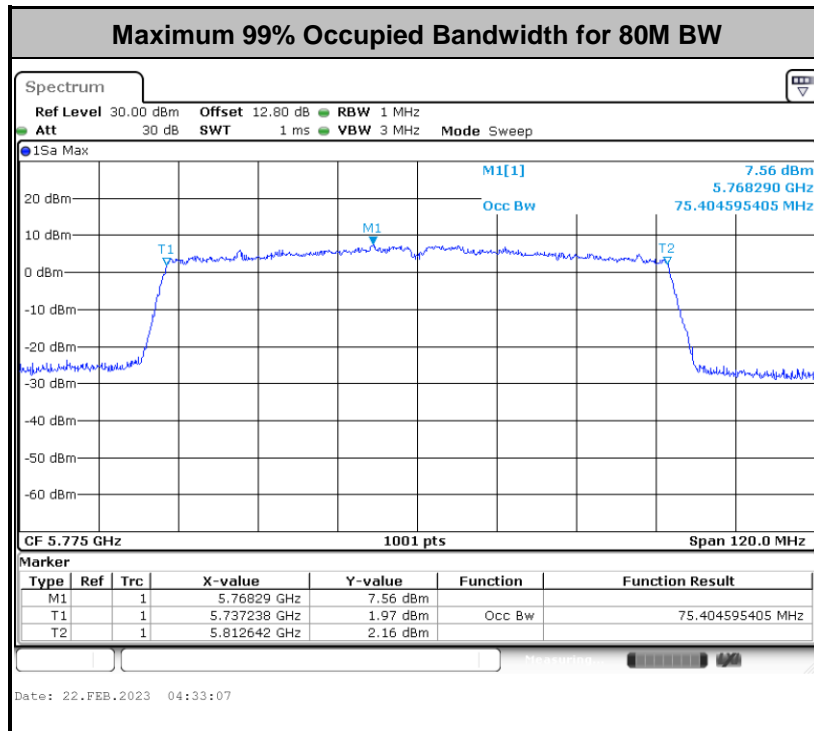
3.1.5 Test Result of 6dB Bandwidth

Please refer to Appendix A.









Note: The occupied channel bandwidth is maintained within the band of operation for all of the modulations.

3.2 Maximum Conducted Output Power Measurement

3.2.1 Limit of Maximum Conducted Output Power

For the band 5.725–5.85 GHz, the maximum conducted output power over the frequency band of operation shall not exceed 1 W.

For Straddle Channel, According to KDB 789033 D02 General UNII Test Procedures New Rules v02r01, If the power and PSD of the devices are uniform and comply with the lower limits specified for the U-NII-2 bands, a single measurement over the entire emission bandwidth can be performed to show compliance.

If transmitting antennas of directional gain greater than 6 dBi are used, the peak output power shall be reduced by the amount in dB that the directional gain of the antenna exceeds 6 dBi.

3.2.2 Measuring Instruments

The measuring equipment is listed in the section 4 of this test report.

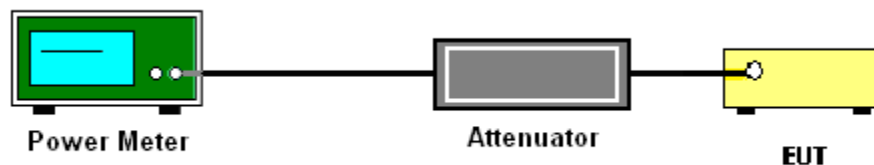
3.2.3 Test Procedures

The testing follows Method PM of FCC KDB 789033 D02 General UNII Test Procedures New Rules v02r01.

Method PM (Measurement using an RF average power meter):

1. Measurement is performed using a wideband RF power meter.
2. The EUT is configured to transmit continuously with a consistent duty cycle at its maximum power control level.
3. Measure the average power of the transmitter, and the average power is corrected with duty factor, $10 \log(1/x)$, where x is the duty cycle.

3.2.4 Test Setup



3.2.5 Test Result of Maximum Conducted Output Power

Please refer to Appendix A.



3.3 Power Spectral Density Measurement

3.3.1 Limit of Power Spectral Density

For the band 5.725–5.85 GHz, the maximum power spectral density shall not exceed 30 dBm in any 500-kHz band.

For Straddle Channel, According to KDB 789033 D02 General UNII Test Procedures New Rules v02r01, If the power and PSD of the devices are uniform and comply with the lower limits specified for the U-NII-2 bands, a single measurement over the entire emission bandwidth can be performed to show compliance.

If transmitting antennas of directional gain greater than 6 dBi are used, the peak output power shall be reduced by the amount in dB that the directional gain of the antenna exceeds 6 dBi.

3.3.2 Measuring Instruments

The measuring equipment is listed in the section 4 of this test report.

3.3.3 Test Procedures

The testing follows FCC KDB 789033 D02 General UNII Test Procedures New Rules v02r01. Section F) Maximum power spectral density.

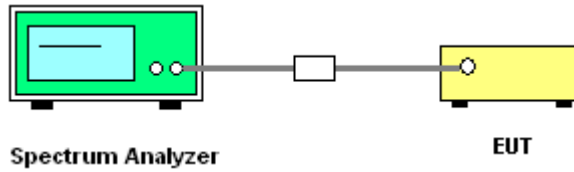
Method SA-2

(trace averaging across on and off times of the EUT transmissions, followed by duty cycle correction).

- Measure the duty cycle.
- Set span to encompass the entire emission bandwidth (EBW) of the signal.
- Set RBW = 500KHz (or 300 kHz if the SA can't set RBW=500KHz).
- Set VBW \geq 1 MHz.
- Number of points in sweep \geq 2 Span / RBW.
- Sweep time = auto.
- Detector = RMS
- Trace average at least 100 traces in power averaging mode.
- If the SA can't set RBW=500KHz, then add $10 \log(500\text{kHz}/\text{RBW})$ to the test result
- Add $10 \log(1/x)$, where x is the duty cycle, to the measured power in order to compute the average power during the actual transmission times. For example, add $10 \log(1/0.25) = 6$ dB if the duty cycle is 25 percent.

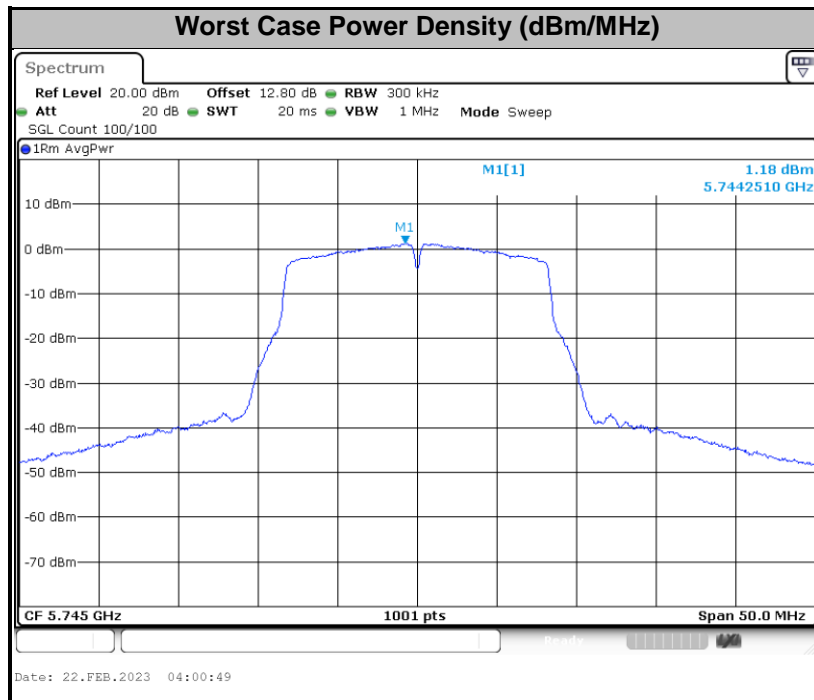
1. The RF output of EUT was connected to the spectrum analyzer by a low loss cable.
2. Each plot has already offset with cable loss, and attenuator loss. Measure the PPSD and record it.

3.3.4 Test Setup



3.3.5 Test Result of Power Spectral Density

Please refer to Appendix A.



Note: Average Power Density (dB) = Measured value+ Duty Factor



3.4 Unwanted Emissions Measurement

This section is to measure unwanted emissions through radiated measurement for band edge spurious emissions and out of band emissions measurement.

3.4.1 Limit of Unwanted Emissions

- (1) For transmitters operating in the 5.725-5.85 GHz band:
 15.407(b)(4)(i) All emissions shall be limited to a level of -27 dBm/MHz at 75 MHz or more above or below the band edge increasing linearly to 10 dBm/MHz at 25 MHz above or below the band edge, and from 25 MHz above or below the band edge increasing linearly to a level of 15.6 dBm/MHz at 5 MHz above or below the band edge, and from 5 MHz above or below the band edge increasing linearly to a level of 27 dBm/MHz at the band edge.
- (2) Unwanted spurious emissions fallen in restricted bands shall comply with the general field strength limits as below table,

Frequency (MHz)	Field Strength (microvolts/meter)	Measurement Distance (meters)
0.009 – 0.490	2400/F(kHz)	300
0.490 – 1.705	24000/F(kHz)	30
1.705 – 30.0	30	30
30 – 88	100	3
88 – 216	150	3
216 - 960	200	3
Above 960	500	3



EIRP (dBm)	Field Strength at 3m (dBμV/m)
- 27	68.3

Note: The following formula is used to convert the EIRP to field strength.

$$EIRP = E_{Meas} + 20\log (d_{Meas}) - 104.7$$

where

EIRP is the equivalent isotropically radiated power, in dBm

E_{Meas} is the field strength of the emission at the measurement distance, in dBμV/m

d_{Meas} is the measurement distance, in m

3.4.2 Measuring Instruments

The measuring equipment is listed in the section 4 of this test report.

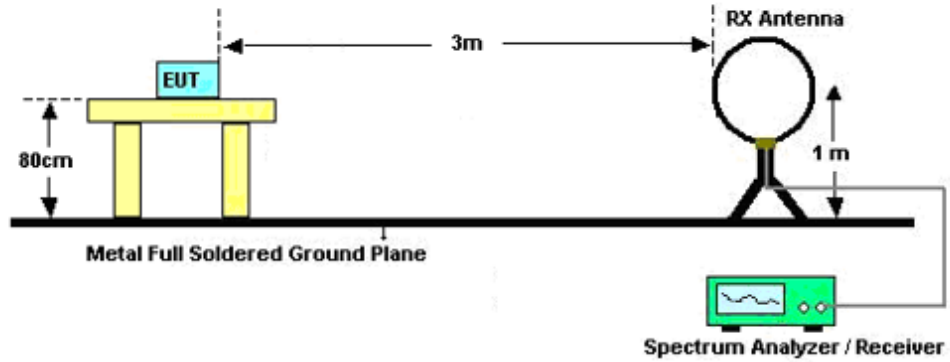


3.4.3 Test Procedures

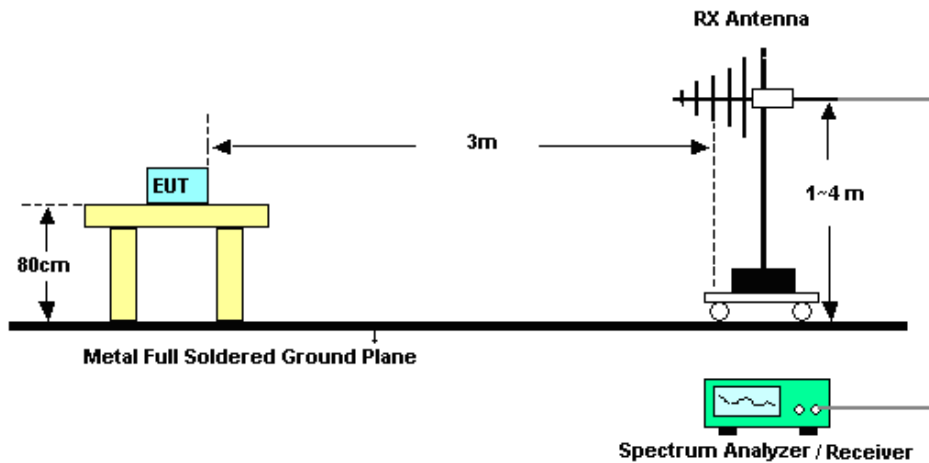
1. The testing follows FCC KDB 789033 D02 General UNII Test Procedures New Rules v02r01. Section G) Unwanted emissions measurement.
 - (1) Procedure for Unwanted Emissions Measurements Below 1000MHz
 - RBW = 120 kHz
 - VBW = 300 kHz
 - Detector = Peak
 - Trace mode = max hold
 - (2) Procedure for Peak Unwanted Emissions Measurements Above 1000 MHz
 - RBW = 1 MHz
 - VBW \geq 3 MHz
 - Detector = Peak
 - Sweep time = auto
 - Trace mode = max hold
 - (3) Procedures for Average Unwanted Emissions Measurements Above 1000MHz
 - RBW = 1 MHz
 - VBW = 10 Hz, when duty cycle is no less than 98 percent.
 - VBW \geq 1/T, when duty cycle is less than 98 percent where T is the minimum transmission duration over which the transmitter is on and is transmitting at its maximum power control level for the tested mode of operation.
2. The EUT was placed on a turntable with 0.8 meter for frequency below 1GHz and 1.5 meter for frequency above 1GHz respectively above ground.
3. The EUT was set 3 meters from the interference receiving antenna which was mounted on the top of a variable height antenna tower.
4. The antenna is a broadband antenna and its height is adjusted between one meter and four meters above ground to find the maximum value of the field strength for both horizontal polarization and vertical polarization of the antenna.
5. For each suspected emission, the EUT was arranged to its worst case and then adjust the antenna tower (from 1 m to 4 m) and turntable (from 0 degree to 360 degrees) to find the maximum reading.
6. For testing below 1GHz, if the emission level of the EUT in peak mode was 3 dB lower than the limit specified, then peak values of EUT will be reported, otherwise, the emissions will be repeated one by one using the CISPR quasi-peak method and reported.
7. For testing above 1GHz, the emission level of the EUT in peak mode was 20dB lower than peak limit (that means the emission level in average mode also complies with the limit in average mode), then peak values of EUT will be reported, otherwise, the emissions will be measured in average mode again and reported.

3.4.4 Test Setup

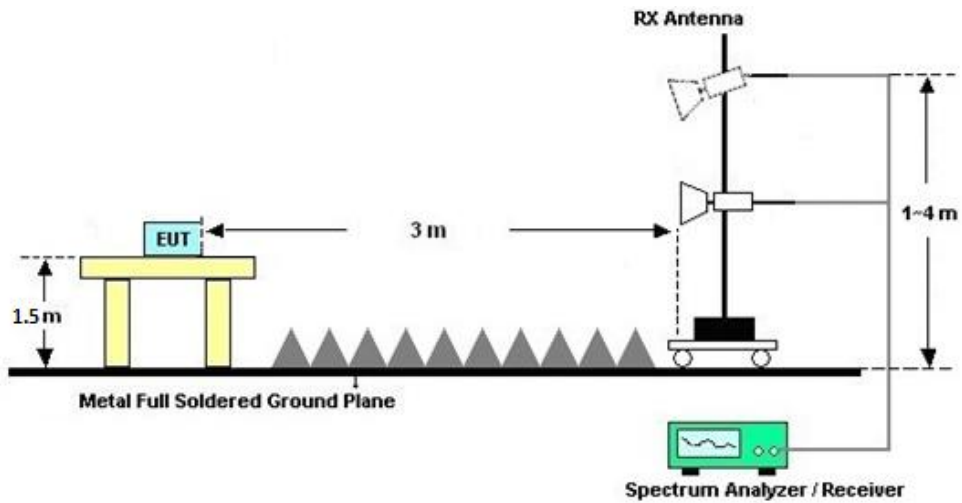
For radiated emissions below 30MHz



For radiated emissions from 30MHz to 1GHz



For radiated emissions above 1GHz



3.4.5 Test Results of Radiated Emissions (9 kHz ~ 30 MHz)

The low frequency, which started from 9 kHz to 30MHz, was pre-scanned and the result which was 20dB lower than the limit line was not reported.

There is a comparison data of both open-field test site and semi-Anechoic chamber, and the result came out very similar.

3.4.6 Test Result of Radiated Band Edges

Please refer to Appendix C&D.

3.4.7 Duty Cycle

Please refer to Appendix E.

3.4.8 Test Result of Unwanted Radiated Emission (30MHz ~ 10th Harmonic or 40GHz, whichever is lower)

Please refer to Appendix C&D.



3.5 AC Conducted Emission Measurement

3.5.1 Limit of AC Conducted Emission

For equipment that is designed to be connected to the public utility (AC) power line, the radio frequency voltage that is conducted back onto the AC power line on any frequency or frequencies within the band 150 kHz to 30 MHz shall not exceed the limits in the following table.

Frequency of emission (MHz)	Conducted limit (dBµV)	
	Quasi-peak	Average
0.15-0.5	66 to 56*	56 to 46*
0.5-5	56	46
5-30	60	50

*Decreases with the logarithm of the frequency.

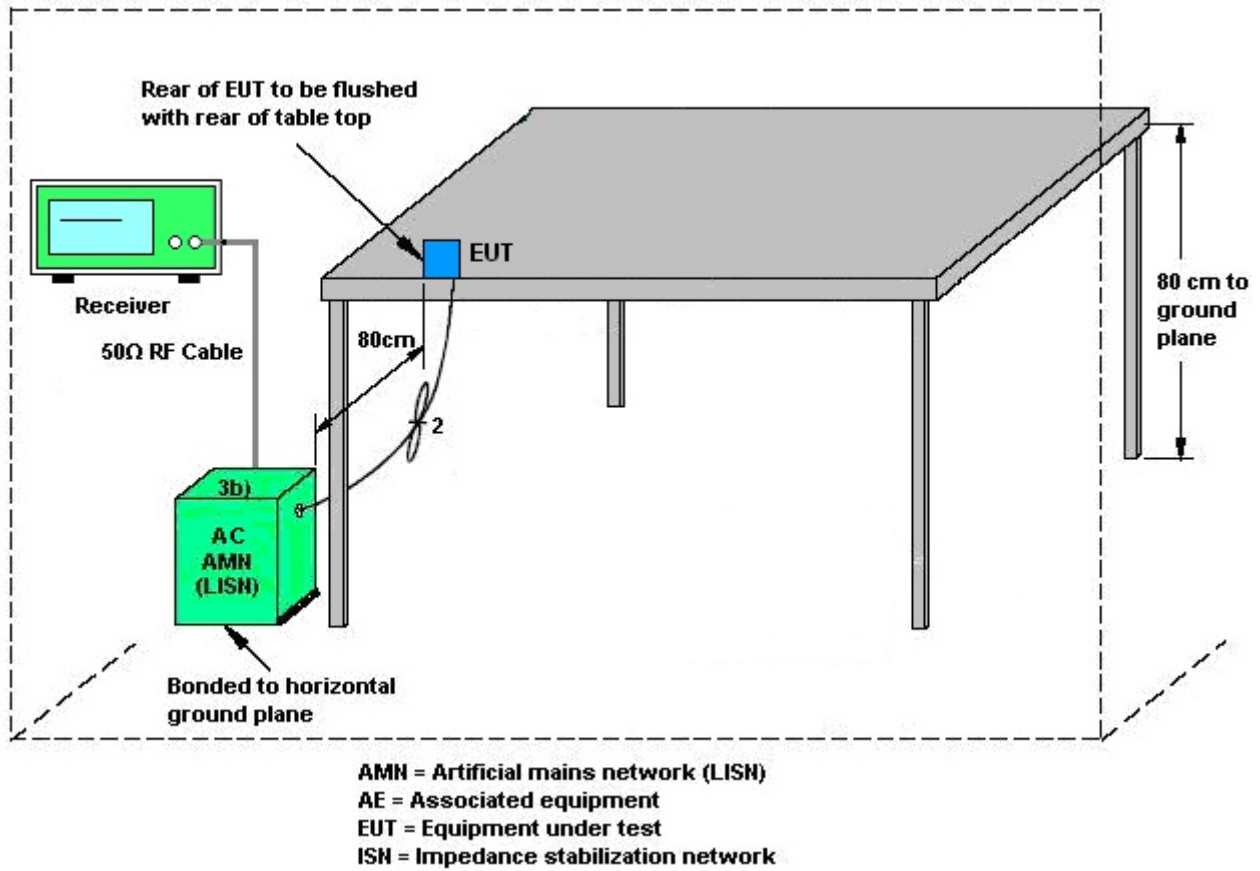
3.5.2 Measuring Instruments

The measuring equipment is listed in the section 4 of this test report.

3.5.3 Test Procedures

1. The EUT was placed 0.4 meter from the conducting wall of the shielding room was kept at least 80 centimeters from any other grounded conducting surface.
2. Connect EUT to the power mains through a line impedance stabilization network (LISN).
3. All the support units are connecting to the other LISN.
4. The LISN provides 50 ohm coupling impedance for the measuring instrument.
5. The FCC states that a 50 ohm, 50 microhenry LISN should be used.
6. Both sides of AC line were checked for maximum conducted interference.
7. The frequency range from 150 kHz to 30 MHz was searched.
8. Set the test-receiver system to Peak Detect Function and specified bandwidth with Maximum Hold Mode.

3.5.4 Test Setup



3.5.5 Test Result of AC Conducted Emission

Please refer to Appendix B.

3.6 Automatically Discontinue Transmission

3.6.1 Limit of Automatically Discontinue Transmission

The device shall automatically discontinue transmission in case of either absence of information to transmit or operational failure. These provisions are not intended to preclude the transmission of control or signaling information or the use of repetitive codes used by certain digital technologies to complete frame or burst intervals. Applicants shall include in their application for equipment authorization to describe how this requirement is met.

3.6.2 Measuring Instruments

The measuring equipment is listed in the section 4 of this test report.

3.6.3 Test Result of Automatically Discontinue Transmission

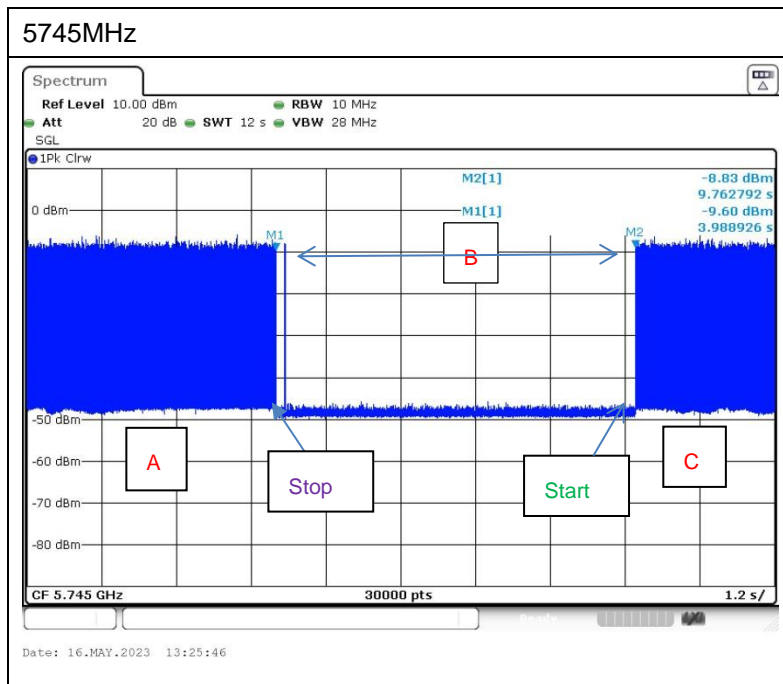
EUT is verified this characteristic during the function check of normal sample associated with an access point:

- A. Information start: make EUT supply information to the access point.
- B. Information stop: stop supplying information to the access point.

While the EUT is not transmitting any information, the EUT can automatically discontinue transmission and become standby mode for power saving.

- C. Information start: make EUT supply information to the access point again.

The EUT can detect the controlling signal of ACK message transmitting from remote device and verify whether it shall resend or discontinue transmission.



Note : The control / signaling information during the period B is precluded.



3.7 Antenna Requirements

3.7.1 Standard Applicable

If transmitting antenna directional gain is greater than 6 dBi, both the peak transmit power and the peak power spectral density shall be reduced by the amount in dB that the directional gain of the antenna exceeds 6 dBi.

3.7.2 Antenna Anti-Replacement Construction

An embedded-in antenna design is used.

3.7.3 Antenna Gain

The antenna peak gain of EUT is less than 6 dBi. Therefore, it is not necessary to reduce maximum peak output power limit.



4 List of Measuring Equipment

Instrument	Manufacturer	Model No.	Serial No.	Characteristics	Calibration Date	Test Date	Due Date	Remark
Spectrum Analyzer	R&S	FSV40	101078	10Hz~40GHz	Apr. 08, 2022	Feb. 22, 2023	Apr. 07, 2023	Conducted (TH01-SZ)
Pulse Power Sensor	Anritsu	MA2411B	1339473	30MHz~40GHz	Dec. 27, 2022	Feb. 22, 2023	Dec. 26, 2023	Conducted (TH01-SZ)
Power Meter	Anritsu	ML2495A	1542004	50MHz Bandwidth	Dec. 27, 2022	Feb. 22, 2023	Dec. 26, 2023	Conducted (TH01-SZ)
Attenuator	MICROWAV	EMVE2214-10	2	30MHz-26.5GHz	Feb. 22, 2023	Feb. 22, 2023	Feb. 22, 2024	Conducted (TH01-SZ)
EXA Spectrum Analyzer	KEYSIGHT	N9010A	MY55150213	10Hz~44GHz	Jul. 07, 2022	Feb. 16, 2023	Jul. 06, 2023	Radiation (03CH02-SZ)
Loop Antenna	R&S	HFH2-Z2	100354	9kHz~30MHz	Jul. 28, 2022	Feb. 16, 2023	Jul. 27, 2024	Radiation (03CH02-SZ)
Bilog Antenna	TeseQ	CBL6112D	35407	30MHz-2GHz	Sep. 28, 2021	Feb. 16, 2023	Sep. 27, 2023	Radiation (03CH02-SZ)
Double Ridge Horn Antenna	ETS-Lindgren	3117	00119436	1GHz~18GHz	Jul. 07, 2022	Feb. 16, 2023	Jul. 06, 2023	Radiation (03CH02-SZ)
HF Amplifier	MITEQ	TTA1840-35-HG	1871923	18GHz~40GHz	Jul. 07, 2022	Feb. 16, 2023	Jul. 06, 2023	Radiation (03CH02-SZ)
SHF-EHF Horn	com-power	AH-840	101071	18Ghz-40GHz	Apr. 09, 2022	Feb. 16, 2023	Apr. 08, 2023	Radiation (03CH02-SZ)
LF Amplifier	Burgeon	BPA-530	102211	0.01~3000Mhz	Oct. 19, 2022	Feb. 16, 2023	Oct. 18, 2023	Radiation (03CH02-SZ)
HF Amplifier	MITEQ	AMF-7D-0010 1800-30-10P-R	1943528	1GHz~18GHz	Oct. 19, 2022	Feb. 16, 2023	Oct. 18, 2023	Radiation (03CH02-SZ)
HF Amplifier	KEYSIGHT	83017A	MY53270105	0.5GHz~26.5Ghz	Oct. 19, 2022	Feb. 16, 2023	Oct. 18, 2023	Radiation (03CH02-SZ)
AC Power Source	Chroma	61601	616010003043	N/A	Nov. 10, 2022	Feb. 16, 2023	Nov. 10, 2023	Radiation (03CH02-SZ)
Turn Table	Chaintek	T-200	N/A	0~360 degree	NCR	Feb. 16, 2023	NCR	Radiation (03CH02-SZ)
Antenna Mast	Chaintek	MBS-400	N/A	1 m~4 m	NCR	Feb. 16, 2023	NCR	Radiation (03CH02-SZ)
EMI Receiver	R&S	ESR7	102297	9kHz~7GHz;	Jul. 06, 2022	Feb. 16, 2023	Jul. 05, 2023	Conduction (CO02-SZ)
AC LISN	R&S	ENV216	101499	9kHz~30MHz	Jul. 06, 2022	Feb. 16, 2023	Jul. 05, 2023	Conduction (CO02-SZ)
AC Power Source	CHROMA	61601	616010002470	100Vac~250Vac	Nov. 10, 2022	Feb. 16, 2023	Nov. 09, 2023	Conduction (CO02-SZ)
Signal Analyzer	R&S	FSV7	101473	10Hz~7GHz	Dec. 27, 2022	May 16, 2023	Dec. 26, 2023	Conducted (DFS01-SZ)

NCR: No Calibration Required



5 Uncertainty of Evaluation

The measurement uncertainties shown below were calculated in accordance with the requirements of ANSI 63.10-2013. All the measurement uncertainty value were shown with a coverage K=2 to indicate 95% level of confidence. The measurement data show herein meets or exceeds the CISPR measurement uncertainty values specified in CISPR 16-4-2 and can be compared directly to specified limit to determine compliance.

Uncertainty of Conducted Measurement

Test Item	Uncertainty
Conducted Power	±1.34 dB
Conducted Emissions	±1.34 dB
Occupied Channel Bandwidth	±0.13 %
Conducted Power Spectral Density	±1.32 dB

Uncertainty of Conducted Emission Measurement (150kHz ~ 30MHz)

Measuring Uncertainty for a Level of Confidence of 95% (U = 2Uc(y))	2.7dB
---	-------

Uncertainty of Radiated Emission Measurement (30 MHz ~ 1000 MHz)

Measuring Uncertainty for a Level of Confidence of 95% (U = 2Uc(y))	5.0dB
---	-------

Uncertainty of Radiated Emission Measurement (1000 MHz ~ 18000 MHz)

Measuring Uncertainty for a Level of Confidence of 95% (U = 2Uc(y))	5.1dB
---	-------

Uncertainty of Radiated Emission Measurement (18000 MHz ~ 40000 MHz)

Measuring Uncertainty for a Level of Confidence of 95% (U = 2Uc(y))	5.1dB
---	-------

----- THE END -----



Appendix A. Conducted Test Results

Appendix A. Test Result of Conducted Test Items

Test Engineer:	Chen Ran	Temperature:	21~25	°C
Test Date:	2023/2/22	Relative Humidity:	51~54	%

TEST RESULTS DATA
6dB and 26dB EBW and 99% OBW

UNII-3									
Mod.	Data Rate	NTX	CH.	Freq. (MHz)	99% Bandwidth (MHz)	26 dB Bandwidth (MHz)	6 dB Bandwidth (MHz)	6dB Bandwidth min. Limit (MHz)	Pass/Fail
11a	6M bps	1	149	5745	16.78	20.35	15.05	0.5	Pass
11a	6Mbps	1	157	5785	16.78	20.35	15.10	0.5	Pass
11a	6Mbps	1	165	5825	16.78	20.20	15.10	0.5	Pass
HT20	MCS 0	1	149	5745	17.68	20.65	15.15	0.5	Pass
HT20	MCS 0	1	157	5785	17.68	20.55	15.05	0.5	Pass
HT20	MCS 0	1	165	5825	17.68	20.50	15.10	0.5	Pass
HT40	MCS 0	1	151	5755	36.16	40.86	35.10	0.5	Pass
HT40	MCS 0	1	159	5795	36.16	40.95	35.10	0.5	Pass
VHT80	MCS 0	1	155	5775	75.40	81.76	75.20	0.5	Pass

TEST RESULTS DATA
Average Power Table

UNII-3											
Mod.	Data Rate	N _{TX}	CH.	Freq. (MHz)	Duty Factor (dB)	Average Conducted Power (dBm)	FCC Conducted Power Limit (dBm)	DG (dBi)		Pass/Fail	Setting
11a	6M bps	1	149	5745	0.18	16.58	30.00	4.00		Pass	17
11a	6Mbps	1	157	5785	0.18	16.60	30.00	4.00		Pass	17
11a	6Mbps	1	165	5825	0.18	16.19	30.00	4.00		Pass	17
HT20	MCS 0	1	149	5745	0.17	16.41	30.00	4.00		Pass	17
HT20	MCS 0	1	157	5785	0.17	16.35	30.00	4.00		Pass	17
HT20	MCS 0	1	165	5825	0.17	16.04	30.00	4.00		Pass	17
HT40	MCS 0	1	151	5755	0.34	15.50	30.00	4.00		Pass	16
HT40	MCS 0	1	159	5795	0.34	15.46	30.00	4.00		Pass	16
VHT20	MCS 0	1	149	5745	0.16	16.37	30.00	4.00		Pass	17
VHT20	MCS 0	1	157	5785	0.16	16.30	30.00	4.00		Pass	17
VHT20	MCS 0	1	165	5825	0.16	16.01	30.00	4.00		Pass	17
VHT40	MCS 0	1	151	5755	0.32	15.45	30.00	4.00		Pass	16
VHT40	MCS 0	1	159	5795	0.32	15.41	30.00	4.00		Pass	16
VHT80	MCS 0	1	155	5775	0.65	15.32	30.00	4.00		Pass	16

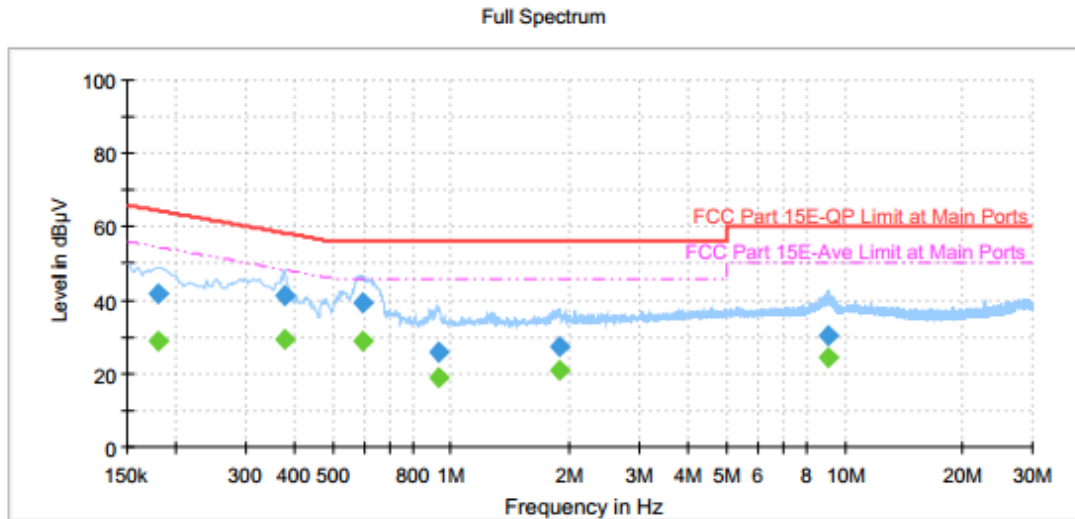
TEST RESULTS DATA
Power Spectral Density

UNII-3										
Mod.	Data Rate	NTX	CH.	Freq. (MHz)	Duty Factor (dB)	10log (500kHz /RBW) Factor (dB)	Average Power Density (dBm/500kHz)	Average PSD Limit (dBm/500kHz)	DG (dBi)	Pass/Fail
11a	6M bps	1	149	5745	0.18	2.22	3.58	30.00	4.00	Pass
11a	6Mbps	1	157	5785	0.18	2.22	3.45	30.00	4.00	Pass
11a	6Mbps	1	165	5825	0.18	2.22	2.75	30.00	4.00	Pass
HT20	MCS 0	1	149	5745	0.17	2.22	3.19	30.00	4.00	Pass
HT20	MCS 0	1	157	5785	0.17	2.22	3.26	30.00	4.00	Pass
HT20	MCS 0	1	165	5825	0.17	2.22	2.30	30.00	4.00	Pass
HT40	MCS 0	1	151	5755	0.34	2.22	-0.45	30.00	4.00	Pass
HT40	MCS 0	1	159	5795	0.34	2.22	-0.81	30.00	4.00	Pass
VHT80	MCS 0	1	155	5775	0.65	2.22	-3.10	30.00	4.00	Pass



Appendix B. AC Conducted Emission Test Results

Test Engineer :	TaoZhang	Temperature :	22~25°C
		Relative Humidity :	50~55%
Test Voltage :	120Vac / 60Hz	Phase :	Line
Remark :	All emissions not reported here are more than 10 dB below the prescribed limit.		

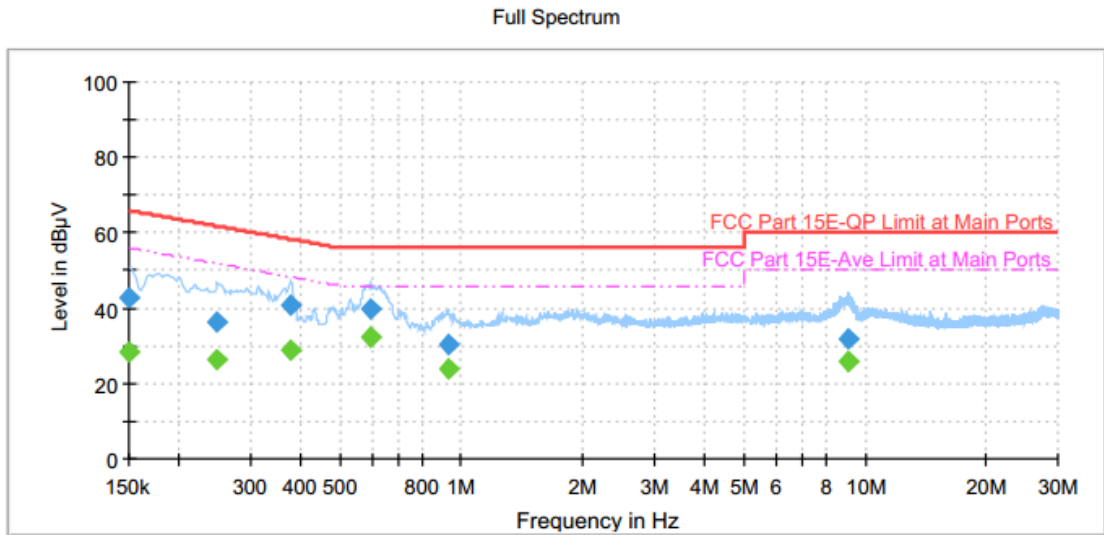


Final Result

Frequency (MHz)	QuasiPeak (dBµV)	CAverage (dBµV)	Limit (dBµV)	Margin (dB)	Line	Filter	Corr. (dB)
0.180420	41.79	---	64.47	22.67	L1	OFF	19.7
0.180420	---	29.04	54.47	25.43	L1	OFF	19.7
0.377160	41.38	---	58.34	16.96	L1	OFF	19.7
0.377160	---	29.35	48.34	18.99	L1	OFF	19.7
0.593250	39.52	---	56.00	16.48	L1	OFF	19.8
0.593250	---	28.95	46.00	17.05	L1	OFF	19.8
0.926250	25.98	---	56.00	30.02	L1	OFF	19.8
0.926250	---	19.12	46.00	26.88	L1	OFF	19.8
1.886910	27.21	---	56.00	28.79	L1	OFF	19.8
1.886910	---	20.68	46.00	25.32	L1	OFF	19.8
9.071250	30.13	---	60.00	29.87	L1	OFF	20.0
9.071250	---	24.47	50.00	25.53	L1	OFF	20.0



Test Engineer :	TaoZhang	Temperature :	22~25°C
		Relative Humidity :	50~55%
Test Voltage :	120Vac / 60Hz	Phase :	Neutral
Remark :	All emissions not reported here are more than 10 dB below the prescribed limit.		



Final Result

Frequency (MHz)	QuasiPeak (dBµV)	CAverage (dBµV)	Limit (dBµV)	Margin (dB)	Line	Filter	Corr. (dB)
0.150540	42.54	---	65.97	23.43	N	OFF	19.7
0.150540	---	28.55	55.97	27.42	N	OFF	19.7
0.248100	36.26	---	61.82	25.56	N	OFF	19.7
0.248100	---	26.49	51.82	25.34	N	OFF	19.7
0.376080	41.03	---	58.37	17.34	N	OFF	19.7
0.376080	---	28.89	48.37	19.48	N	OFF	19.7
0.597750	39.95	---	56.00	16.05	N	OFF	19.7
0.597750	---	32.43	46.00	13.57	N	OFF	19.7
0.925530	30.12	---	56.00	25.88	N	OFF	19.7
0.925530	---	23.70	46.00	22.30	N	OFF	19.7
9.109770	31.96	---	60.00	28.04	N	OFF	20.0
9.109770	---	25.64	50.00	24.36	N	OFF	20.0



Appendix C. Radiated Spurious Emission

Band 4 - 5725~5850MHz
WIFI 802.11a (Band Edge @ 3m)

WIFI Ant.	Note	Frequency	Level	Margin	Limit Line	Read Level	Antenna Factor	Path Loss	Preamp Factor	Ant Pos	Table Pos	Peak Avg.	Pol.
1		(MHz)	(dBμV/m)	(dB)	(dBμV/m)	(dBμV)	(dB/m)	(dB)	(dB)	(cm)	(deg)	(P/A)	(H/V)
802.11a CH 149 5745MHz		5645	51.97	-16.33	68.3	37.54	34.92	10.07	30.56	100	226	P	H
		5662	52.9	-24.29	77.19	38.43	34.95	10.09	30.57	100	226	P	H
		5717.6	59.33	-50.8	110.13	44.74	35.06	10.12	30.59	100	226	P	H
		5724.6	62.96	-58.33	121.29	48.37	35.06	10.12	30.59	100	226	P	H
	*	5745	107.19	-	-	92.56	35.09	10.14	30.6	100	226	P	H
	*	5745	100.88	-	-	86.25	35.09	10.14	30.6	100	226	A	H
		5618.2	52.5	-15.8	68.3	38.11	34.89	10.05	30.55	381	360	P	V
		5692.2	51.65	-47.82	99.47	37.14	35	10.09	30.58	381	360	P	V
		5719.4	54.28	-56.35	110.63	39.69	35.06	10.12	30.59	381	360	P	V
		5725	57.96	-64.24	122.2	43.37	35.06	10.12	30.59	381	360	P	V
	*	5745	102.78	-	-	88.15	35.09	10.14	30.6	381	360	P	V
	*	5745	95.88	-	-	81.25	35.09	10.14	30.6	381	360	A	V



WIFI Ant. 1	Note	Frequency (MHz)	Level (dBμV/m)	Margin (dB)	Limit Line (dBμV/m)	Read Level (dBμV)	Antenna Factor (dB/m)	Path Loss (dB)	Preamp Factor (dB)	Ant Pos (cm)	Table Pos (deg)	Peak Avg. (P/A)	Pol. (H/V)
802.11a CH 165 5825MHz	*	5825	106.21	-	-	91.43	35.22	10.19	30.63	100	249	P	H
	*	5825	99.04	-	-	84.26	35.22	10.19	30.63	100	249	A	H
		5850	57.4	-64.8	122.2	42.6	35.25	10.19	30.64	100	249	P	H
		5864	54.13	-54.15	108.28	39.28	35.28	10.21	30.64	100	249	P	H
		5884.4	53.29	-44.93	98.22	38.42	35.31	10.21	30.65	100	249	P	H
		5929.2	52.72	-15.58	68.3	37.76	35.39	10.24	30.67	100	249	P	H
	*	5825	102.82	-	-	88.04	35.22	10.19	30.63	390	360	P	V
	*	5825	96.03	-	-	81.25	35.22	10.19	30.63	390	360	A	V
		5852.2	52.42	-64.76	117.18	37.62	35.25	10.19	30.64	390	360	P	V
		5865	52.11	-55.89	108	37.26	35.28	10.21	30.64	390	360	P	V
		5920.4	52.17	-19.42	71.59	37.23	35.36	10.24	30.66	390	360	P	V
		5930.2	52.79	-15.51	68.3	37.83	35.39	10.24	30.67	390	360	P	V
Remark	<ol style="list-style-type: none"> No other spurious found. All results are PASS against Peak and Average limit line. 												



Band 4 5725~5850MHz

WIFI 802.11a (Harmonic @ 3m)

WIFI Ant. 1	Note	Frequency (MHz)	Level (dBμV/m)	Margin (dB)	Limit Line (dBμV/m)	Read Level (dBμV)	Antenna Factor (dB/m)	Path Loss (dB)	Preamp Factor (dB)	Ant Pos (cm)	Table Pos (deg)	Peak Avg. (P/A)	Pol. (H/V)
802.11a CH 149 5745MHz		11490	49.25	-24.75	74	54.88	38.58	13.7	57.91	-	-	P	H
		17235	51.67	-16.63	68.3	50.68	41.29	16.53	56.83	-	-	P	H
		11490	49.3	-24.7	74	54.93	38.58	13.7	57.91	-	-	P	V
		17235	51.89	-16.41	68.3	50.9	41.29	16.53	56.83	-	-	P	V
802.11a CH 157 5785MHz		11570	49.97	-24.03	74	55.5	38.68	13.7	57.91	-	-	P	H
		17355	50.79	-17.51	68.3	49.9	41.34	16.5	56.95	-	-	P	H
		11570	49.71	-24.29	74	55.24	38.68	13.7	57.91	-	-	P	V
		17355	50.42	-17.88	68.3	49.53	41.34	16.5	56.95	-	-	P	V
802.11a CH 165 5825MHz		11650	49.35	-24.65	74	54.82	38.77	13.69	57.93	-	-	P	H
		17475	50.32	-17.98	68.3	49.53	41.39	16.47	57.07	-	-	P	H
		11650	50.18	-23.82	74	55.65	38.77	13.69	57.93	-	-	P	V
		17475	50.23	-18.07	68.3	49.44	41.39	16.47	57.07	-	-	P	V
Remark	1. No other spurious found. 2. All results are PASS against Peak and Average limit line.												



Band 4 5725~5850MHz
WIFI 802.11n HT20 (Band Edge @ 3m)

Table with 14 columns: WIFI Ant. 1, Note, Frequency (MHz), Level (dBµV/m), Margin (dB), Limit Line (dBµV/m), Read Level (dBµV), Antenna Factor (dB/m), Path Loss (dB), Preamp Factor (dB), Ant Pos (cm), Table Pos (deg), Peak Avg. (P/A), Pol. (H/V). Rows include frequencies from 5641 to 5745 MHz with various test parameters.



WIFI Ant. 1	Note	Frequency (MHz)	Level (dBμV/m)	Margin (dB)	Limit Line (dBμV/m)	Read Level (dBμV)	Antenna Factor (dB/m)	Path Loss (dB)	Preamp Factor (dB)	Ant Pos (cm)	Table Pos (deg)	Peak Avg. (P/A)	Pol. (H/V)
802.11n HT20 CH 165 5825MHz	*	5825	106.14	-	-	91.36	35.22	10.19	30.63	100	248	P	H
	*	5825	98.42	-	-	83.64	35.22	10.19	30.63	100	248	A	H
		5852.8	57.36	-58.46	115.82	42.56	35.25	10.19	30.64	100	248	P	H
		5855.2	54.03	-56.71	110.74	39.2	35.28	10.19	30.64	100	248	P	H
		5900.4	53.09	-33.27	86.36	38.18	35.33	10.24	30.66	100	248	P	H
		5928.8	51.84	-16.46	68.3	36.88	35.39	10.24	30.67	100	248	P	H
	*	5825	102.28	-	-	87.5	35.22	10.19	30.63	347	356	P	V
	*	5825	95.41	-	-	80.63	35.22	10.19	30.63	347	356	A	V
		5850	54.05	-68.15	122.2	39.25	35.25	10.19	30.64	347	356	P	V
		5855.4	52.88	-57.81	110.69	38.05	35.28	10.19	30.64	347	356	P	V
		5909.8	51.93	-27.49	79.42	36.99	35.36	10.24	30.66	347	356	P	V
		5941.2	51.52	-16.78	68.3	36.51	35.42	10.26	30.67	347	356	P	V
Remark	1. No other spurious found. 2. All results are PASS against Peak and Average limit line.												



Band 4 5725~5850MHz
WIFI 802.11n HT20 (Harmonic @ 3m)

Table with 14 columns: WIFI Ant. 1, Note, Frequency (MHz), Level (dBµV/m), Margin (dB), Limit Line (dBµV/m), Read Level (dBµV), Antenna Factor (dB/m), Path Loss (dB), Preamp Factor (dB), Ant Pos (cm), Table Pos (deg), Peak Avg. (P/A), Pol. (H/V). Rows include test results for channels 149, 157, and 165 at 5745MHz and 5825MHz.



Band 4 5725~5850MHz
WIFI 802.11n HT40 (Band Edge @ 3m)

Table with 14 columns: WIFI Ant. 1, Note, Frequency (MHz), Level (dBµV/m), Margin (dB), Limit Line (dBµV/m), Read Level (dBµV), Antenna Factor (dB/m), Path Loss (dB), Preamp Factor (dB), Ant Pos (cm), Table Pos (deg), Peak Avg. (P/A), Pol. (H/V). Rows include frequencies from 5644.4 to 5935.6 MHz.



WIFI Ant. 1	Note	Frequency (MHz)	Level (dBμV/m)	Margin (dB)	Limit Line (dBμV/m)	Read Level (dBμV)	Antenna Factor (dB/m)	Path Loss (dB)	Preamp Factor (dB)	Ant Pos (cm)	Table Pos (deg)	Peak Avg. (P/A)	Pol. (H/V)
802.11n HT40 CH 159 5795MHz		5633.4	53.63	-14.67	68.3	39.19	34.92	10.07	30.55	100	229	P	H
		5689.2	53.21	-44.05	97.26	38.7	35	10.09	30.58	100	229	P	H
		5704.4	53.5	-52.93	106.43	38.93	35.03	10.12	30.58	100	229	P	H
		5724.8	51.99	-69.75	121.74	37.4	35.06	10.12	30.59	100	229	P	H
	*	5795	102.82	-	-	88.11	35.17	10.16	30.62	100	229	P	H
	*	5795	95.94	-	-	81.23	35.17	10.16	30.62	100	229	A	H
		5855	53.58	-57.22	110.8	38.75	35.28	10.19	30.64	100	229	P	H
		5855	53.58	-57.22	110.8	38.75	35.28	10.19	30.64	100	229	P	H
		5914.8	53.09	-22.63	75.72	38.15	35.36	10.24	30.66	100	229	P	H
		5928.8	52.26	-16.04	68.3	37.3	35.39	10.24	30.67	100	229	P	H
		5620.4	52.44	-15.86	68.3	38.05	34.89	10.05	30.55	372	360	P	V
		5679.8	52.72	-37.61	90.33	38.22	34.98	10.09	30.57	372	360	P	V
		5712.6	51.94	-56.79	108.73	37.37	35.03	10.12	30.58	372	360	P	V
		5724.6	50.66	-70.63	121.29	36.07	35.06	10.12	30.59	372	360	P	V
	*	5795	97.35	-	-	82.64	35.17	10.16	30.62	372	360	P	V
	*	5795	89.97	-	-	75.26	35.17	10.16	30.62	372	360	A	V
		5855	51.48	-59.32	110.8	36.65	35.28	10.19	30.64	372	360	P	V
		5864.4	52.86	-55.31	108.17	38.01	35.28	10.21	30.64	372	360	P	V
	5904.2	52.8	-30.75	83.55	37.89	35.33	10.24	30.66	372	360	P	V	
	5926.4	51.86	-16.44	68.3	36.9	35.39	10.24	30.67	372	360	P	V	
Remark	1. No other spurious found. 2. All results are PASS against Peak and Average limit line.												



Band 4 5725~5850MHz
WIFI 802.11n HT40 (Harmonic @ 3m)

Table with 14 columns: WIFI Ant. 1, Note, Frequency (MHz), Level (dBµV/m), Margin (dB), Limit Line (dBµV/m), Read Level (dBµV), Antenna Factor (dB/m), Path Loss (dB), Preamp Factor (dB), Ant Pos (cm), Table Pos (deg), Peak Avg. (P/A), Pol. (H/V). Rows include test results for 802.11n HT40 CH 151 and 5755MHz, and 802.11n HT40 CH 159 and 5795MHz. A Remark section at the bottom states: 1. No other spurious found. 2. All results are PASS against Peak and Average limit line.



Band 4 5725~5850MHz
WIFI 802.11ac VHT80 (Band Edge @ 3m)

WIFI Ant. 1	Note	Frequency (MHz)	Level (dBμV/m)	Margin (dB)	Limit Line (dBμV/m)	Read Level (dBμV)	Antenna Factor (dB/m)	Path Loss (dB)	Preamp Factor (dB)	Ant Pos (cm)	Table Pos (deg)	Peak Avg. (P/A)	Pol. (H/V)
802.11ac VHT80 CH 155 5775MHz		5649.6	53.17	-15.13	68.3	38.71	34.95	10.07	30.56	100	224	P	H
		5699.6	62.7	-42.21	104.91	48.16	35	10.12	30.58	100	224	P	H
		5706.6	67.07	-39.98	107.05	52.5	35.03	10.12	30.58	100	224	P	H
		5724.2	65.47	-54.91	120.38	50.88	35.06	10.12	30.59	100	224	P	H
	*	5775	99.15	-	-	84.48	35.14	10.14	30.61	100	224	P	H
	*	5775	92.27	-	-	77.6	35.14	10.14	30.61	100	224	A	H
		5851.2	54.44	-65.02	119.46	39.64	35.25	10.19	30.64	100	224	P	H
		5856	55.26	-55.26	110.52	40.41	35.28	10.21	30.64	100	224	P	H
		5883.2	52.81	-46.3	99.11	37.94	35.31	10.21	30.65	100	224	P	H
		5942.4	52.41	-15.89	68.3	37.4	35.42	10.26	30.67	100	224	P	H
		5632.6	52.7	-15.6	68.3	38.26	34.92	10.07	30.55	374	360	P	V
		5699.4	56.53	-48.23	104.76	42.02	35	10.09	30.58	374	360	P	V
		5712	57.71	-50.85	108.56	43.14	35.03	10.12	30.58	374	360	P	V
		5721	57.21	-55.87	113.08	42.62	35.06	10.12	30.59	374	360	P	V
	*	5775	94.83	-	-	80.16	35.14	10.14	30.61	374	360	P	V
	*	5775	88.18	-	-	73.51	35.14	10.14	30.61	374	360	A	V
		5851.4	52.92	-66.09	119.01	38.12	35.25	10.19	30.64	374	360	P	V
		5865.8	52.7	-55.07	107.77	37.85	35.28	10.21	30.64	374	360	P	V
	5910.6	52.83	-25.99	78.82	37.89	35.36	10.24	30.66	374	360	P	V	
	5931.6	52.51	-15.79	68.3	37.55	35.39	10.24	30.67	374	360	P	V	
Remark	1. No other spurious found. 2. All results are PASS against Peak and Average limit line.												



Band 4 5725~5850MHz

WIFI 802.11ac VHT80 (Harmonic @ 3m)

WIFI Ant. 1	Note	Frequency (MHz)	Level (dBμV/m)	Margin (dB)	Limit Line (dBμV/m)	Read Level (dBμV)	Antenna Factor (dB/m)	Path Loss (dB)	Preamp Factor (dB)	Ant Pos (cm)	Table Pos (deg)	Peak Avg. (P/A)	Pol. (H/V)
802.11ac		11550	50.01	-23.99	74	55.56	38.66	13.7	57.91	-	-	P	H
VHT80		17325	50.76	-17.54	68.3	49.85	41.33	16.5	56.92	-	-	P	H
CH 155		11550	49.84	-24.16	74	55.39	38.66	13.7	57.91	-	-	P	V
5775MHz		17325	51.08	-17.22	68.3	50.17	41.33	16.5	56.92	-	-	P	V
Remark	1. No other spurious found. 2. All results are PASS against Peak and Average limit line.												



Emission below 1GHz
WIFI 802.11n HT40 (LF @ 3m)

Table with 14 columns: WIFI, Note, Frequency, Level, Margin, Limit, Read, Antenna, Path, Preamp, Ant, Table, Peak, Pol. It contains 12 rows of test data for 802.11n HT40 LF and a Remark section at the bottom.



Note symbol

*	Fundamental Frequency which can be ignored. However, the level of any unwanted emissions shall not exceed the level of the fundamental frequency.
!	Test result is Margin line.
P/A	Peak or Average
H/V	Horizontal or Vertical



A calculation example for radiated spurious emission is shown as below:

WIFI	Note	Frequency	Level	Margin	Limit	Read	Antenna	Path	Preamp	Ant	Table	Peak	Pol.
Ant.		(MHz)	(dBμV/m)	(dB)	(dBμV/m)	(dBμV)	(dB/m)	(dB)	(dB)	(cm)	(deg)	(P/A)	(H/V)
2													
802.11b		2390	55.45	-18.55	74	54.51	32.22	4.58	35.86	103	308	P	H
CH 01													
2412MHz		2390	43.54	-10.46	54	42.6	32.22	4.58	35.86	103	308	A	H

1. Path Loss(dB) = Cable loss(dB) + Filter loss(dB) + Attenuator loss(dB)
2. Level(dBμV/m) = Antenna Factor(dB/m) + Path Loss(dB) + Read Level(dBμV) - Preamp Factor(dB)
3. Margin (dB) = Level(dBμV/m) – Limit Line(dBμV/m)

For Peak Limit @ 2390MHz:

1. Level(dBμV/m)
= Antenna Factor(dB/m) + Path Loss(dB) + Read Level(dBμV) - Preamp Factor(dB)
= 32.22(dB/m) + 4.58(dB) + 54.51(dBμV) – 35.86 (dB)
= 55.45 (dBμV/m)
2. Margin (dB)
= Level(dBμV/m) – Limit Line(dBμV/m)
= 55.45(dBμV/m) – 74(dBμV/m)
= -18.55(dB)

For Average Limit @ 2390MHz:

1. Level(dBμV/m)
= Antenna Factor(dB/m) + Path Loss(dB) + Read Level(dBμV) - Preamp Factor(dB)
= 32.22(dB/m) + 4.58(dB) + 42.6(dBμV) – 35.86 (dB)
= 43.54 (dBμV/m)
2. Margin (dB) = Level(dBμV/m) – Limit Line(dBμV/m)
= 43.54(dBμV/m) – 54(dBμV/m)
= -10.46(dB)

Both peak and average measured complies with the limit line, so test result is “PASS”.



Appendix D. Radiated Spurious Emission Plots

Band 4 - 5725~5850MHz WIFI 802.11a (Band Edge @ 3m)

WIFI	Band 4 5725~5850MHz Band Edge @ 3m																																																																																																										
ANT	802.11a CH149 5745MHz																																																																																																										
1	Horizontal	Fundamental																																																																																																									
Peak	<p>Site : 03CH02-SZ Condition : PEAK_BE@H_16.24 3m HF_ANT_3117_0107 HORIZONTAL Project : 2N0202-01 Mode : Mode 35 SN : #69 G0B2AK0130550029 Plane : X with Accessories EM power setting 17</p> <table border="1"> <thead> <tr> <th>Freq</th> <th>Level</th> <th>Over</th> <th>Limit</th> <th>ReadAntenna</th> <th>Cable</th> <th>Preamp</th> <th>A/Pos</th> <th>T/Pos</th> <th>Remark</th> </tr> <tr> <th>MHz</th> <th>dBuV/m</th> <th>dB</th> <th>dBuV/m</th> <th>dBuV</th> <th>dB/m</th> <th>dB</th> <th>dB</th> <th>cm</th> <th>deg</th> </tr> </thead> <tbody> <tr> <td>1</td> <td>5645.00</td> <td>51.97</td> <td>-16.33</td> <td>68.30</td> <td>37.54</td> <td>34.92</td> <td>18.87</td> <td>30.56</td> <td>100</td> <td>226 Peak</td> </tr> <tr> <td>2</td> <td>5662.00</td> <td>52.90</td> <td>-14.20</td> <td>77.10</td> <td>38.43</td> <td>34.95</td> <td>18.89</td> <td>30.57</td> <td>100</td> <td>226 Peak</td> </tr> <tr> <td>3</td> <td>5717.00</td> <td>59.33</td> <td>-8.80</td> <td>110.13</td> <td>44.74</td> <td>35.86</td> <td>18.11</td> <td>30.59</td> <td>100</td> <td>226 Peak</td> </tr> <tr> <td>4</td> <td>5745.00</td> <td>62.96</td> <td>-5.23</td> <td>121.29</td> <td>48.37</td> <td>35.46</td> <td>18.12</td> <td>30.59</td> <td>100</td> <td>226 Peak</td> </tr> </tbody> </table>	Freq	Level	Over	Limit	ReadAntenna	Cable	Preamp	A/Pos	T/Pos	Remark	MHz	dBuV/m	dB	dBuV/m	dBuV	dB/m	dB	dB	cm	deg	1	5645.00	51.97	-16.33	68.30	37.54	34.92	18.87	30.56	100	226 Peak	2	5662.00	52.90	-14.20	77.10	38.43	34.95	18.89	30.57	100	226 Peak	3	5717.00	59.33	-8.80	110.13	44.74	35.86	18.11	30.59	100	226 Peak	4	5745.00	62.96	-5.23	121.29	48.37	35.46	18.12	30.59	100	226 Peak	<p>Site : 03CH02-SZ Condition : FUND_16.427 3m HF_ANT_3117_0107 HORIZONTAL Project : 2N0202-01 Mode : Mode 35 SN : #69 G0B2AK0130550029 Plane : X with Accessories EM power setting 17</p> <table border="1"> <thead> <tr> <th>Freq</th> <th>Level</th> <th>Over</th> <th>Limit</th> <th>ReadAntenna</th> <th>Cable</th> <th>Preamp</th> <th>A/Pos</th> <th>T/Pos</th> <th>Remark</th> </tr> <tr> <th>MHz</th> <th>dBuV/m</th> <th>dB</th> <th>dBuV/m</th> <th>dBuV</th> <th>dB/m</th> <th>dB</th> <th>dB</th> <th>cm</th> <th>deg</th> </tr> </thead> <tbody> <tr> <td>1</td> <td>5745.00</td> <td>167.19</td> <td>38.89</td> <td>68.30</td> <td>92.56</td> <td>35.80</td> <td>16.14</td> <td>30.68</td> <td>100</td> <td>226 Peak</td> </tr> <tr> <td>2</td> <td>5745.00</td> <td>100.00</td> <td>.....</td> <td>60.25</td> <td>35.80</td> <td>16.14</td> <td>30.68</td> <td>100</td> <td>226 Average</td> </tr> </tbody> </table>	Freq	Level	Over	Limit	ReadAntenna	Cable	Preamp	A/Pos	T/Pos	Remark	MHz	dBuV/m	dB	dBuV/m	dBuV	dB/m	dB	dB	cm	deg	1	5745.00	167.19	38.89	68.30	92.56	35.80	16.14	30.68	100	226 Peak	2	5745.00	100.00	60.25	35.80	16.14	30.68	100	226 Average
	Freq	Level	Over	Limit	ReadAntenna	Cable	Preamp	A/Pos	T/Pos	Remark																																																																																																	
MHz	dBuV/m	dB	dBuV/m	dBuV	dB/m	dB	dB	cm	deg																																																																																																		
1	5645.00	51.97	-16.33	68.30	37.54	34.92	18.87	30.56	100	226 Peak																																																																																																	
2	5662.00	52.90	-14.20	77.10	38.43	34.95	18.89	30.57	100	226 Peak																																																																																																	
3	5717.00	59.33	-8.80	110.13	44.74	35.86	18.11	30.59	100	226 Peak																																																																																																	
4	5745.00	62.96	-5.23	121.29	48.37	35.46	18.12	30.59	100	226 Peak																																																																																																	
Freq	Level	Over	Limit	ReadAntenna	Cable	Preamp	A/Pos	T/Pos	Remark																																																																																																		
MHz	dBuV/m	dB	dBuV/m	dBuV	dB/m	dB	dB	cm	deg																																																																																																		
1	5745.00	167.19	38.89	68.30	92.56	35.80	16.14	30.68	100	226 Peak																																																																																																	
2	5745.00	100.00	60.25	35.80	16.14	30.68	100	226 Average																																																																																																		



WIFI	Band 4 5725~5850MHz Band Edge @ 3m																																																																																																															
ANT	802.11a CH149 5745MHz																																																																																																															
1	Vertical	Fundamental																																																																																																														
Peak	<p>Site : 01CH02-SZ Condition : PEAK_BE(B4)_16-24 3m HF_ANT_3117_0107 VERTICAL Project : 280202-01 Mode : Mode 35 SN : #69 GIBZK013050029 Plane : X with Accessories GM power setting 17</p> <table border="1"> <thead> <tr> <th>Peak</th> <th>Freq</th> <th>Level</th> <th>Over</th> <th>Limit</th> <th>ReadAntenna</th> <th>Cable</th> <th>Preamp</th> <th>A/Pos</th> <th>T/Pos</th> <th>Remark</th> </tr> <tr> <th></th> <th>MHz</th> <th>dBuV/m</th> <th>dB</th> <th>dBuV/m</th> <th>dBuV/m</th> <th>dB</th> <th>dB</th> <th>cm</th> <th>deg</th> <th></th> </tr> </thead> <tbody> <tr> <td>1</td> <td>5688.28</td> <td>52.98</td> <td>-15.88</td> <td>68.38</td> <td>38.11</td> <td>34.89</td> <td>18.85</td> <td>38.55</td> <td>381</td> <td>368 Peak</td> </tr> <tr> <td>2</td> <td>5692.38</td> <td>51.85</td> <td>-17.82</td> <td>65.47</td> <td>37.14</td> <td>35.88</td> <td>18.85</td> <td>38.58</td> <td>381</td> <td>368 Peak</td> </tr> <tr> <td>3</td> <td>5719.48</td> <td>54.28</td> <td>-16.25</td> <td>119.83</td> <td>39.69</td> <td>35.88</td> <td>18.12</td> <td>38.59</td> <td>381</td> <td>368 Peak</td> </tr> <tr> <td>4</td> <td>5725.88</td> <td>57.96</td> <td>-14.24</td> <td>122.18</td> <td>43.37</td> <td>35.88</td> <td>18.12</td> <td>38.59</td> <td>381</td> <td>368 Peak</td> </tr> </tbody> </table>	Peak	Freq	Level	Over	Limit	ReadAntenna	Cable	Preamp	A/Pos	T/Pos	Remark		MHz	dBuV/m	dB	dBuV/m	dBuV/m	dB	dB	cm	deg		1	5688.28	52.98	-15.88	68.38	38.11	34.89	18.85	38.55	381	368 Peak	2	5692.38	51.85	-17.82	65.47	37.14	35.88	18.85	38.58	381	368 Peak	3	5719.48	54.28	-16.25	119.83	39.69	35.88	18.12	38.59	381	368 Peak	4	5725.88	57.96	-14.24	122.18	43.37	35.88	18.12	38.59	381	368 Peak	<p>Site : 01CH02-SZ Condition : PART 15.407 3m HF_ANT_3117_0107 VERTICAL Project : 280202-01 Mode : Mode 35 SN : #69 GIBZK013050029 Plane : X with Accessories GM power setting 17</p> <table border="1"> <thead> <tr> <th>Peak</th> <th>Freq</th> <th>Level</th> <th>Over</th> <th>Limit</th> <th>ReadAntenna</th> <th>Cable</th> <th>Preamp</th> <th>A/Pos</th> <th>T/Pos</th> <th>Remark</th> </tr> <tr> <th></th> <th>MHz</th> <th>dBuV/m</th> <th>dB</th> <th>dBuV/m</th> <th>dBuV/m</th> <th>dB</th> <th>dB</th> <th>cm</th> <th>deg</th> <th></th> </tr> </thead> <tbody> <tr> <td>1</td> <td>5745.08</td> <td>140.78</td> <td>34.48</td> <td>68.38</td> <td>88.15</td> <td>35.88</td> <td>18.14</td> <td>38.68</td> <td>381</td> <td>368 Peak</td> </tr> <tr> <td>2</td> <td>5745.08</td> <td>135.88</td> <td>.....</td> <td>81.25</td> <td>35.88</td> <td>18.14</td> <td>38.68</td> <td>381</td> <td>368</td> <td>Average</td> </tr> </tbody> </table>	Peak	Freq	Level	Over	Limit	ReadAntenna	Cable	Preamp	A/Pos	T/Pos	Remark		MHz	dBuV/m	dB	dBuV/m	dBuV/m	dB	dB	cm	deg		1	5745.08	140.78	34.48	68.38	88.15	35.88	18.14	38.68	381	368 Peak	2	5745.08	135.88	81.25	35.88	18.14	38.68	381	368	Average
	Peak	Freq	Level	Over	Limit	ReadAntenna	Cable	Preamp	A/Pos	T/Pos	Remark																																																																																																					
	MHz	dBuV/m	dB	dBuV/m	dBuV/m	dB	dB	cm	deg																																																																																																							
1	5688.28	52.98	-15.88	68.38	38.11	34.89	18.85	38.55	381	368 Peak																																																																																																						
2	5692.38	51.85	-17.82	65.47	37.14	35.88	18.85	38.58	381	368 Peak																																																																																																						
3	5719.48	54.28	-16.25	119.83	39.69	35.88	18.12	38.59	381	368 Peak																																																																																																						
4	5725.88	57.96	-14.24	122.18	43.37	35.88	18.12	38.59	381	368 Peak																																																																																																						
Peak	Freq	Level	Over	Limit	ReadAntenna	Cable	Preamp	A/Pos	T/Pos	Remark																																																																																																						
	MHz	dBuV/m	dB	dBuV/m	dBuV/m	dB	dB	cm	deg																																																																																																							
1	5745.08	140.78	34.48	68.38	88.15	35.88	18.14	38.68	381	368 Peak																																																																																																						
2	5745.08	135.88	81.25	35.88	18.14	38.68	381	368	Average																																																																																																						



WIFI	Band 4 5725~5850MHz Band Edge @ 3m																																																																																																										
ANT	802.11a CH165 5825MHz																																																																																																										
1	Horizontal	Fundamental																																																																																																									
Peak	<p>Date: 2 Date: 2023-02-16</p> <p>Site : 03CH02-SZ Condition : PEAK_BE(B4)_16-24 3m HF_ANT_3117_0107 HORIZONTAL Project : 280202-01 Mode : Mode 37 SN : #69 GIBZK013050029 Plane : X with Accessories GM power setting 17</p> <table border="1"> <thead> <tr> <th>Freq</th> <th>Level</th> <th>Over</th> <th>Limit</th> <th>ReadAntenna</th> <th>Cable</th> <th>Preamp</th> <th>A/Pos</th> <th>T/Pos</th> <th>Remark</th> </tr> <tr> <th>MHz</th> <th>dBuV/m</th> <th>dB</th> <th>dBuV/m</th> <th>dBuV</th> <th>dB/m</th> <th>dB</th> <th>dB</th> <th>cm</th> <th>deg</th> </tr> </thead> <tbody> <tr> <td>1</td> <td>5899.00</td> <td>57.40</td> <td>-64.00</td> <td>122.20</td> <td>42.68</td> <td>35.25</td> <td>10.19</td> <td>30.64</td> <td>100</td> <td>249 Peak</td> </tr> <tr> <td>2</td> <td>5866.00</td> <td>54.13</td> <td>-64.15</td> <td>108.22</td> <td>39.28</td> <td>35.28</td> <td>10.23</td> <td>30.64</td> <td>100</td> <td>249 Peak</td> </tr> <tr> <td>3</td> <td>5884.00</td> <td>53.29</td> <td>-64.93</td> <td>96.22</td> <td>38.42</td> <td>35.31</td> <td>10.21</td> <td>30.65</td> <td>100</td> <td>249 Peak</td> </tr> <tr> <td>4</td> <td>5922.00</td> <td>51.71</td> <td>-65.50</td> <td>60.20</td> <td>37.76</td> <td>35.29</td> <td>10.24</td> <td>30.67</td> <td>100</td> <td>249 Peak</td> </tr> </tbody> </table>	Freq	Level	Over	Limit	ReadAntenna	Cable	Preamp	A/Pos	T/Pos	Remark	MHz	dBuV/m	dB	dBuV/m	dBuV	dB/m	dB	dB	cm	deg	1	5899.00	57.40	-64.00	122.20	42.68	35.25	10.19	30.64	100	249 Peak	2	5866.00	54.13	-64.15	108.22	39.28	35.28	10.23	30.64	100	249 Peak	3	5884.00	53.29	-64.93	96.22	38.42	35.31	10.21	30.65	100	249 Peak	4	5922.00	51.71	-65.50	60.20	37.76	35.29	10.24	30.67	100	249 Peak	<p>Date: 1 Date: 2023-02-16</p> <p>Site : 03CH02-SZ Condition : PEAK_15.407 3m HF_ANT_3117_0107 HORIZONTAL Project : 280202-01 Mode : Mode 37 SN : #69 GIBZK013050029 Plane : X with Accessories GM power setting 17</p> <table border="1"> <thead> <tr> <th>Freq</th> <th>Level</th> <th>Over</th> <th>Limit</th> <th>ReadAntenna</th> <th>Cable</th> <th>Preamp</th> <th>A/Pos</th> <th>T/Pos</th> <th>Remark</th> </tr> <tr> <th>MHz</th> <th>dBuV/m</th> <th>dB</th> <th>dBuV/m</th> <th>dBuV</th> <th>dB/m</th> <th>dB</th> <th>dB</th> <th>cm</th> <th>deg</th> </tr> </thead> <tbody> <tr> <td>1</td> <td>5825.00</td> <td>100.21</td> <td>37.91</td> <td>68.30</td> <td>91.43</td> <td>35.22</td> <td>10.19</td> <td>30.63</td> <td>100</td> <td>249 Peak</td> </tr> <tr> <td>2</td> <td>5825.00</td> <td>109.00</td> <td>.....</td> <td>64.25</td> <td>35.22</td> <td>10.19</td> <td>30.63</td> <td>100</td> <td>249 Average</td> </tr> </tbody> </table>	Freq	Level	Over	Limit	ReadAntenna	Cable	Preamp	A/Pos	T/Pos	Remark	MHz	dBuV/m	dB	dBuV/m	dBuV	dB/m	dB	dB	cm	deg	1	5825.00	100.21	37.91	68.30	91.43	35.22	10.19	30.63	100	249 Peak	2	5825.00	109.00	64.25	35.22	10.19	30.63	100	249 Average
	Freq	Level	Over	Limit	ReadAntenna	Cable	Preamp	A/Pos	T/Pos	Remark																																																																																																	
MHz	dBuV/m	dB	dBuV/m	dBuV	dB/m	dB	dB	cm	deg																																																																																																		
1	5899.00	57.40	-64.00	122.20	42.68	35.25	10.19	30.64	100	249 Peak																																																																																																	
2	5866.00	54.13	-64.15	108.22	39.28	35.28	10.23	30.64	100	249 Peak																																																																																																	
3	5884.00	53.29	-64.93	96.22	38.42	35.31	10.21	30.65	100	249 Peak																																																																																																	
4	5922.00	51.71	-65.50	60.20	37.76	35.29	10.24	30.67	100	249 Peak																																																																																																	
Freq	Level	Over	Limit	ReadAntenna	Cable	Preamp	A/Pos	T/Pos	Remark																																																																																																		
MHz	dBuV/m	dB	dBuV/m	dBuV	dB/m	dB	dB	cm	deg																																																																																																		
1	5825.00	100.21	37.91	68.30	91.43	35.22	10.19	30.63	100	249 Peak																																																																																																	
2	5825.00	109.00	64.25	35.22	10.19	30.63	100	249 Average																																																																																																		



WIFI	Band 4 5725~5850MHz Band Edge @ 3m																																																																																																															
ANT	802.11a CH165 5825MHz																																																																																																															
1	Vertical	Fundamental																																																																																																														
Peak	<p>Date: 4 Level (dBuV/m)</p> <p>Date: 2023-02-16</p> <p>Site : 03CH02-SZ Condition : PEAK_BE(B4)_16-24 3m HF_ANT_3117_0107 VERTICAL Project : 290202-01 Mode : 37 SN : #69 GREGK013050029 Plane : X with Accessories EM power setting 17</p> <table border="1"> <thead> <tr> <th>Peak</th> <th>Freq</th> <th>Level</th> <th>Over</th> <th>Limit</th> <th>ReadAntenna</th> <th>Cable</th> <th>Preamp</th> <th>A/Pos</th> <th>T/Pos</th> <th>Remark</th> </tr> <tr> <th></th> <th>MHz</th> <th>dBuV/m</th> <th>dB</th> <th>dBuV/m</th> <th>dBuV</th> <th>dB/m</th> <th>dB</th> <th>cm</th> <th>deg</th> <th></th> </tr> </thead> <tbody> <tr> <td>1</td> <td>5825.28</td> <td>52.42</td> <td>-64.76</td> <td>117.18</td> <td>37.62</td> <td>35.25</td> <td>18.19</td> <td>38.64</td> <td>398</td> <td>368 Peak</td> </tr> <tr> <td>2</td> <td>5825.88</td> <td>52.11</td> <td>-65.08</td> <td>188.88</td> <td>37.02</td> <td>35.28</td> <td>18.23</td> <td>38.64</td> <td>398</td> <td>368 Peak</td> </tr> <tr> <td>3</td> <td>5928.48</td> <td>52.17</td> <td>-65.42</td> <td>71.59</td> <td>37.23</td> <td>35.36</td> <td>18.24</td> <td>38.66</td> <td>398</td> <td>368 Peak</td> </tr> <tr> <td>4</td> <td>5928.28</td> <td>52.19</td> <td>-65.51</td> <td>60.28</td> <td>37.83</td> <td>35.39</td> <td>18.24</td> <td>38.67</td> <td>398</td> <td>368 Peak</td> </tr> </tbody> </table>	Peak	Freq	Level	Over	Limit	ReadAntenna	Cable	Preamp	A/Pos	T/Pos	Remark		MHz	dBuV/m	dB	dBuV/m	dBuV	dB/m	dB	cm	deg		1	5825.28	52.42	-64.76	117.18	37.62	35.25	18.19	38.64	398	368 Peak	2	5825.88	52.11	-65.08	188.88	37.02	35.28	18.23	38.64	398	368 Peak	3	5928.48	52.17	-65.42	71.59	37.23	35.36	18.24	38.66	398	368 Peak	4	5928.28	52.19	-65.51	60.28	37.83	35.39	18.24	38.67	398	368 Peak	<p>Date: 3 Level (dBuV/m)</p> <p>Date: 2023-02-16</p> <p>Site : x8e Condition : PART 15.407 3m HF_ANT_3117_0107 VERTICAL Project : 290202-01 Mode : 37 SN : #69 GREGK013050029 Plane : X with Accessories EM power setting 17</p> <table border="1"> <thead> <tr> <th>Peak</th> <th>Freq</th> <th>Level</th> <th>Over</th> <th>Limit</th> <th>ReadAntenna</th> <th>Cable</th> <th>Preamp</th> <th>A/Pos</th> <th>T/Pos</th> <th>Remark</th> </tr> <tr> <th></th> <th>MHz</th> <th>dBuV/m</th> <th>dB</th> <th>dBuV/m</th> <th>dBuV</th> <th>dB/m</th> <th>dB</th> <th>cm</th> <th>deg</th> <th></th> </tr> </thead> <tbody> <tr> <td>1</td> <td>5825.08</td> <td>140.82</td> <td>34.52</td> <td>68.38</td> <td>88.84</td> <td>35.22</td> <td>18.19</td> <td>38.63</td> <td>398</td> <td>368 Peak</td> </tr> <tr> <td>2</td> <td>5825.08</td> <td>136.85</td> <td>.....</td> <td>81.25</td> <td>35.22</td> <td>18.19</td> <td>38.63</td> <td>398</td> <td>368</td> <td>Average</td> </tr> </tbody> </table>	Peak	Freq	Level	Over	Limit	ReadAntenna	Cable	Preamp	A/Pos	T/Pos	Remark		MHz	dBuV/m	dB	dBuV/m	dBuV	dB/m	dB	cm	deg		1	5825.08	140.82	34.52	68.38	88.84	35.22	18.19	38.63	398	368 Peak	2	5825.08	136.85	81.25	35.22	18.19	38.63	398	368	Average
	Peak	Freq	Level	Over	Limit	ReadAntenna	Cable	Preamp	A/Pos	T/Pos	Remark																																																																																																					
	MHz	dBuV/m	dB	dBuV/m	dBuV	dB/m	dB	cm	deg																																																																																																							
1	5825.28	52.42	-64.76	117.18	37.62	35.25	18.19	38.64	398	368 Peak																																																																																																						
2	5825.88	52.11	-65.08	188.88	37.02	35.28	18.23	38.64	398	368 Peak																																																																																																						
3	5928.48	52.17	-65.42	71.59	37.23	35.36	18.24	38.66	398	368 Peak																																																																																																						
4	5928.28	52.19	-65.51	60.28	37.83	35.39	18.24	38.67	398	368 Peak																																																																																																						
Peak	Freq	Level	Over	Limit	ReadAntenna	Cable	Preamp	A/Pos	T/Pos	Remark																																																																																																						
	MHz	dBuV/m	dB	dBuV/m	dBuV	dB/m	dB	cm	deg																																																																																																							
1	5825.08	140.82	34.52	68.38	88.84	35.22	18.19	38.63	398	368 Peak																																																																																																						
2	5825.08	136.85	81.25	35.22	18.19	38.63	398	368	Average																																																																																																						



Band 4 5725~5850MHz
WIFI 802.11n HT20 (Band Edge @ 3m)

WIFI	Band 4 5725~5850MHz Band Edge @ 3m																																																																																																																													
ANT	802.11n HT20 CH149 5745MHz																																																																																																																													
1	Horizontal	Fundamental																																																																																																																												
Peak	<p> Date: 1 Date: 2023-02-16 Peak: PE (5745.16-22) </p> <table border="1"> <thead> <tr> <th>Site</th> <th>Condition</th> <th>Project</th> <th>Mode</th> <th>SN</th> <th>Plane</th> </tr> </thead> <tbody> <tr> <td>03CH02-SZ</td> <td>FR2N0202-011</td> <td>2N0202-01</td> <td>Mode 30</td> <td>#69 G8B2AK0130550029</td> <td>X with Accessories</td> </tr> </tbody> </table> <table border="1"> <thead> <tr> <th>Freq</th> <th>Level</th> <th>Over</th> <th>Limit</th> <th>ReadAntenna</th> <th>Cable</th> <th>Preamp</th> <th>A/Pos</th> <th>T/Pos</th> <th>Remark</th> </tr> <tr> <th>MHz</th> <th>dBuV/m</th> <th>dB</th> <th>dBuV/m</th> <th>dBuV</th> <th>dB/m</th> <th>dB</th> <th>cm</th> <th>deg</th> <th></th> </tr> </thead> <tbody> <tr> <td>5641.00</td> <td>51.32</td> <td>-16.98</td> <td>68.30</td> <td>36.89</td> <td>34.92</td> <td>18.87</td> <td>30.56</td> <td>100</td> <td>249 Peak</td> </tr> <tr> <td>5669.00</td> <td>52.68</td> <td>-30.12</td> <td>82.80</td> <td>38.18</td> <td>34.90</td> <td>18.89</td> <td>30.57</td> <td>100</td> <td>249 Peak</td> </tr> <tr> <td>5735.00</td> <td>56.59</td> <td>-51.28</td> <td>109.85</td> <td>44.83</td> <td>35.83</td> <td>18.12</td> <td>30.59</td> <td>100</td> <td>249 Peak</td> </tr> <tr> <td>5745.00</td> <td>62.82</td> <td>-58.47</td> <td>121.29</td> <td>48.23</td> <td>35.86</td> <td>18.12</td> <td>30.59</td> <td>100</td> <td>249 Peak</td> </tr> </tbody> </table>	Site	Condition	Project	Mode	SN	Plane	03CH02-SZ	FR2N0202-011	2N0202-01	Mode 30	#69 G8B2AK0130550029	X with Accessories	Freq	Level	Over	Limit	ReadAntenna	Cable	Preamp	A/Pos	T/Pos	Remark	MHz	dBuV/m	dB	dBuV/m	dBuV	dB/m	dB	cm	deg		5641.00	51.32	-16.98	68.30	36.89	34.92	18.87	30.56	100	249 Peak	5669.00	52.68	-30.12	82.80	38.18	34.90	18.89	30.57	100	249 Peak	5735.00	56.59	-51.28	109.85	44.83	35.83	18.12	30.59	100	249 Peak	5745.00	62.82	-58.47	121.29	48.23	35.86	18.12	30.59	100	249 Peak	<p> Date: 2 Date: 2023-02-16 Peak: PRBT 15.407 </p> <table border="1"> <thead> <tr> <th>Site</th> <th>Condition</th> <th>Project</th> <th>Mode</th> <th>SN</th> <th>Plane</th> </tr> </thead> <tbody> <tr> <td>03CH02-SZ</td> <td>FR2N0202-011</td> <td>2N0202-01</td> <td>Mode 30</td> <td>#69 G8B2AK0130550029</td> <td>X with Accessories</td> </tr> </tbody> </table> <table border="1"> <thead> <tr> <th>Freq</th> <th>Level</th> <th>Over</th> <th>Limit</th> <th>ReadAntenna</th> <th>Cable</th> <th>Preamp</th> <th>A/Pos</th> <th>T/Pos</th> <th>Remark</th> </tr> <tr> <th>MHz</th> <th>dBuV/m</th> <th>dB</th> <th>dBuV/m</th> <th>dBuV</th> <th>dB/m</th> <th>dB</th> <th>cm</th> <th>deg</th> <th></th> </tr> </thead> <tbody> <tr> <td>5745.00</td> <td>187.83</td> <td>38.73</td> <td>68.30</td> <td>92.40</td> <td>35.89</td> <td>18.14</td> <td>30.60</td> <td>100</td> <td>249 Peak</td> </tr> <tr> <td>5745.00</td> <td>99.88</td> <td>-</td> <td>-</td> <td>85.25</td> <td>35.89</td> <td>18.14</td> <td>30.60</td> <td>100</td> <td>249 Average</td> </tr> </tbody> </table>	Site	Condition	Project	Mode	SN	Plane	03CH02-SZ	FR2N0202-011	2N0202-01	Mode 30	#69 G8B2AK0130550029	X with Accessories	Freq	Level	Over	Limit	ReadAntenna	Cable	Preamp	A/Pos	T/Pos	Remark	MHz	dBuV/m	dB	dBuV/m	dBuV	dB/m	dB	cm	deg		5745.00	187.83	38.73	68.30	92.40	35.89	18.14	30.60	100	249 Peak	5745.00	99.88	-	-	85.25	35.89	18.14	30.60	100	249 Average
Site	Condition	Project	Mode	SN	Plane																																																																																																																									
03CH02-SZ	FR2N0202-011	2N0202-01	Mode 30	#69 G8B2AK0130550029	X with Accessories																																																																																																																									
Freq	Level	Over	Limit	ReadAntenna	Cable	Preamp	A/Pos	T/Pos	Remark																																																																																																																					
MHz	dBuV/m	dB	dBuV/m	dBuV	dB/m	dB	cm	deg																																																																																																																						
5641.00	51.32	-16.98	68.30	36.89	34.92	18.87	30.56	100	249 Peak																																																																																																																					
5669.00	52.68	-30.12	82.80	38.18	34.90	18.89	30.57	100	249 Peak																																																																																																																					
5735.00	56.59	-51.28	109.85	44.83	35.83	18.12	30.59	100	249 Peak																																																																																																																					
5745.00	62.82	-58.47	121.29	48.23	35.86	18.12	30.59	100	249 Peak																																																																																																																					
Site	Condition	Project	Mode	SN	Plane																																																																																																																									
03CH02-SZ	FR2N0202-011	2N0202-01	Mode 30	#69 G8B2AK0130550029	X with Accessories																																																																																																																									
Freq	Level	Over	Limit	ReadAntenna	Cable	Preamp	A/Pos	T/Pos	Remark																																																																																																																					
MHz	dBuV/m	dB	dBuV/m	dBuV	dB/m	dB	cm	deg																																																																																																																						
5745.00	187.83	38.73	68.30	92.40	35.89	18.14	30.60	100	249 Peak																																																																																																																					
5745.00	99.88	-	-	85.25	35.89	18.14	30.60	100	249 Average																																																																																																																					



WIFI	Band 4 5725~5850MHz Band Edge @ 3m																																																																																																															
ANT	802.11n HT20 CH149 5745MHz																																																																																																															
1	Vertical	Fundamental																																																																																																														
Peak	<p>Site : 01CH02-SZ Condition : PEAK_BE(B4)_16-24 3m HF_ANT_3117_0107 VERTICAL Project : 2N0202-01 Mode : Mode 38 SN : #69 GREGAN013050029 Plane : X with Accessories MCS0 power setting 17</p> <table border="1"> <thead> <tr> <th>Freq</th> <th>Level</th> <th>Limit</th> <th>Over</th> <th>Line</th> <th>ReadAntenna</th> <th>Cable</th> <th>Preamp</th> <th>A/Pos</th> <th>T/Pos</th> <th>Remark</th> </tr> <tr> <th>MHz</th> <th>dBuV/m</th> <th>dB</th> <th>dBuV/m</th> <th>dBuV</th> <th>dB/m</th> <th>dB</th> <th>dB</th> <th>cm</th> <th>deg</th> <th></th> </tr> </thead> <tbody> <tr> <td>1</td> <td>5649.48</td> <td>51.93</td> <td>-16.37</td> <td>68.38</td> <td>37.58</td> <td>34.92</td> <td>18.07</td> <td>38.56</td> <td>358</td> <td>357 Peak</td> </tr> <tr> <td>2</td> <td>5661.68</td> <td>51.82</td> <td>-15.87</td> <td>76.89</td> <td>37.35</td> <td>34.55</td> <td>18.09</td> <td>38.57</td> <td>358</td> <td>357 Peak</td> </tr> <tr> <td>3</td> <td>5719.28</td> <td>51.56</td> <td>-19.82</td> <td>110.58</td> <td>36.87</td> <td>35.86</td> <td>18.12</td> <td>38.59</td> <td>358</td> <td>357 Peak</td> </tr> <tr> <td>4</td> <td>5724.28</td> <td>55.07</td> <td>-16.71</td> <td>120.58</td> <td>41.88</td> <td>35.86</td> <td>18.12</td> <td>38.59</td> <td>358</td> <td>357 Peak</td> </tr> </tbody> </table>	Freq	Level	Limit	Over	Line	ReadAntenna	Cable	Preamp	A/Pos	T/Pos	Remark	MHz	dBuV/m	dB	dBuV/m	dBuV	dB/m	dB	dB	cm	deg		1	5649.48	51.93	-16.37	68.38	37.58	34.92	18.07	38.56	358	357 Peak	2	5661.68	51.82	-15.87	76.89	37.35	34.55	18.09	38.57	358	357 Peak	3	5719.28	51.56	-19.82	110.58	36.87	35.86	18.12	38.59	358	357 Peak	4	5724.28	55.07	-16.71	120.58	41.88	35.86	18.12	38.59	358	357 Peak	<p>Site : 01CH02-SZ Condition : PART 15.407 3m HF_ANT_3117_0107 VERTICAL Project : 2N0202-01 Mode : Mode 38 SN : #69 GREGAN013050029 Plane : X with Accessories MCS0 power setting 17</p> <table border="1"> <thead> <tr> <th>Freq</th> <th>Level</th> <th>Limit</th> <th>Over</th> <th>Line</th> <th>ReadAntenna</th> <th>Cable</th> <th>Preamp</th> <th>A/Pos</th> <th>T/Pos</th> <th>Remark</th> </tr> <tr> <th>MHz</th> <th>dBuV/m</th> <th>dB</th> <th>dBuV/m</th> <th>dBuV</th> <th>dB/m</th> <th>dB</th> <th>dB</th> <th>cm</th> <th>deg</th> <th></th> </tr> </thead> <tbody> <tr> <td>1</td> <td>5745.00</td> <td>140.97</td> <td>34.67</td> <td>68.38</td> <td>88.24</td> <td>35.88</td> <td>18.14</td> <td>38.68</td> <td>358</td> <td>357 Peak</td> </tr> <tr> <td>2</td> <td>5745.00</td> <td>105.88</td> <td>.....</td> <td>81.23</td> <td>35.88</td> <td>18.14</td> <td>38.68</td> <td>358</td> <td>357</td> <td>Average</td> </tr> </tbody> </table>	Freq	Level	Limit	Over	Line	ReadAntenna	Cable	Preamp	A/Pos	T/Pos	Remark	MHz	dBuV/m	dB	dBuV/m	dBuV	dB/m	dB	dB	cm	deg		1	5745.00	140.97	34.67	68.38	88.24	35.88	18.14	38.68	358	357 Peak	2	5745.00	105.88	81.23	35.88	18.14	38.68	358	357	Average
	Freq	Level	Limit	Over	Line	ReadAntenna	Cable	Preamp	A/Pos	T/Pos	Remark																																																																																																					
MHz	dBuV/m	dB	dBuV/m	dBuV	dB/m	dB	dB	cm	deg																																																																																																							
1	5649.48	51.93	-16.37	68.38	37.58	34.92	18.07	38.56	358	357 Peak																																																																																																						
2	5661.68	51.82	-15.87	76.89	37.35	34.55	18.09	38.57	358	357 Peak																																																																																																						
3	5719.28	51.56	-19.82	110.58	36.87	35.86	18.12	38.59	358	357 Peak																																																																																																						
4	5724.28	55.07	-16.71	120.58	41.88	35.86	18.12	38.59	358	357 Peak																																																																																																						
Freq	Level	Limit	Over	Line	ReadAntenna	Cable	Preamp	A/Pos	T/Pos	Remark																																																																																																						
MHz	dBuV/m	dB	dBuV/m	dBuV	dB/m	dB	dB	cm	deg																																																																																																							
1	5745.00	140.97	34.67	68.38	88.24	35.88	18.14	38.68	358	357 Peak																																																																																																						
2	5745.00	105.88	81.23	35.88	18.14	38.68	358	357	Average																																																																																																						



WIFI	Band 4 5725~5850MHz Band Edge @ 3m																																																																																																										
ANT	802.11n HT20 CH165 5825MHz																																																																																																										
1	Horizontal	Fundamental																																																																																																									
Peak	<p>Date: 2 Level (dBuV/m) Date: 2023-02-16</p> <p>Site : 03CH02-SZ Condition : PEAK_BE(B4)_16-24 3m HF_ANT_3117_0107 HORIZONTAL Project : 2N0202-01 Mode : Mode 40 SN : #69 GIBZAK013050029 Plane : X with Accessories MCSO power setting 17</p> <table border="1"> <thead> <tr> <th>Freq</th> <th>Level</th> <th>Over</th> <th>Limit</th> <th>ReadAntenna</th> <th>Cable</th> <th>Preamp</th> <th>A/Pos</th> <th>T/Pos</th> <th>Remark</th> </tr> <tr> <th>MHz</th> <th>dBuV/m</th> <th>dB</th> <th>dBuV/m</th> <th>dBuV</th> <th>dB/m</th> <th>dB</th> <th>dB</th> <th>cm</th> <th>deg</th> </tr> </thead> <tbody> <tr> <td>1</td> <td>5825.08</td> <td>57.36</td> <td>-58.40</td> <td>115.82</td> <td>42.56</td> <td>35.25</td> <td>10.19</td> <td>30.64</td> <td>100</td> <td>248 Peak</td> </tr> <tr> <td>2</td> <td>5825.28</td> <td>56.83</td> <td>-56.73</td> <td>110.74</td> <td>39.20</td> <td>35.28</td> <td>10.19</td> <td>30.64</td> <td>100</td> <td>248 Peak</td> </tr> <tr> <td>3</td> <td>5808.48</td> <td>53.89</td> <td>-23.27</td> <td>66.36</td> <td>36.18</td> <td>35.33</td> <td>10.24</td> <td>30.66</td> <td>100</td> <td>248 Peak</td> </tr> <tr> <td>4</td> <td>5925.88</td> <td>51.84</td> <td>-15.40</td> <td>60.20</td> <td>36.88</td> <td>35.39</td> <td>10.24</td> <td>30.67</td> <td>100</td> <td>248 Peak</td> </tr> </tbody> </table>	Freq	Level	Over	Limit	ReadAntenna	Cable	Preamp	A/Pos	T/Pos	Remark	MHz	dBuV/m	dB	dBuV/m	dBuV	dB/m	dB	dB	cm	deg	1	5825.08	57.36	-58.40	115.82	42.56	35.25	10.19	30.64	100	248 Peak	2	5825.28	56.83	-56.73	110.74	39.20	35.28	10.19	30.64	100	248 Peak	3	5808.48	53.89	-23.27	66.36	36.18	35.33	10.24	30.66	100	248 Peak	4	5925.88	51.84	-15.40	60.20	36.88	35.39	10.24	30.67	100	248 Peak	<p>Date: 1 Level (dBuV/m) Date: 2023-02-16</p> <p>Site : 03CH02-SZ Condition : PART 15.407 3m HF_ANT_3117_0107 HORIZONTAL Project : 2N0202-01 Mode : Mode 40 SN : #69 GIBZAK013050029 Plane : X with Accessories MCSO power setting 17</p> <table border="1"> <thead> <tr> <th>Freq</th> <th>Level</th> <th>Over</th> <th>Limit</th> <th>ReadAntenna</th> <th>Cable</th> <th>Preamp</th> <th>A/Pos</th> <th>T/Pos</th> <th>Remark</th> </tr> <tr> <th>MHz</th> <th>dBuV/m</th> <th>dB</th> <th>dBuV/m</th> <th>dBuV</th> <th>dB/m</th> <th>dB</th> <th>dB</th> <th>cm</th> <th>deg</th> </tr> </thead> <tbody> <tr> <td>1</td> <td>5825.08</td> <td>100.14</td> <td>37.84</td> <td>68.30</td> <td>91.36</td> <td>35.22</td> <td>10.19</td> <td>30.63</td> <td>100</td> <td>248 Peak</td> </tr> <tr> <td>2</td> <td>5825.08</td> <td>100.42</td> <td>.....</td> <td>63.64</td> <td>25.22</td> <td>10.19</td> <td>30.63</td> <td>100</td> <td>248 Average</td> </tr> </tbody> </table>	Freq	Level	Over	Limit	ReadAntenna	Cable	Preamp	A/Pos	T/Pos	Remark	MHz	dBuV/m	dB	dBuV/m	dBuV	dB/m	dB	dB	cm	deg	1	5825.08	100.14	37.84	68.30	91.36	35.22	10.19	30.63	100	248 Peak	2	5825.08	100.42	63.64	25.22	10.19	30.63	100	248 Average
	Freq	Level	Over	Limit	ReadAntenna	Cable	Preamp	A/Pos	T/Pos	Remark																																																																																																	
MHz	dBuV/m	dB	dBuV/m	dBuV	dB/m	dB	dB	cm	deg																																																																																																		
1	5825.08	57.36	-58.40	115.82	42.56	35.25	10.19	30.64	100	248 Peak																																																																																																	
2	5825.28	56.83	-56.73	110.74	39.20	35.28	10.19	30.64	100	248 Peak																																																																																																	
3	5808.48	53.89	-23.27	66.36	36.18	35.33	10.24	30.66	100	248 Peak																																																																																																	
4	5925.88	51.84	-15.40	60.20	36.88	35.39	10.24	30.67	100	248 Peak																																																																																																	
Freq	Level	Over	Limit	ReadAntenna	Cable	Preamp	A/Pos	T/Pos	Remark																																																																																																		
MHz	dBuV/m	dB	dBuV/m	dBuV	dB/m	dB	dB	cm	deg																																																																																																		
1	5825.08	100.14	37.84	68.30	91.36	35.22	10.19	30.63	100	248 Peak																																																																																																	
2	5825.08	100.42	63.64	25.22	10.19	30.63	100	248 Average																																																																																																		



WIFI	Band 4 5725~5850MHz Band Edge @ 3m																																																																																																																																			
ANT	802.11n HT20 CH165 5825MHz																																																																																																																																			
1	Vertical	Fundamental																																																																																																																																		
Peak	<p>Date: 4 Level (dBuV/m)</p> <p>Date: 2023-02-16</p> <p>Site : 01CH02-SZ Condition : PEAK_BE(B4)_16.24 3m HF_ANT_3117_0107 VERTICAL Project : 2R0202-01 Mode : Mode 40 SN : #69 GREGAN013050029 Plane : X with Accessories MCSO power setting 17</p> <table border="1"> <thead> <tr> <th>Freq</th> <th>Level</th> <th>Limit</th> <th>Over</th> <th>Line</th> <th>Level</th> <th>Factor</th> <th>ReadAntenna</th> <th>Cable</th> <th>Preamp</th> <th>A/Pos</th> <th>T/Pos</th> <th>Remark</th> </tr> <tr> <th>MHz</th> <th>dBuV/m</th> <th>dB</th> <th>dBuV/m</th> <th>dBuV</th> <th>dB/m</th> <th>dB</th> <th>dB</th> <th>dB</th> <th>dB</th> <th>cm</th> <th>deg</th> <th></th> </tr> </thead> <tbody> <tr> <td>1</td> <td>5825.00</td> <td>54.95</td> <td>-69.15</td> <td>122.10</td> <td>39.25</td> <td>35.25</td> <td>18.19</td> <td>38.64</td> <td>347</td> <td>356</td> <td>Peak</td> <td></td> </tr> <tr> <td>2</td> <td>5825.00</td> <td>52.98</td> <td>-71.85</td> <td>118.69</td> <td>38.85</td> <td>35.28</td> <td>18.15</td> <td>38.64</td> <td>347</td> <td>356</td> <td>Peak</td> <td></td> </tr> <tr> <td>3</td> <td>5885.00</td> <td>51.93</td> <td>-72.49</td> <td>79.42</td> <td>36.89</td> <td>35.36</td> <td>18.24</td> <td>38.66</td> <td>347</td> <td>356</td> <td>Peak</td> <td></td> </tr> <tr> <td>4</td> <td>5941.00</td> <td>51.93</td> <td>-72.49</td> <td>60.38</td> <td>36.51</td> <td>35.42</td> <td>18.28</td> <td>38.67</td> <td>347</td> <td>356</td> <td>Peak</td> <td></td> </tr> </tbody> </table>	Freq	Level	Limit	Over	Line	Level	Factor	ReadAntenna	Cable	Preamp	A/Pos	T/Pos	Remark	MHz	dBuV/m	dB	dBuV/m	dBuV	dB/m	dB	dB	dB	dB	cm	deg		1	5825.00	54.95	-69.15	122.10	39.25	35.25	18.19	38.64	347	356	Peak		2	5825.00	52.98	-71.85	118.69	38.85	35.28	18.15	38.64	347	356	Peak		3	5885.00	51.93	-72.49	79.42	36.89	35.36	18.24	38.66	347	356	Peak		4	5941.00	51.93	-72.49	60.38	36.51	35.42	18.28	38.67	347	356	Peak		<p>Date: 3 Level (dBuV/m)</p> <p>Date: 2023-02-16</p> <p>Site : 01CH02-SZ Condition : PART 15.407 3m HF_ANT_3117_0107 VERTICAL Project : 2R0202-01 Mode : Mode 40 SN : #69 GREGAN013050029 Plane : X with Accessories MCSO power setting 17</p> <table border="1"> <thead> <tr> <th>Freq</th> <th>Level</th> <th>Limit</th> <th>Over</th> <th>Line</th> <th>Level</th> <th>Factor</th> <th>ReadAntenna</th> <th>Cable</th> <th>Preamp</th> <th>A/Pos</th> <th>T/Pos</th> <th>Remark</th> </tr> <tr> <th>MHz</th> <th>dBuV/m</th> <th>dB</th> <th>dBuV/m</th> <th>dBuV</th> <th>dB/m</th> <th>dB</th> <th>dB</th> <th>dB</th> <th>dB</th> <th>cm</th> <th>deg</th> <th></th> </tr> </thead> <tbody> <tr> <td>1</td> <td>5825.00</td> <td>161.28</td> <td>33.98</td> <td>68.38</td> <td>87.98</td> <td>35.22</td> <td>18.19</td> <td>38.63</td> <td>347</td> <td>356</td> <td>Peak</td> <td></td> </tr> <tr> <td>2</td> <td>5825.00</td> <td>155.41</td> <td>.....</td> <td>88.63</td> <td>35.22</td> <td>18.19</td> <td>38.63</td> <td>347</td> <td>356</td> <td>Peak</td> <td></td> <td>Average</td> </tr> </tbody> </table>	Freq	Level	Limit	Over	Line	Level	Factor	ReadAntenna	Cable	Preamp	A/Pos	T/Pos	Remark	MHz	dBuV/m	dB	dBuV/m	dBuV	dB/m	dB	dB	dB	dB	cm	deg		1	5825.00	161.28	33.98	68.38	87.98	35.22	18.19	38.63	347	356	Peak		2	5825.00	155.41	88.63	35.22	18.19	38.63	347	356	Peak		Average
	Freq	Level	Limit	Over	Line	Level	Factor	ReadAntenna	Cable	Preamp	A/Pos	T/Pos	Remark																																																																																																																							
MHz	dBuV/m	dB	dBuV/m	dBuV	dB/m	dB	dB	dB	dB	cm	deg																																																																																																																									
1	5825.00	54.95	-69.15	122.10	39.25	35.25	18.19	38.64	347	356	Peak																																																																																																																									
2	5825.00	52.98	-71.85	118.69	38.85	35.28	18.15	38.64	347	356	Peak																																																																																																																									
3	5885.00	51.93	-72.49	79.42	36.89	35.36	18.24	38.66	347	356	Peak																																																																																																																									
4	5941.00	51.93	-72.49	60.38	36.51	35.42	18.28	38.67	347	356	Peak																																																																																																																									
Freq	Level	Limit	Over	Line	Level	Factor	ReadAntenna	Cable	Preamp	A/Pos	T/Pos	Remark																																																																																																																								
MHz	dBuV/m	dB	dBuV/m	dBuV	dB/m	dB	dB	dB	dB	cm	deg																																																																																																																									
1	5825.00	161.28	33.98	68.38	87.98	35.22	18.19	38.63	347	356	Peak																																																																																																																									
2	5825.00	155.41	88.63	35.22	18.19	38.63	347	356	Peak		Average																																																																																																																								



Band 4 5725~5850MHz
WIFI 802.11n HT40 (Band Edge @ 3m)

WIFI	Band 4 5725~5850MHz Band Edge @ 3m																																																																																																							
ANT	802.11n HT40 CH151 5755MHz																																																																																																							
1	Horizontal	Fundamental																																																																																																						
Peak	<p>Date: 1 Date: 2023-02-16</p> <p>Site : 03CH02-SZ Condition : PEAK_BE(B4)_16-24 3m HF_ANT_3117_0107 HORIZONTAL Project : 2N0202-01 Mode : Mode 41 SN : #69 G8B2AK0130550029 Plane : X with Accessories MCS0 power setting 16</p> <table border="1"> <thead> <tr> <th>Freq</th> <th>Level</th> <th>Limit</th> <th>ReadAntenna</th> <th>Cable</th> <th>Preamp</th> <th>A/Pos</th> <th>T/Pos</th> <th>Remark</th> </tr> <tr> <th>MHz</th> <th>dBuV/m</th> <th>dB</th> <th>dBuV/m</th> <th>dBuV</th> <th>dB/m</th> <th>dB</th> <th>cm</th> <th>deg</th> </tr> </thead> <tbody> <tr> <td>1</td> <td>5644.49</td> <td>52.64</td> <td>-15.66</td> <td>68.30</td> <td>38.21</td> <td>34.92</td> <td>18.87</td> <td>30.56</td> <td>100</td> <td>229 Peak</td> </tr> <tr> <td>2</td> <td>5699.29</td> <td>56.83</td> <td>-47.79</td> <td>104.61</td> <td>42.31</td> <td>35.00</td> <td>18.89</td> <td>30.58</td> <td>100</td> <td>229 Peak</td> </tr> <tr> <td>3</td> <td>5725.49</td> <td>65.65</td> <td>-44.78</td> <td>110.35</td> <td>51.86</td> <td>35.80</td> <td>18.12</td> <td>30.59</td> <td>100</td> <td>229 Peak</td> </tr> <tr> <td>4</td> <td>5724.09</td> <td>65.87</td> <td>-35.42</td> <td>121.29</td> <td>51.28</td> <td>35.86</td> <td>18.12</td> <td>30.59</td> <td>100</td> <td>229 Peak</td> </tr> </tbody> </table>	Freq	Level	Limit	ReadAntenna	Cable	Preamp	A/Pos	T/Pos	Remark	MHz	dBuV/m	dB	dBuV/m	dBuV	dB/m	dB	cm	deg	1	5644.49	52.64	-15.66	68.30	38.21	34.92	18.87	30.56	100	229 Peak	2	5699.29	56.83	-47.79	104.61	42.31	35.00	18.89	30.58	100	229 Peak	3	5725.49	65.65	-44.78	110.35	51.86	35.80	18.12	30.59	100	229 Peak	4	5724.09	65.87	-35.42	121.29	51.28	35.86	18.12	30.59	100	229 Peak	<p>Date: 2 Date: 2023-02-16</p> <p>Site : 03CH02-SZ Condition : FUND_15-407 3m HF_ANT_3117_0107 HORIZONTAL Project : 2N0202-01 Mode : Mode 41 SN : #69 G8B2AK0130550029 Plane : X with Accessories MCS0 power setting 16</p> <table border="1"> <thead> <tr> <th>Freq</th> <th>Level</th> <th>Limit</th> <th>ReadAntenna</th> <th>Cable</th> <th>Preamp</th> <th>A/Pos</th> <th>T/Pos</th> <th>Remark</th> </tr> <tr> <th>MHz</th> <th>dBuV/m</th> <th>dB</th> <th>dBuV/m</th> <th>dBuV</th> <th>dB/m</th> <th>dB</th> <th>cm</th> <th>deg</th> </tr> </thead> <tbody> <tr> <td>1</td> <td>5755.00</td> <td>182.82</td> <td>34.52</td> <td>68.30</td> <td>88.17</td> <td>35.11</td> <td>18.14</td> <td>30.60</td> <td>100</td> <td>229 Peak</td> </tr> <tr> <td>2</td> <td>5755.00</td> <td>95.92</td> <td>-----</td> <td>-----</td> <td>81.27</td> <td>35.11</td> <td>18.14</td> <td>30.60</td> <td>100</td> <td>229 Average</td> </tr> </tbody> </table>	Freq	Level	Limit	ReadAntenna	Cable	Preamp	A/Pos	T/Pos	Remark	MHz	dBuV/m	dB	dBuV/m	dBuV	dB/m	dB	cm	deg	1	5755.00	182.82	34.52	68.30	88.17	35.11	18.14	30.60	100	229 Peak	2	5755.00	95.92	-----	-----	81.27	35.11	18.14	30.60	100	229 Average
Freq	Level	Limit	ReadAntenna	Cable	Preamp	A/Pos	T/Pos	Remark																																																																																																
MHz	dBuV/m	dB	dBuV/m	dBuV	dB/m	dB	cm	deg																																																																																																
1	5644.49	52.64	-15.66	68.30	38.21	34.92	18.87	30.56	100	229 Peak																																																																																														
2	5699.29	56.83	-47.79	104.61	42.31	35.00	18.89	30.58	100	229 Peak																																																																																														
3	5725.49	65.65	-44.78	110.35	51.86	35.80	18.12	30.59	100	229 Peak																																																																																														
4	5724.09	65.87	-35.42	121.29	51.28	35.86	18.12	30.59	100	229 Peak																																																																																														
Freq	Level	Limit	ReadAntenna	Cable	Preamp	A/Pos	T/Pos	Remark																																																																																																
MHz	dBuV/m	dB	dBuV/m	dBuV	dB/m	dB	cm	deg																																																																																																
1	5755.00	182.82	34.52	68.30	88.17	35.11	18.14	30.60	100	229 Peak																																																																																														
2	5755.00	95.92	-----	-----	81.27	35.11	18.14	30.60	100	229 Average																																																																																														
Peak	<p>Date: 3 Date: 2023-02-16</p> <p>Site : 03CH02-SZ Condition : PEAK_BE(B4)_16-24 3m HF_ANT_3117_0107 HORIZONTAL Project : 2N0202-01 Mode : Mode 41 SN : #69 G8B2AK0130550029 Plane : X with Accessories MCS0 power setting 16</p> <table border="1"> <thead> <tr> <th>Freq</th> <th>Level</th> <th>Limit</th> <th>ReadAntenna</th> <th>Cable</th> <th>Preamp</th> <th>A/Pos</th> <th>T/Pos</th> <th>Remark</th> </tr> <tr> <th>MHz</th> <th>dBuV/m</th> <th>dB</th> <th>dBuV/m</th> <th>dBuV</th> <th>dB/m</th> <th>dB</th> <th>cm</th> <th>deg</th> </tr> </thead> <tbody> <tr> <td>1</td> <td>5874.08</td> <td>96.93</td> <td>-47.10</td> <td>118.08</td> <td>36.11</td> <td>35.45</td> <td>18.10</td> <td>30.64</td> <td>100</td> <td>229 Peak</td> </tr> <tr> <td>2</td> <td>5874.08</td> <td>52.29</td> <td>-13.82</td> <td>105.31</td> <td>37.42</td> <td>35.31</td> <td>18.23</td> <td>30.65</td> <td>100</td> <td>229 Peak</td> </tr> <tr> <td>3</td> <td>5928.08</td> <td>53.11</td> <td>-15.71</td> <td>79.82</td> <td>38.17</td> <td>35.30</td> <td>18.24</td> <td>30.66</td> <td>100</td> <td>229 Peak</td> </tr> <tr> <td>4</td> <td>5938.08</td> <td>52.23</td> <td>-16.87</td> <td>69.38</td> <td>37.27</td> <td>35.39</td> <td>18.24</td> <td>30.67</td> <td>100</td> <td>229 Peak</td> </tr> </tbody> </table>	Freq	Level	Limit	ReadAntenna	Cable	Preamp	A/Pos	T/Pos	Remark	MHz	dBuV/m	dB	dBuV/m	dBuV	dB/m	dB	cm	deg	1	5874.08	96.93	-47.10	118.08	36.11	35.45	18.10	30.64	100	229 Peak	2	5874.08	52.29	-13.82	105.31	37.42	35.31	18.23	30.65	100	229 Peak	3	5928.08	53.11	-15.71	79.82	38.17	35.30	18.24	30.66	100	229 Peak	4	5938.08	52.23	-16.87	69.38	37.27	35.39	18.24	30.67	100	229 Peak	Left blank																																								
Freq	Level	Limit	ReadAntenna	Cable	Preamp	A/Pos	T/Pos	Remark																																																																																																
MHz	dBuV/m	dB	dBuV/m	dBuV	dB/m	dB	cm	deg																																																																																																
1	5874.08	96.93	-47.10	118.08	36.11	35.45	18.10	30.64	100	229 Peak																																																																																														
2	5874.08	52.29	-13.82	105.31	37.42	35.31	18.23	30.65	100	229 Peak																																																																																														
3	5928.08	53.11	-15.71	79.82	38.17	35.30	18.24	30.66	100	229 Peak																																																																																														
4	5938.08	52.23	-16.87	69.38	37.27	35.39	18.24	30.67	100	229 Peak																																																																																														



WIFI	Band 4 5725~5850MHz Band Edge @ 3m																																																																																																						
ANT	802.11n HT40 CH151 5755MHz																																																																																																						
1	Vertical	Fundamental																																																																																																					
Peak	<p>Date: 4 Date: 2023-02-16</p> <p>Site : 03CH02-SZ Condition : PEAK_BE(B4)_16-24 3m HF_ANT_3117_0107 VERTICAL Project : 2N0202-01 Mode : Mode 41 SN : #69 G8BZJK0130550029 Plane : X with Accessories MCSO power setting 16</p> <table border="1"> <thead> <tr> <th>Over</th> <th>Level</th> <th>Line</th> <th>Level Factor</th> <th>Cable Preamp</th> <th>Loss Factor</th> <th>A/Pos</th> <th>T/Pos</th> <th>Remark</th> </tr> <tr> <th>MHz</th> <th>dBuV/m</th> <th>dB</th> <th>dBuV/m</th> <th>dBuV</th> <th>dB/m</th> <th>dB</th> <th>ce</th> <th>deg</th> </tr> </thead> <tbody> <tr> <td>1</td> <td>5644.00</td> <td>52.34</td> <td>-15.96</td> <td>68.38</td> <td>37.91</td> <td>34.92</td> <td>18.07</td> <td>36.56</td> <td>376</td> <td>368 Peak</td> </tr> <tr> <td>2</td> <td>5678.00</td> <td>52.88</td> <td>-17.17</td> <td>89.45</td> <td>37.58</td> <td>34.58</td> <td>18.09</td> <td>36.57</td> <td>376</td> <td>368 Peak</td> </tr> <tr> <td>3</td> <td>5719.00</td> <td>56.15</td> <td>-14.44</td> <td>119.69</td> <td>41.66</td> <td>35.86</td> <td>18.12</td> <td>36.59</td> <td>376</td> <td>368 Peak</td> </tr> <tr> <td>4</td> <td>5755.00</td> <td>97.08</td> <td>-19.74</td> <td>121.64</td> <td>43.31</td> <td>35.46</td> <td>18.12</td> <td>36.59</td> <td>376</td> <td>368 Peak</td> </tr> </tbody> </table>	Over	Level	Line	Level Factor	Cable Preamp	Loss Factor	A/Pos	T/Pos	Remark	MHz	dBuV/m	dB	dBuV/m	dBuV	dB/m	dB	ce	deg	1	5644.00	52.34	-15.96	68.38	37.91	34.92	18.07	36.56	376	368 Peak	2	5678.00	52.88	-17.17	89.45	37.58	34.58	18.09	36.57	376	368 Peak	3	5719.00	56.15	-14.44	119.69	41.66	35.86	18.12	36.59	376	368 Peak	4	5755.00	97.08	-19.74	121.64	43.31	35.46	18.12	36.59	376	368 Peak	<p>Date: 5 Date: 2023-02-16</p> <p>Site : 03CH02-SZ Condition : PART 15.407 3m HF_ANT_3117_0107 VERTICAL Project : 2N0202-01 Mode : Mode 41 SN : #69 G8BZJK0130550029 Plane : X with Accessories MCSO power setting 16</p> <table border="1"> <thead> <tr> <th>Over</th> <th>Level</th> <th>Line</th> <th>Level Factor</th> <th>Cable Preamp</th> <th>Loss Factor</th> <th>A/Pos</th> <th>T/Pos</th> <th>Remark</th> </tr> <tr> <th>MHz</th> <th>dBuV/m</th> <th>dB</th> <th>dBuV/m</th> <th>dBuV</th> <th>dB/m</th> <th>dB</th> <th>ce</th> <th>deg</th> </tr> </thead> <tbody> <tr> <td>1</td> <td>5755.00</td> <td>98.64</td> <td>30.34</td> <td>68.38</td> <td>83.99</td> <td>35.11</td> <td>18.14</td> <td>36.68</td> <td>376</td> <td>368 Peak</td> </tr> <tr> <td>2</td> <td>5755.00</td> <td>106.08</td> <td>.....</td> <td>76.25</td> <td>35.11</td> <td>18.14</td> <td>36.68</td> <td>376</td> <td>368 Average</td> </tr> </tbody> </table>	Over	Level	Line	Level Factor	Cable Preamp	Loss Factor	A/Pos	T/Pos	Remark	MHz	dBuV/m	dB	dBuV/m	dBuV	dB/m	dB	ce	deg	1	5755.00	98.64	30.34	68.38	83.99	35.11	18.14	36.68	376	368 Peak	2	5755.00	106.08	76.25	35.11	18.14	36.68	376	368 Average
Over	Level	Line	Level Factor	Cable Preamp	Loss Factor	A/Pos	T/Pos	Remark																																																																																															
MHz	dBuV/m	dB	dBuV/m	dBuV	dB/m	dB	ce	deg																																																																																															
1	5644.00	52.34	-15.96	68.38	37.91	34.92	18.07	36.56	376	368 Peak																																																																																													
2	5678.00	52.88	-17.17	89.45	37.58	34.58	18.09	36.57	376	368 Peak																																																																																													
3	5719.00	56.15	-14.44	119.69	41.66	35.86	18.12	36.59	376	368 Peak																																																																																													
4	5755.00	97.08	-19.74	121.64	43.31	35.46	18.12	36.59	376	368 Peak																																																																																													
Over	Level	Line	Level Factor	Cable Preamp	Loss Factor	A/Pos	T/Pos	Remark																																																																																															
MHz	dBuV/m	dB	dBuV/m	dBuV	dB/m	dB	ce	deg																																																																																															
1	5755.00	98.64	30.34	68.38	83.99	35.11	18.14	36.68	376	368 Peak																																																																																													
2	5755.00	106.08	76.25	35.11	18.14	36.68	376	368 Average																																																																																														
Peak	<p>Date: 6 Date: 2023-02-16</p> <p>Site : 03CH02-SZ Condition : PEAK_BE(B4)_16-24 3m HF_ANT_3117_0107 VERTICAL Project : 2N0202-01 Mode : Mode 41 SN : #69 G8BZJK0130550029 Plane : X with Accessories MCSO power setting 16</p> <table border="1"> <thead> <tr> <th>Over</th> <th>Level</th> <th>Line</th> <th>Level Factor</th> <th>Cable Preamp</th> <th>Loss Factor</th> <th>A/Pos</th> <th>T/Pos</th> <th>Remark</th> </tr> <tr> <th>MHz</th> <th>dBuV/m</th> <th>dB</th> <th>dBuV/m</th> <th>dBuV</th> <th>dB/m</th> <th>dB</th> <th>ce</th> <th>deg</th> </tr> </thead> <tbody> <tr> <td>1</td> <td>5850.00</td> <td>58.91</td> <td>-71.29</td> <td>122.28</td> <td>36.11</td> <td>35.25</td> <td>18.19</td> <td>36.64</td> <td>376</td> <td>368 Peak</td> </tr> <tr> <td>2</td> <td>5860.00</td> <td>52.32</td> <td>-16.26</td> <td>108.07</td> <td>37.47</td> <td>35.48</td> <td>18.23</td> <td>36.64</td> <td>376</td> <td>368 Peak</td> </tr> <tr> <td>3</td> <td>5913.00</td> <td>52.84</td> <td>-16.83</td> <td>69.67</td> <td>37.88</td> <td>35.39</td> <td>18.24</td> <td>36.67</td> <td>376</td> <td>368 Peak</td> </tr> <tr> <td>4</td> <td>5935.00</td> <td>51.69</td> <td>-16.61</td> <td>68.38</td> <td>36.71</td> <td>35.39</td> <td>18.26</td> <td>36.67</td> <td>376</td> <td>368 Peak</td> </tr> </tbody> </table>	Over	Level	Line	Level Factor	Cable Preamp	Loss Factor	A/Pos	T/Pos	Remark	MHz	dBuV/m	dB	dBuV/m	dBuV	dB/m	dB	ce	deg	1	5850.00	58.91	-71.29	122.28	36.11	35.25	18.19	36.64	376	368 Peak	2	5860.00	52.32	-16.26	108.07	37.47	35.48	18.23	36.64	376	368 Peak	3	5913.00	52.84	-16.83	69.67	37.88	35.39	18.24	36.67	376	368 Peak	4	5935.00	51.69	-16.61	68.38	36.71	35.39	18.26	36.67	376	368 Peak	Left blank																																							
Over	Level	Line	Level Factor	Cable Preamp	Loss Factor	A/Pos	T/Pos	Remark																																																																																															
MHz	dBuV/m	dB	dBuV/m	dBuV	dB/m	dB	ce	deg																																																																																															
1	5850.00	58.91	-71.29	122.28	36.11	35.25	18.19	36.64	376	368 Peak																																																																																													
2	5860.00	52.32	-16.26	108.07	37.47	35.48	18.23	36.64	376	368 Peak																																																																																													
3	5913.00	52.84	-16.83	69.67	37.88	35.39	18.24	36.67	376	368 Peak																																																																																													
4	5935.00	51.69	-16.61	68.38	36.71	35.39	18.26	36.67	376	368 Peak																																																																																													



WIFI	Band 4 5725~5850MHz Band Edge @ 3m																																																																																																										
ANT	802.11n HT40 CH159 5795MHz																																																																																																										
1	Horizontal	Fundamental																																																																																																									
Peak	<p>Date: 1 Date: 2023-02-16</p> <p>Site : 03CH02-SZ Condition : PEAK_BE(B4)_16-24 3m HF_ANT_3117_0107 HORIZONTAL Project : 2N0202-01 Mode : Mode 42 SN : #69 GIBZJK0130550029 Plane : X with Accessories MCS0 power setting 16</p> <table border="1"> <thead> <tr> <th>Peak</th> <th>Freq</th> <th>Level</th> <th>Limit</th> <th>Line</th> <th>Level Factor</th> <th>Loss Factor</th> <th>A/Pos</th> <th>T/Pos</th> <th>Remark</th> </tr> <tr> <th></th> <th>MHz</th> <th>dBuV/m</th> <th>dB</th> <th>dBuV/m</th> <th>dBuV/m</th> <th>dB</th> <th>dB</th> <th>cm</th> <th>deg</th> </tr> </thead> <tbody> <tr> <td>1</td> <td>5633.48</td> <td>53.63</td> <td>-14.67</td> <td>68.30</td> <td>39.19</td> <td>34.92</td> <td>18.07</td> <td>30.55</td> <td>100</td> <td>229 Peak</td> </tr> <tr> <td>2</td> <td>5689.28</td> <td>53.11</td> <td>-14.49</td> <td>97.15</td> <td>38.78</td> <td>35.00</td> <td>18.09</td> <td>30.58</td> <td>100</td> <td>229 Peak</td> </tr> <tr> <td>3</td> <td>5784.48</td> <td>53.58</td> <td>-12.93</td> <td>106.43</td> <td>38.83</td> <td>35.83</td> <td>18.12</td> <td>30.58</td> <td>100</td> <td>229 Peak</td> </tr> <tr> <td>4</td> <td>5794.88</td> <td>51.09</td> <td>-15.75</td> <td>121.74</td> <td>37.48</td> <td>35.06</td> <td>18.12</td> <td>30.55</td> <td>100</td> <td>229 Peak</td> </tr> </tbody> </table>	Peak	Freq	Level	Limit	Line	Level Factor	Loss Factor	A/Pos	T/Pos	Remark		MHz	dBuV/m	dB	dBuV/m	dBuV/m	dB	dB	cm	deg	1	5633.48	53.63	-14.67	68.30	39.19	34.92	18.07	30.55	100	229 Peak	2	5689.28	53.11	-14.49	97.15	38.78	35.00	18.09	30.58	100	229 Peak	3	5784.48	53.58	-12.93	106.43	38.83	35.83	18.12	30.58	100	229 Peak	4	5794.88	51.09	-15.75	121.74	37.48	35.06	18.12	30.55	100	229 Peak	<p>Date: 2 Date: 2023-02-16</p> <p>Site : 03CH02-SZ Condition : PART 15.407 3m HF_ANT_3117_0107 HORIZONTAL Project : 2N0202-01 Mode : Mode 42 SN : #69 GIBZJK0130550029 Plane : X with Accessories MCS0 power setting 16</p> <table border="1"> <thead> <tr> <th>Peak</th> <th>Freq</th> <th>Level</th> <th>Limit</th> <th>Line</th> <th>Level Factor</th> <th>Loss Factor</th> <th>A/Pos</th> <th>T/Pos</th> <th>Remark</th> </tr> <tr> <th></th> <th>MHz</th> <th>dBuV/m</th> <th>dB</th> <th>dBuV/m</th> <th>dBuV/m</th> <th>dB</th> <th>dB</th> <th>cm</th> <th>deg</th> </tr> </thead> <tbody> <tr> <td>1</td> <td>5795.00</td> <td>140.82</td> <td>34.52</td> <td>68.30</td> <td>88.11</td> <td>35.17</td> <td>10.16</td> <td>30.62</td> <td>100</td> <td>229 Peak</td> </tr> <tr> <td>2</td> <td>5795.00</td> <td>105.96</td> <td>.....</td> <td>81.23</td> <td>35.17</td> <td>10.16</td> <td>30.62</td> <td>100</td> <td>229 Average</td> </tr> </tbody> </table>	Peak	Freq	Level	Limit	Line	Level Factor	Loss Factor	A/Pos	T/Pos	Remark		MHz	dBuV/m	dB	dBuV/m	dBuV/m	dB	dB	cm	deg	1	5795.00	140.82	34.52	68.30	88.11	35.17	10.16	30.62	100	229 Peak	2	5795.00	105.96	81.23	35.17	10.16	30.62	100	229 Average
Peak	Freq	Level	Limit	Line	Level Factor	Loss Factor	A/Pos	T/Pos	Remark																																																																																																		
	MHz	dBuV/m	dB	dBuV/m	dBuV/m	dB	dB	cm	deg																																																																																																		
1	5633.48	53.63	-14.67	68.30	39.19	34.92	18.07	30.55	100	229 Peak																																																																																																	
2	5689.28	53.11	-14.49	97.15	38.78	35.00	18.09	30.58	100	229 Peak																																																																																																	
3	5784.48	53.58	-12.93	106.43	38.83	35.83	18.12	30.58	100	229 Peak																																																																																																	
4	5794.88	51.09	-15.75	121.74	37.48	35.06	18.12	30.55	100	229 Peak																																																																																																	
Peak	Freq	Level	Limit	Line	Level Factor	Loss Factor	A/Pos	T/Pos	Remark																																																																																																		
	MHz	dBuV/m	dB	dBuV/m	dBuV/m	dB	dB	cm	deg																																																																																																		
1	5795.00	140.82	34.52	68.30	88.11	35.17	10.16	30.62	100	229 Peak																																																																																																	
2	5795.00	105.96	81.23	35.17	10.16	30.62	100	229 Average																																																																																																		
Peak	<p>Date: 3 Date: 2023-02-16</p> <p>Site : 03CH02-SZ Condition : PEAK_BE(B4)_16-24 3m HF_ANT_3117_0107 HORIZONTAL Project : 2N0202-01 Mode : Mode 42 SN : #69 GIBZJK0130550029 Plane : X with Accessories MCS0 power setting 16</p> <table border="1"> <thead> <tr> <th>Peak</th> <th>Freq</th> <th>Level</th> <th>Limit</th> <th>Line</th> <th>Level Factor</th> <th>Loss Factor</th> <th>A/Pos</th> <th>T/Pos</th> <th>Remark</th> </tr> <tr> <th></th> <th>MHz</th> <th>dBuV/m</th> <th>dB</th> <th>dBuV/m</th> <th>dBuV/m</th> <th>dB</th> <th>dB</th> <th>cm</th> <th>deg</th> </tr> </thead> <tbody> <tr> <td>1</td> <td>5855.00</td> <td>53.58</td> <td>-17.22</td> <td>110.80</td> <td>38.75</td> <td>35.28</td> <td>18.19</td> <td>30.64</td> <td>100</td> <td>229 Peak</td> </tr> <tr> <td>2</td> <td>5855.00</td> <td>53.58</td> <td>-17.22</td> <td>110.80</td> <td>38.75</td> <td>35.28</td> <td>18.19</td> <td>30.64</td> <td>100</td> <td>229 Peak</td> </tr> <tr> <td>3</td> <td>5914.00</td> <td>53.89</td> <td>-12.43</td> <td>75.72</td> <td>38.15</td> <td>35.36</td> <td>18.24</td> <td>30.66</td> <td>100</td> <td>229 Peak</td> </tr> <tr> <td>4</td> <td>5928.00</td> <td>52.10</td> <td>-16.04</td> <td>68.30</td> <td>37.38</td> <td>35.39</td> <td>18.24</td> <td>30.67</td> <td>100</td> <td>229 Peak</td> </tr> </tbody> </table>	Peak	Freq	Level	Limit	Line	Level Factor	Loss Factor	A/Pos	T/Pos	Remark		MHz	dBuV/m	dB	dBuV/m	dBuV/m	dB	dB	cm	deg	1	5855.00	53.58	-17.22	110.80	38.75	35.28	18.19	30.64	100	229 Peak	2	5855.00	53.58	-17.22	110.80	38.75	35.28	18.19	30.64	100	229 Peak	3	5914.00	53.89	-12.43	75.72	38.15	35.36	18.24	30.66	100	229 Peak	4	5928.00	52.10	-16.04	68.30	37.38	35.39	18.24	30.67	100	229 Peak	Left blank																																									
Peak	Freq	Level	Limit	Line	Level Factor	Loss Factor	A/Pos	T/Pos	Remark																																																																																																		
	MHz	dBuV/m	dB	dBuV/m	dBuV/m	dB	dB	cm	deg																																																																																																		
1	5855.00	53.58	-17.22	110.80	38.75	35.28	18.19	30.64	100	229 Peak																																																																																																	
2	5855.00	53.58	-17.22	110.80	38.75	35.28	18.19	30.64	100	229 Peak																																																																																																	
3	5914.00	53.89	-12.43	75.72	38.15	35.36	18.24	30.66	100	229 Peak																																																																																																	
4	5928.00	52.10	-16.04	68.30	37.38	35.39	18.24	30.67	100	229 Peak																																																																																																	



WIFI	Band 4 5725~5850MHz Band Edge @ 3m																																																																																																															
ANT	802.11n HT40 CH159 5795MHz																																																																																																															
1	Vertical	Fundamental																																																																																																														
Peak	<p>Date: 4 Date: 2023-02-16</p> <p>Site : 03CH02-SZ Condition : PEAK_BE(B4)_16-24 3m HF_ANT_3117_0107 VERTICAL Project : 2N0202-01 Mode : Mode 42 SN : #69 GIBZJK0130550029 Plane : X with Accessories MCSO power setting 16</p> <table border="1"> <thead> <tr> <th>Peak</th> <th>Freq</th> <th>Level</th> <th>Limit</th> <th>Line</th> <th>ReadAntenna</th> <th>Cable</th> <th>Preamp</th> <th>A/Pos</th> <th>T/Pos</th> <th>Remark</th> </tr> <tr> <th></th> <th>MHz</th> <th>dBuV/m</th> <th>dB</th> <th>dBuV/m</th> <th>dBuV</th> <th>dB/m</th> <th>dB</th> <th>dB</th> <th>cm</th> <th>deg</th> </tr> </thead> <tbody> <tr> <td>1</td> <td>5626.48</td> <td>52.44</td> <td>-15.86</td> <td>66.30</td> <td>38.85</td> <td>34.89</td> <td>18.85</td> <td>36.55</td> <td>372</td> <td>368 Peak</td> </tr> <tr> <td>2</td> <td>5679.89</td> <td>52.72</td> <td>-17.63</td> <td>66.33</td> <td>38.12</td> <td>34.38</td> <td>18.85</td> <td>36.57</td> <td>372</td> <td>368 Peak</td> </tr> <tr> <td>3</td> <td>5712.09</td> <td>51.94</td> <td>-16.79</td> <td>186.73</td> <td>37.37</td> <td>35.83</td> <td>18.12</td> <td>36.58</td> <td>372</td> <td>368 Peak</td> </tr> <tr> <td>4</td> <td>5724.09</td> <td>50.66</td> <td>-18.63</td> <td>121.29</td> <td>36.87</td> <td>35.86</td> <td>18.12</td> <td>36.55</td> <td>372</td> <td>368 Peak</td> </tr> </tbody> </table>	Peak	Freq	Level	Limit	Line	ReadAntenna	Cable	Preamp	A/Pos	T/Pos	Remark		MHz	dBuV/m	dB	dBuV/m	dBuV	dB/m	dB	dB	cm	deg	1	5626.48	52.44	-15.86	66.30	38.85	34.89	18.85	36.55	372	368 Peak	2	5679.89	52.72	-17.63	66.33	38.12	34.38	18.85	36.57	372	368 Peak	3	5712.09	51.94	-16.79	186.73	37.37	35.83	18.12	36.58	372	368 Peak	4	5724.09	50.66	-18.63	121.29	36.87	35.86	18.12	36.55	372	368 Peak	<p>Date: 5 Date: 2023-02-16</p> <p>Site : 03CH02-SZ Condition : PART 15.407 3m HF_ANT_3117_0107 VERTICAL Project : 2N0202-01 Mode : Mode 42 SN : #69 GIBZJK0130550029 Plane : X with Accessories MCSO power setting 16</p> <table border="1"> <thead> <tr> <th>Peak</th> <th>Freq</th> <th>Level</th> <th>Limit</th> <th>Line</th> <th>ReadAntenna</th> <th>Cable</th> <th>Preamp</th> <th>A/Pos</th> <th>T/Pos</th> <th>Remark</th> </tr> <tr> <th></th> <th>MHz</th> <th>dBuV/m</th> <th>dB</th> <th>dBuV/m</th> <th>dBuV</th> <th>dB/m</th> <th>dB</th> <th>dB</th> <th>cm</th> <th>deg</th> </tr> </thead> <tbody> <tr> <td>1</td> <td>5795.98</td> <td>87.35</td> <td>29.85</td> <td>68.38</td> <td>82.64</td> <td>35.17</td> <td>18.16</td> <td>38.62</td> <td>372</td> <td>368 Peak</td> </tr> <tr> <td>2</td> <td>5795.98</td> <td>89.97</td> <td>.....</td> <td>72.35</td> <td>35.17</td> <td>18.16</td> <td>38.62</td> <td>372</td> <td>368 Average</td> <td></td> </tr> </tbody> </table>	Peak	Freq	Level	Limit	Line	ReadAntenna	Cable	Preamp	A/Pos	T/Pos	Remark		MHz	dBuV/m	dB	dBuV/m	dBuV	dB/m	dB	dB	cm	deg	1	5795.98	87.35	29.85	68.38	82.64	35.17	18.16	38.62	372	368 Peak	2	5795.98	89.97	72.35	35.17	18.16	38.62	372	368 Average	
Peak	Freq	Level	Limit	Line	ReadAntenna	Cable	Preamp	A/Pos	T/Pos	Remark																																																																																																						
	MHz	dBuV/m	dB	dBuV/m	dBuV	dB/m	dB	dB	cm	deg																																																																																																						
1	5626.48	52.44	-15.86	66.30	38.85	34.89	18.85	36.55	372	368 Peak																																																																																																						
2	5679.89	52.72	-17.63	66.33	38.12	34.38	18.85	36.57	372	368 Peak																																																																																																						
3	5712.09	51.94	-16.79	186.73	37.37	35.83	18.12	36.58	372	368 Peak																																																																																																						
4	5724.09	50.66	-18.63	121.29	36.87	35.86	18.12	36.55	372	368 Peak																																																																																																						
Peak	Freq	Level	Limit	Line	ReadAntenna	Cable	Preamp	A/Pos	T/Pos	Remark																																																																																																						
	MHz	dBuV/m	dB	dBuV/m	dBuV	dB/m	dB	dB	cm	deg																																																																																																						
1	5795.98	87.35	29.85	68.38	82.64	35.17	18.16	38.62	372	368 Peak																																																																																																						
2	5795.98	89.97	72.35	35.17	18.16	38.62	372	368 Average																																																																																																							
Peak	<p>Date: 6 Date: 2023-02-16</p> <p>Site : 03CH02-SZ Condition : PEAK_BE(B4)_16-24 3m HF_ANT_3117_0107 VERTICAL Project : 2N0202-01 Mode : Mode 42 SN : #69 GIBZJK0130550029 Plane : X with Accessories MCSO power setting 16</p> <table border="1"> <thead> <tr> <th>Peak</th> <th>Freq</th> <th>Level</th> <th>Limit</th> <th>Line</th> <th>ReadAntenna</th> <th>Cable</th> <th>Preamp</th> <th>A/Pos</th> <th>T/Pos</th> <th>Remark</th> </tr> <tr> <th></th> <th>MHz</th> <th>dBuV/m</th> <th>dB</th> <th>dBuV/m</th> <th>dBuV</th> <th>dB/m</th> <th>dB</th> <th>dB</th> <th>cm</th> <th>deg</th> </tr> </thead> <tbody> <tr> <td>1</td> <td>5855.88</td> <td>51.48</td> <td>-19.32</td> <td>118.88</td> <td>36.65</td> <td>35.28</td> <td>18.19</td> <td>36.64</td> <td>372</td> <td>368 Peak</td> </tr> <tr> <td>2</td> <td>5864.48</td> <td>52.86</td> <td>-18.21</td> <td>188.17</td> <td>38.81</td> <td>35.88</td> <td>18.23</td> <td>36.64</td> <td>372</td> <td>368 Peak</td> </tr> <tr> <td>3</td> <td>5884.28</td> <td>52.88</td> <td>-18.75</td> <td>83.55</td> <td>37.89</td> <td>35.33</td> <td>18.24</td> <td>36.66</td> <td>372</td> <td>368 Peak</td> </tr> <tr> <td>4</td> <td>5926.48</td> <td>51.86</td> <td>-18.44</td> <td>68.38</td> <td>36.98</td> <td>35.39</td> <td>18.24</td> <td>36.67</td> <td>372</td> <td>368 Peak</td> </tr> </tbody> </table>	Peak	Freq	Level	Limit	Line	ReadAntenna	Cable	Preamp	A/Pos	T/Pos	Remark		MHz	dBuV/m	dB	dBuV/m	dBuV	dB/m	dB	dB	cm	deg	1	5855.88	51.48	-19.32	118.88	36.65	35.28	18.19	36.64	372	368 Peak	2	5864.48	52.86	-18.21	188.17	38.81	35.88	18.23	36.64	372	368 Peak	3	5884.28	52.88	-18.75	83.55	37.89	35.33	18.24	36.66	372	368 Peak	4	5926.48	51.86	-18.44	68.38	36.98	35.39	18.24	36.67	372	368 Peak	Left blank																																												
Peak	Freq	Level	Limit	Line	ReadAntenna	Cable	Preamp	A/Pos	T/Pos	Remark																																																																																																						
	MHz	dBuV/m	dB	dBuV/m	dBuV	dB/m	dB	dB	cm	deg																																																																																																						
1	5855.88	51.48	-19.32	118.88	36.65	35.28	18.19	36.64	372	368 Peak																																																																																																						
2	5864.48	52.86	-18.21	188.17	38.81	35.88	18.23	36.64	372	368 Peak																																																																																																						
3	5884.28	52.88	-18.75	83.55	37.89	35.33	18.24	36.66	372	368 Peak																																																																																																						
4	5926.48	51.86	-18.44	68.38	36.98	35.39	18.24	36.67	372	368 Peak																																																																																																						



Band 4 5725~5850MHz
WIFI 802.11ac VHT80 (Band Edge @ 3m)

WIFI	Band 4 5725~5850MHz Band Edge @ 3m																																																																																																										
ANT	802.11ac VHT80 CH155 5775MHz																																																																																																										
1	Horizontal	Fundamental																																																																																																									
Peak	<p>Date: 1 Level (dBuV/m)</p> <p>Date: 2023-02-16 PEAK_BE(B4)_16.23</p> <p>Site : 03CH02-SZ Condition : PEAK_BE(B4)_16.24 3m HF_ANT_3117_0107 HORIZONTAL Project : 2N0202-01 Mode : Mode 43 SN : #69 G8B2AK0130550029 Plane : X with Accessories MCS9 power setting 16</p> <table border="1"> <thead> <tr> <th>Freq</th> <th>Level</th> <th>Over</th> <th>Limit</th> <th>ReadAntenna</th> <th>Cable</th> <th>Preamp</th> <th>A/Pos</th> <th>T/Pos</th> <th>Remark</th> </tr> <tr> <th>MHz</th> <th>dBuV/m</th> <th>dB</th> <th>dBuV/m</th> <th>dBuV</th> <th>dB/m</th> <th>dB</th> <th>cm</th> <th>deg</th> <th></th> </tr> </thead> <tbody> <tr> <td>1</td> <td>5649.60</td> <td>53.17</td> <td>-15.13</td> <td>68.30</td> <td>38.71</td> <td>34.95</td> <td>18.87</td> <td>38.56</td> <td>100</td> <td>224 Peak</td> </tr> <tr> <td>2</td> <td>5699.60</td> <td>62.78</td> <td>-42.21</td> <td>104.95</td> <td>48.16</td> <td>35.60</td> <td>18.12</td> <td>38.58</td> <td>100</td> <td>224 Peak</td> </tr> <tr> <td>3</td> <td>5796.00</td> <td>67.87</td> <td>-39.98</td> <td>107.85</td> <td>52.58</td> <td>35.43</td> <td>18.12</td> <td>38.58</td> <td>100</td> <td>224 Peak</td> </tr> <tr> <td>4</td> <td>5724.29</td> <td>65.47</td> <td>-34.91</td> <td>120.38</td> <td>58.88</td> <td>35.86</td> <td>18.12</td> <td>38.59</td> <td>100</td> <td>224 Peak</td> </tr> </tbody> </table>	Freq	Level	Over	Limit	ReadAntenna	Cable	Preamp	A/Pos	T/Pos	Remark	MHz	dBuV/m	dB	dBuV/m	dBuV	dB/m	dB	cm	deg		1	5649.60	53.17	-15.13	68.30	38.71	34.95	18.87	38.56	100	224 Peak	2	5699.60	62.78	-42.21	104.95	48.16	35.60	18.12	38.58	100	224 Peak	3	5796.00	67.87	-39.98	107.85	52.58	35.43	18.12	38.58	100	224 Peak	4	5724.29	65.47	-34.91	120.38	58.88	35.86	18.12	38.59	100	224 Peak	<p>Date: 2 Level (dBuV/m)</p> <p>Date: 2023-02-16 PEAK 15.40</p> <p>Site : 03CH02-SZ Condition : FNAT 15.407 3m HF_ANT_3117_0107 HORIZONTAL Project : 2N0202-01 Mode : Mode 43 SN : #69 G8B2AK0130550029 Plane : X with Accessories MCS9 power setting 16</p> <table border="1"> <thead> <tr> <th>Freq</th> <th>Level</th> <th>Over</th> <th>Limit</th> <th>ReadAntenna</th> <th>Cable</th> <th>Preamp</th> <th>A/Pos</th> <th>T/Pos</th> <th>Remark</th> </tr> <tr> <th>MHz</th> <th>dBuV/m</th> <th>dB</th> <th>dBuV/m</th> <th>dBuV</th> <th>dB/m</th> <th>dB</th> <th>cm</th> <th>deg</th> <th></th> </tr> </thead> <tbody> <tr> <td>1</td> <td>5775.00</td> <td>89.15</td> <td>38.85</td> <td>84.48</td> <td>35.14</td> <td>18.14</td> <td>38.61</td> <td>100</td> <td>224 Peak</td> </tr> <tr> <td>2</td> <td>5775.00</td> <td>92.27</td> <td>-----</td> <td>-----</td> <td>77.68</td> <td>35.14</td> <td>18.14</td> <td>38.61</td> <td>100</td> <td>224 Average</td> </tr> </tbody> </table>	Freq	Level	Over	Limit	ReadAntenna	Cable	Preamp	A/Pos	T/Pos	Remark	MHz	dBuV/m	dB	dBuV/m	dBuV	dB/m	dB	cm	deg		1	5775.00	89.15	38.85	84.48	35.14	18.14	38.61	100	224 Peak	2	5775.00	92.27	-----	-----	77.68	35.14	18.14	38.61	100	224 Average
Freq	Level	Over	Limit	ReadAntenna	Cable	Preamp	A/Pos	T/Pos	Remark																																																																																																		
MHz	dBuV/m	dB	dBuV/m	dBuV	dB/m	dB	cm	deg																																																																																																			
1	5649.60	53.17	-15.13	68.30	38.71	34.95	18.87	38.56	100	224 Peak																																																																																																	
2	5699.60	62.78	-42.21	104.95	48.16	35.60	18.12	38.58	100	224 Peak																																																																																																	
3	5796.00	67.87	-39.98	107.85	52.58	35.43	18.12	38.58	100	224 Peak																																																																																																	
4	5724.29	65.47	-34.91	120.38	58.88	35.86	18.12	38.59	100	224 Peak																																																																																																	
Freq	Level	Over	Limit	ReadAntenna	Cable	Preamp	A/Pos	T/Pos	Remark																																																																																																		
MHz	dBuV/m	dB	dBuV/m	dBuV	dB/m	dB	cm	deg																																																																																																			
1	5775.00	89.15	38.85	84.48	35.14	18.14	38.61	100	224 Peak																																																																																																		
2	5775.00	92.27	-----	-----	77.68	35.14	18.14	38.61	100	224 Average																																																																																																	
Peak	<p>Date: 3 Level (dBuV/m)</p> <p>Date: 2023-02-16 PEAK_BE(B4)_16.34</p> <p>Site : 03CH02-SZ Condition : PEAK_BE(B4)_16.24 3m HF_ANT_3117_0107 HORIZONTAL Project : 2N0202-01 Mode : Mode 43 SN : #69 G8B2AK0130550029 Plane : X with Accessories MCS9 power setting 16</p> <table border="1"> <thead> <tr> <th>Freq</th> <th>Level</th> <th>Over</th> <th>Limit</th> <th>ReadAntenna</th> <th>Cable</th> <th>Preamp</th> <th>A/Pos</th> <th>T/Pos</th> <th>Remark</th> </tr> <tr> <th>MHz</th> <th>dBuV/m</th> <th>dB</th> <th>dBuV/m</th> <th>dBuV</th> <th>dB/m</th> <th>dB</th> <th>cm</th> <th>deg</th> <th></th> </tr> </thead> <tbody> <tr> <td>1</td> <td>5851.28</td> <td>94.48</td> <td>-40.40</td> <td>134.48</td> <td>39.44</td> <td>35.25</td> <td>18.23</td> <td>38.64</td> <td>100</td> <td>224 Peak</td> </tr> <tr> <td>2</td> <td>5856.00</td> <td>55.26</td> <td>-35.24</td> <td>119.52</td> <td>48.41</td> <td>35.28</td> <td>18.23</td> <td>38.64</td> <td>100</td> <td>224 Peak</td> </tr> <tr> <td>3</td> <td>5883.00</td> <td>52.28</td> <td>-46.38</td> <td>99.11</td> <td>37.94</td> <td>35.31</td> <td>18.23</td> <td>38.65</td> <td>100</td> <td>224 Peak</td> </tr> <tr> <td>4</td> <td>5942.48</td> <td>52.41</td> <td>-15.89</td> <td>68.38</td> <td>37.48</td> <td>35.42</td> <td>18.24</td> <td>38.67</td> <td>100</td> <td>224 Peak</td> </tr> </tbody> </table>	Freq	Level	Over	Limit	ReadAntenna	Cable	Preamp	A/Pos	T/Pos	Remark	MHz	dBuV/m	dB	dBuV/m	dBuV	dB/m	dB	cm	deg		1	5851.28	94.48	-40.40	134.48	39.44	35.25	18.23	38.64	100	224 Peak	2	5856.00	55.26	-35.24	119.52	48.41	35.28	18.23	38.64	100	224 Peak	3	5883.00	52.28	-46.38	99.11	37.94	35.31	18.23	38.65	100	224 Peak	4	5942.48	52.41	-15.89	68.38	37.48	35.42	18.24	38.67	100	224 Peak	Left blank																																									
Freq	Level	Over	Limit	ReadAntenna	Cable	Preamp	A/Pos	T/Pos	Remark																																																																																																		
MHz	dBuV/m	dB	dBuV/m	dBuV	dB/m	dB	cm	deg																																																																																																			
1	5851.28	94.48	-40.40	134.48	39.44	35.25	18.23	38.64	100	224 Peak																																																																																																	
2	5856.00	55.26	-35.24	119.52	48.41	35.28	18.23	38.64	100	224 Peak																																																																																																	
3	5883.00	52.28	-46.38	99.11	37.94	35.31	18.23	38.65	100	224 Peak																																																																																																	
4	5942.48	52.41	-15.89	68.38	37.48	35.42	18.24	38.67	100	224 Peak																																																																																																	



WIFI	Band 4 5725~5850MHz Band Edge @ 3m																																																																																																															
ANT	802.11ac VHT80 CH155 5775MHz																																																																																																															
1	Vertical	Fundamental																																																																																																														
Peak	<p>Date: 4 Date: 2023-02-16</p> <p>Site : 03CH02-SZ Condition : PEAK_BE(B4)_16-24 3m HF_ANT_3117_0107 VERTICAL Project : 2N0202-01 Mode : Mode 43 SN : #69 G8E2JK0130550029 Plane : X with Accessories MCS0 power setting 16</p> <table border="1"> <thead> <tr> <th>Peak</th> <th>Freq</th> <th>Level</th> <th>Limit</th> <th>Line</th> <th>ReadAntenna</th> <th>Cable</th> <th>Preamp</th> <th>A/Pos</th> <th>T/Pos</th> <th>Remark</th> </tr> <tr> <th></th> <th>MHz</th> <th>dBuV/m</th> <th>dB</th> <th>dBuV/m</th> <th>dBuV</th> <th>dB/m</th> <th>dB</th> <th>dB</th> <th>cm</th> <th>deg</th> </tr> </thead> <tbody> <tr> <td>1</td> <td>5632.08</td> <td>52.70</td> <td>-15.08</td> <td>68.38</td> <td>38.26</td> <td>34.92</td> <td>18.07</td> <td>38.55</td> <td>374</td> <td>368 Peak</td> </tr> <tr> <td>2</td> <td>5699.08</td> <td>56.53</td> <td>-8.23</td> <td>106.75</td> <td>42.82</td> <td>35.00</td> <td>18.09</td> <td>38.58</td> <td>374</td> <td>368 Peak</td> </tr> <tr> <td>3</td> <td>5712.08</td> <td>57.71</td> <td>-9.05</td> <td>108.56</td> <td>43.14</td> <td>35.83</td> <td>18.12</td> <td>38.58</td> <td>374</td> <td>368 Peak</td> </tr> <tr> <td>4</td> <td>5725.08</td> <td>57.51</td> <td>-10.87</td> <td>112.08</td> <td>42.62</td> <td>35.06</td> <td>18.12</td> <td>38.55</td> <td>374</td> <td>368 Peak</td> </tr> </tbody> </table>	Peak	Freq	Level	Limit	Line	ReadAntenna	Cable	Preamp	A/Pos	T/Pos	Remark		MHz	dBuV/m	dB	dBuV/m	dBuV	dB/m	dB	dB	cm	deg	1	5632.08	52.70	-15.08	68.38	38.26	34.92	18.07	38.55	374	368 Peak	2	5699.08	56.53	-8.23	106.75	42.82	35.00	18.09	38.58	374	368 Peak	3	5712.08	57.71	-9.05	108.56	43.14	35.83	18.12	38.58	374	368 Peak	4	5725.08	57.51	-10.87	112.08	42.62	35.06	18.12	38.55	374	368 Peak	<p>Date: 5 Date: 2023-02-16</p> <p>Site : 03CH02-SZ Condition : PART 15.407 3m HF_ANT_3117_0107 VERTICAL Project : 2N0202-01 Mode : Mode 43 SN : #69 G8E2JK0130550029 Plane : X with Accessories MCS0 power setting 16</p> <table border="1"> <thead> <tr> <th>Peak</th> <th>Freq</th> <th>Level</th> <th>Limit</th> <th>Line</th> <th>ReadAntenna</th> <th>Cable</th> <th>Preamp</th> <th>A/Pos</th> <th>T/Pos</th> <th>Remark</th> </tr> <tr> <th></th> <th>MHz</th> <th>dBuV/m</th> <th>dB</th> <th>dBuV/m</th> <th>dBuV</th> <th>dB/m</th> <th>dB</th> <th>dB</th> <th>cm</th> <th>deg</th> </tr> </thead> <tbody> <tr> <td>1</td> <td>5775.00</td> <td>94.83</td> <td>26.53</td> <td>68.38</td> <td>89.16</td> <td>15.14</td> <td>18.14</td> <td>38.61</td> <td>374</td> <td>368 Peak</td> </tr> <tr> <td>2</td> <td>5775.00</td> <td>88.18</td> <td>.....</td> <td>72.51</td> <td>35.16</td> <td>18.14</td> <td>38.61</td> <td>374</td> <td>368 Average</td> <td></td> </tr> </tbody> </table>	Peak	Freq	Level	Limit	Line	ReadAntenna	Cable	Preamp	A/Pos	T/Pos	Remark		MHz	dBuV/m	dB	dBuV/m	dBuV	dB/m	dB	dB	cm	deg	1	5775.00	94.83	26.53	68.38	89.16	15.14	18.14	38.61	374	368 Peak	2	5775.00	88.18	72.51	35.16	18.14	38.61	374	368 Average	
Peak	Freq	Level	Limit	Line	ReadAntenna	Cable	Preamp	A/Pos	T/Pos	Remark																																																																																																						
	MHz	dBuV/m	dB	dBuV/m	dBuV	dB/m	dB	dB	cm	deg																																																																																																						
1	5632.08	52.70	-15.08	68.38	38.26	34.92	18.07	38.55	374	368 Peak																																																																																																						
2	5699.08	56.53	-8.23	106.75	42.82	35.00	18.09	38.58	374	368 Peak																																																																																																						
3	5712.08	57.71	-9.05	108.56	43.14	35.83	18.12	38.58	374	368 Peak																																																																																																						
4	5725.08	57.51	-10.87	112.08	42.62	35.06	18.12	38.55	374	368 Peak																																																																																																						
Peak	Freq	Level	Limit	Line	ReadAntenna	Cable	Preamp	A/Pos	T/Pos	Remark																																																																																																						
	MHz	dBuV/m	dB	dBuV/m	dBuV	dB/m	dB	dB	cm	deg																																																																																																						
1	5775.00	94.83	26.53	68.38	89.16	15.14	18.14	38.61	374	368 Peak																																																																																																						
2	5775.00	88.18	72.51	35.16	18.14	38.61	374	368 Average																																																																																																							
Peak	<p>Date: 6 Date: 2023-02-16</p> <p>Site : 03CH02-SZ Condition : PEAK_BE(B4)_16-24 3m HF_ANT_3117_0107 VERTICAL Project : 2N0202-01 Mode : Mode 43 SN : #69 G8E2JK0130550029 Plane : X with Accessories MCS0 power setting 16</p> <table border="1"> <thead> <tr> <th>Peak</th> <th>Freq</th> <th>Level</th> <th>Limit</th> <th>Line</th> <th>ReadAntenna</th> <th>Cable</th> <th>Preamp</th> <th>A/Pos</th> <th>T/Pos</th> <th>Remark</th> </tr> <tr> <th></th> <th>MHz</th> <th>dBuV/m</th> <th>dB</th> <th>dBuV/m</th> <th>dBuV</th> <th>dB/m</th> <th>dB</th> <th>dB</th> <th>cm</th> <th>deg</th> </tr> </thead> <tbody> <tr> <td>1</td> <td>5851.48</td> <td>52.92</td> <td>-6.89</td> <td>119.81</td> <td>38.12</td> <td>35.25</td> <td>18.19</td> <td>38.64</td> <td>374</td> <td>368 Peak</td> </tr> <tr> <td>2</td> <td>5865.08</td> <td>52.78</td> <td>-16.89</td> <td>107.77</td> <td>37.80</td> <td>35.88</td> <td>18.23</td> <td>38.64</td> <td>374</td> <td>368 Peak</td> </tr> <tr> <td>3</td> <td>5918.08</td> <td>52.83</td> <td>-15.99</td> <td>78.82</td> <td>37.89</td> <td>35.36</td> <td>18.24</td> <td>38.66</td> <td>374</td> <td>368 Peak</td> </tr> <tr> <td>4</td> <td>5931.08</td> <td>52.51</td> <td>-15.79</td> <td>68.38</td> <td>37.55</td> <td>35.39</td> <td>18.24</td> <td>38.67</td> <td>374</td> <td>368 Peak</td> </tr> </tbody> </table>	Peak	Freq	Level	Limit	Line	ReadAntenna	Cable	Preamp	A/Pos	T/Pos	Remark		MHz	dBuV/m	dB	dBuV/m	dBuV	dB/m	dB	dB	cm	deg	1	5851.48	52.92	-6.89	119.81	38.12	35.25	18.19	38.64	374	368 Peak	2	5865.08	52.78	-16.89	107.77	37.80	35.88	18.23	38.64	374	368 Peak	3	5918.08	52.83	-15.99	78.82	37.89	35.36	18.24	38.66	374	368 Peak	4	5931.08	52.51	-15.79	68.38	37.55	35.39	18.24	38.67	374	368 Peak	Left blank																																												
Peak	Freq	Level	Limit	Line	ReadAntenna	Cable	Preamp	A/Pos	T/Pos	Remark																																																																																																						
	MHz	dBuV/m	dB	dBuV/m	dBuV	dB/m	dB	dB	cm	deg																																																																																																						
1	5851.48	52.92	-6.89	119.81	38.12	35.25	18.19	38.64	374	368 Peak																																																																																																						
2	5865.08	52.78	-16.89	107.77	37.80	35.88	18.23	38.64	374	368 Peak																																																																																																						
3	5918.08	52.83	-15.99	78.82	37.89	35.36	18.24	38.66	374	368 Peak																																																																																																						
4	5931.08	52.51	-15.79	68.38	37.55	35.39	18.24	38.67	374	368 Peak																																																																																																						



Band 4 - 5725~5850MHz
WIFI 802.11a (Harmonic @ 3m)

WIFI	Band 4 5725~5850MHz Harmonic @ 3m																																																																																									
ANT	802.11a CH149 5745MHz																																																																																									
1	Horizontal	Vertical																																																																																								
Peak Avg.	<p>Site : 03CH02-SZ Condition : PART 15.407 3m HF_ANT_3117_0107 HORIZONTAL Project : 2N0202-011 Mode : Mode 35 SN : #69 G0B2JK0130550029 Plane : X with Accessories EM power setting 17</p> <table border="1"> <thead> <tr> <th>Freq</th> <th>Level</th> <th>Limit</th> <th>Over</th> <th>Line</th> <th>ReadAntenna</th> <th>Cable</th> <th>Preamp</th> <th>A/Pos</th> <th>T/Pos</th> <th>Remark</th> </tr> <tr> <th>MHz</th> <th>dBuV/m</th> <th>dB</th> <th>dBuV/m</th> <th>dB</th> <th>dB</th> <th>dB</th> <th>dB</th> <th>cm</th> <th>deg</th> <th></th> </tr> </thead> <tbody> <tr> <td>1</td> <td>11490.00</td> <td>49.25</td> <td>-24.75</td> <td>74.00</td> <td>54.88</td> <td>38.58</td> <td>13.70</td> <td>57.91</td> <td>...</td> <td>Peak</td> </tr> <tr> <td>2</td> <td>17235.00</td> <td>51.07</td> <td>-16.03</td> <td>68.10</td> <td>59.68</td> <td>41.29</td> <td>16.13</td> <td>56.83</td> <td>...</td> <td>Peak</td> </tr> </tbody> </table>	Freq	Level	Limit	Over	Line	ReadAntenna	Cable	Preamp	A/Pos	T/Pos	Remark	MHz	dBuV/m	dB	dBuV/m	dB	dB	dB	dB	cm	deg		1	11490.00	49.25	-24.75	74.00	54.88	38.58	13.70	57.91	...	Peak	2	17235.00	51.07	-16.03	68.10	59.68	41.29	16.13	56.83	...	Peak	<p>Site : 03CH02-SZ Condition : PART 15.407 3m HF_ANT_3117_0107 VERTICAL Project : 2N0202-011 Mode : Mode 35 SN : #69 G0B2JK0130550029 Plane : X with Accessories EM power setting 17</p> <table border="1"> <thead> <tr> <th>Freq</th> <th>Level</th> <th>Limit</th> <th>Over</th> <th>Line</th> <th>ReadAntenna</th> <th>Cable</th> <th>Preamp</th> <th>A/Pos</th> <th>T/Pos</th> <th>Remark</th> </tr> <tr> <th>MHz</th> <th>dBuV/m</th> <th>dB</th> <th>dBuV/m</th> <th>dB</th> <th>dB</th> <th>dB</th> <th>dB</th> <th>cm</th> <th>deg</th> <th></th> </tr> </thead> <tbody> <tr> <td>1</td> <td>11490.00</td> <td>49.30</td> <td>-24.70</td> <td>74.00</td> <td>54.93</td> <td>38.54</td> <td>13.70</td> <td>57.91</td> <td>...</td> <td>Peak</td> </tr> <tr> <td>2</td> <td>17235.00</td> <td>51.09</td> <td>-16.41</td> <td>68.10</td> <td>59.90</td> <td>41.29</td> <td>16.13</td> <td>56.83</td> <td>...</td> <td>Peak</td> </tr> </tbody> </table>	Freq	Level	Limit	Over	Line	ReadAntenna	Cable	Preamp	A/Pos	T/Pos	Remark	MHz	dBuV/m	dB	dBuV/m	dB	dB	dB	dB	cm	deg		1	11490.00	49.30	-24.70	74.00	54.93	38.54	13.70	57.91	...	Peak	2	17235.00	51.09	-16.41	68.10	59.90	41.29	16.13	56.83	...	Peak
Freq	Level	Limit	Over	Line	ReadAntenna	Cable	Preamp	A/Pos	T/Pos	Remark																																																																																
MHz	dBuV/m	dB	dBuV/m	dB	dB	dB	dB	cm	deg																																																																																	
1	11490.00	49.25	-24.75	74.00	54.88	38.58	13.70	57.91	...	Peak																																																																																
2	17235.00	51.07	-16.03	68.10	59.68	41.29	16.13	56.83	...	Peak																																																																																
Freq	Level	Limit	Over	Line	ReadAntenna	Cable	Preamp	A/Pos	T/Pos	Remark																																																																																
MHz	dBuV/m	dB	dBuV/m	dB	dB	dB	dB	cm	deg																																																																																	
1	11490.00	49.30	-24.70	74.00	54.93	38.54	13.70	57.91	...	Peak																																																																																
2	17235.00	51.09	-16.41	68.10	59.90	41.29	16.13	56.83	...	Peak																																																																																



WIFI	Band 4 5725~5850MHz Harmonic @ 3m																																																																																					
ANT	802.11a CH157 5785MHz																																																																																					
1	Horizontal	Vertical																																																																																				
Peak Avg.	<p>Date: 7 Date: 2023-02-16</p> <p>Site : 03CH02-SZ Condition : PART 15.407 3m HF_ANT_3117_0107 HORIZONTAL Project : 280202-01 Mode : Mode 36 SN : #69 GIBZAN013050029 Plane : X with Accessories GM power setting 17</p> <table border="1"> <thead> <tr> <th>Freq</th> <th>Level</th> <th>Limit</th> <th>Over</th> <th>Line</th> <th>Level Factor</th> <th>Loss Factor</th> <th>A/Pos</th> <th>T/Pos</th> <th>Remark</th> </tr> <tr> <th>MHz</th> <th>dBuV/m</th> <th>dB</th> <th>dBuV/m</th> <th>dBuV</th> <th>dB/m</th> <th>dB</th> <th>dB</th> <th>cm</th> <th>deg</th> </tr> </thead> <tbody> <tr> <td>1</td> <td>11576.00</td> <td>49.97</td> <td>-24.83</td> <td>74.80</td> <td>55.58</td> <td>38.68</td> <td>13.78</td> <td>57.91</td> <td>...</td> <td>Peak</td> </tr> <tr> <td>2</td> <td>17355.00</td> <td>59.79</td> <td>-17.51</td> <td>69.28</td> <td>49.98</td> <td>41.34</td> <td>16.58</td> <td>56.95</td> <td>...</td> <td>Peak</td> </tr> </tbody> </table>	Freq	Level	Limit	Over	Line	Level Factor	Loss Factor	A/Pos	T/Pos	Remark	MHz	dBuV/m	dB	dBuV/m	dBuV	dB/m	dB	dB	cm	deg	1	11576.00	49.97	-24.83	74.80	55.58	38.68	13.78	57.91	...	Peak	2	17355.00	59.79	-17.51	69.28	49.98	41.34	16.58	56.95	...	Peak	<p>Date: 8 Date: 2023-02-16</p> <p>Site : 03CH02-SZ Condition : PART 15.407 3m HF_ANT_3117_0107 VERTICAL Project : 280202-01 Mode : Mode 36 SN : #69 GIBZAN013050029 Plane : X with Accessories GM power setting 17</p> <table border="1"> <thead> <tr> <th>Freq</th> <th>Level</th> <th>Limit</th> <th>Over</th> <th>Line</th> <th>Level Factor</th> <th>Loss Factor</th> <th>A/Pos</th> <th>T/Pos</th> <th>Remark</th> </tr> <tr> <th>MHz</th> <th>dBuV/m</th> <th>dB</th> <th>dBuV/m</th> <th>dBuV</th> <th>dB/m</th> <th>dB</th> <th>dB</th> <th>cm</th> <th>deg</th> </tr> </thead> <tbody> <tr> <td>1</td> <td>11576.00</td> <td>49.71</td> <td>-24.29</td> <td>74.00</td> <td>55.24</td> <td>38.68</td> <td>13.78</td> <td>57.91</td> <td>...</td> <td>Peak</td> </tr> <tr> <td>2</td> <td>17355.00</td> <td>59.42</td> <td>-17.68</td> <td>69.74</td> <td>49.23</td> <td>41.34</td> <td>16.58</td> <td>56.95</td> <td>...</td> <td>Peak</td> </tr> </tbody> </table>	Freq	Level	Limit	Over	Line	Level Factor	Loss Factor	A/Pos	T/Pos	Remark	MHz	dBuV/m	dB	dBuV/m	dBuV	dB/m	dB	dB	cm	deg	1	11576.00	49.71	-24.29	74.00	55.24	38.68	13.78	57.91	...	Peak	2	17355.00	59.42	-17.68	69.74	49.23	41.34	16.58	56.95	...	Peak
	Freq	Level	Limit	Over	Line	Level Factor	Loss Factor	A/Pos	T/Pos	Remark																																																																												
MHz	dBuV/m	dB	dBuV/m	dBuV	dB/m	dB	dB	cm	deg																																																																													
1	11576.00	49.97	-24.83	74.80	55.58	38.68	13.78	57.91	...	Peak																																																																												
2	17355.00	59.79	-17.51	69.28	49.98	41.34	16.58	56.95	...	Peak																																																																												
Freq	Level	Limit	Over	Line	Level Factor	Loss Factor	A/Pos	T/Pos	Remark																																																																													
MHz	dBuV/m	dB	dBuV/m	dBuV	dB/m	dB	dB	cm	deg																																																																													
1	11576.00	49.71	-24.29	74.00	55.24	38.68	13.78	57.91	...	Peak																																																																												
2	17355.00	59.42	-17.68	69.74	49.23	41.34	16.58	56.95	...	Peak																																																																												



WIFI	Band 4 5725~5850MHz Harmonic @ 3m																																																																																	
ANT	802.11a CH165 5825MHz																																																																																	
1	Horizontal	Vertical																																																																																
Peak Avg.	<p>Date: 13</p> <p>Date: 2023-02-16</p> <p>Site : 03CH02-SZ Condition : PART 15.407 3m HF_ANT_3117_0107 HORIZONTAL Project : 280202-01 Mode : Mode 37 SN : #69 GREGAN013050029 Plane : X with Accessories GM power setting 17</p> <table border="1"> <thead> <tr> <th>Freq</th> <th>Level</th> <th>Over</th> <th>Limit</th> <th>ReadAntenna</th> <th>Cable</th> <th>Preamp</th> <th>A/Pos</th> <th>T/Pos</th> <th>Remark</th> </tr> <tr> <th>MHz</th> <th>dBuV/m</th> <th>dB</th> <th>dBuV/m</th> <th>dB/m</th> <th>dB</th> <th>dB</th> <th>cm</th> <th>deg</th> <th></th> </tr> </thead> <tbody> <tr> <td>1</td> <td>11659.00</td> <td>49.35</td> <td>-24.65</td> <td>74.00</td> <td>54.82</td> <td>38.77</td> <td>13.69</td> <td>57.93</td> <td>... Peak</td> </tr> <tr> <td>2</td> <td>17475.00</td> <td>59.32</td> <td>-17.68</td> <td>68.38</td> <td>49.53</td> <td>35.47</td> <td>57.87</td> <td>...</td> <td>Peak</td> </tr> </tbody> </table>	Freq	Level	Over	Limit	ReadAntenna	Cable	Preamp	A/Pos	T/Pos	Remark	MHz	dBuV/m	dB	dBuV/m	dB/m	dB	dB	cm	deg		1	11659.00	49.35	-24.65	74.00	54.82	38.77	13.69	57.93	... Peak	2	17475.00	59.32	-17.68	68.38	49.53	35.47	57.87	...	Peak	<p>Date: 14</p> <p>Date: 2023-02-16</p> <p>Site : x8 Condition : PART 15.407 3m HF_ANT_3117_0107 VERTICAL Project : 280202-01 Mode : Mode 37 SN : #69 GREGAN013050029 Plane : X with Accessories GM power setting 17</p> <table border="1"> <thead> <tr> <th>Freq</th> <th>Level</th> <th>Over</th> <th>Limit</th> <th>ReadAntenna</th> <th>Cable</th> <th>Preamp</th> <th>A/Pos</th> <th>T/Pos</th> <th>Remark</th> </tr> <tr> <th>MHz</th> <th>dBuV/m</th> <th>dB</th> <th>dBuV/m</th> <th>dB/m</th> <th>dB</th> <th>dB</th> <th>cm</th> <th>deg</th> <th></th> </tr> </thead> <tbody> <tr> <td>1</td> <td>11659.00</td> <td>58.18</td> <td>-23.82</td> <td>74.00</td> <td>55.65</td> <td>38.77</td> <td>13.69</td> <td>57.93</td> <td>... Peak</td> </tr> <tr> <td>2</td> <td>17475.00</td> <td>59.23</td> <td>-18.67</td> <td>68.38</td> <td>49.44</td> <td>41.38</td> <td>16.47</td> <td>57.87</td> <td>... Peak</td> </tr> </tbody> </table>	Freq	Level	Over	Limit	ReadAntenna	Cable	Preamp	A/Pos	T/Pos	Remark	MHz	dBuV/m	dB	dBuV/m	dB/m	dB	dB	cm	deg		1	11659.00	58.18	-23.82	74.00	55.65	38.77	13.69	57.93	... Peak	2	17475.00	59.23	-18.67	68.38	49.44	41.38	16.47	57.87	... Peak
	Freq	Level	Over	Limit	ReadAntenna	Cable	Preamp	A/Pos	T/Pos	Remark																																																																								
MHz	dBuV/m	dB	dBuV/m	dB/m	dB	dB	cm	deg																																																																										
1	11659.00	49.35	-24.65	74.00	54.82	38.77	13.69	57.93	... Peak																																																																									
2	17475.00	59.32	-17.68	68.38	49.53	35.47	57.87	...	Peak																																																																									
Freq	Level	Over	Limit	ReadAntenna	Cable	Preamp	A/Pos	T/Pos	Remark																																																																									
MHz	dBuV/m	dB	dBuV/m	dB/m	dB	dB	cm	deg																																																																										
1	11659.00	58.18	-23.82	74.00	55.65	38.77	13.69	57.93	... Peak																																																																									
2	17475.00	59.23	-18.67	68.38	49.44	41.38	16.47	57.87	... Peak																																																																									



Band 4 5725~5850MHz
WIFI 802.11n HT20 (Harmonic @ 3m)

WIFI	Band 4 5725~5850MHz Harmonic @ 3m																																																																																	
ANT	802.11n HT20 CH149 5745MHz																																																																																	
1	Horizontal	Vertical																																																																																
Peak Avg.	<p>Date: 13 Date: 2023-02-16</p> <p>Site : 03CH02-SZ Condition : P/NRT 15-407 3m HP_ANT_3117_0107 HORIZONTAL Project : 2N0202-01 Mode : Mode 30 SN : #69 G8B2JK0130550029 Plane : X with Accessories MCS9 power splng 17</p> <table border="1"> <thead> <tr> <th>Freq</th> <th>Level</th> <th>Over</th> <th>Limit</th> <th>ReadAntenna</th> <th>Cable</th> <th>Preamp</th> <th>A/Pos</th> <th>T/Pos</th> <th>Remark</th> </tr> <tr> <th>MHz</th> <th>dBuV/m</th> <th>dB</th> <th>dBuV/m</th> <th>dBuV</th> <th>dB/m</th> <th>dB</th> <th>dB</th> <th>cm</th> <th>deg</th> </tr> </thead> <tbody> <tr> <td>1</td> <td>11490.00</td> <td>49.74</td> <td>-24.26</td> <td>74.00</td> <td>55.37</td> <td>38.58</td> <td>13.78</td> <td>57.91</td> <td>--- Peak</td> </tr> <tr> <td>2</td> <td>17235.00</td> <td>50.92</td> <td>-17.38</td> <td>68.30</td> <td>49.93</td> <td>41.29</td> <td>16.53</td> <td>56.83</td> <td>--- Peak</td> </tr> </tbody> </table>	Freq	Level	Over	Limit	ReadAntenna	Cable	Preamp	A/Pos	T/Pos	Remark	MHz	dBuV/m	dB	dBuV/m	dBuV	dB/m	dB	dB	cm	deg	1	11490.00	49.74	-24.26	74.00	55.37	38.58	13.78	57.91	--- Peak	2	17235.00	50.92	-17.38	68.30	49.93	41.29	16.53	56.83	--- Peak	<p>Date: 14 Date: 2023-02-16</p> <p>Site : 03CH02-SZ Condition : P/NRT 15-407 3m HP_ANT_3117_0107 VERTICAL Project : 2N0202-01 Mode : Mode 30 SN : #69 G8B2JK0130550029 Plane : X with Accessories MCS9 power splng 17</p> <table border="1"> <thead> <tr> <th>Freq</th> <th>Level</th> <th>Over</th> <th>Limit</th> <th>ReadAntenna</th> <th>Cable</th> <th>Preamp</th> <th>A/Pos</th> <th>T/Pos</th> <th>Remark</th> </tr> <tr> <th>MHz</th> <th>dBuV/m</th> <th>dB</th> <th>dBuV/m</th> <th>dBuV</th> <th>dB/m</th> <th>dB</th> <th>dB</th> <th>cm</th> <th>deg</th> </tr> </thead> <tbody> <tr> <td>1</td> <td>11490.00</td> <td>50.65</td> <td>-23.35</td> <td>74.00</td> <td>56.28</td> <td>38.58</td> <td>13.78</td> <td>57.91</td> <td>--- Peak</td> </tr> <tr> <td>2</td> <td>17235.00</td> <td>50.82</td> <td>-17.48</td> <td>68.30</td> <td>49.83</td> <td>41.29</td> <td>16.53</td> <td>56.83</td> <td>--- Peak</td> </tr> </tbody> </table>	Freq	Level	Over	Limit	ReadAntenna	Cable	Preamp	A/Pos	T/Pos	Remark	MHz	dBuV/m	dB	dBuV/m	dBuV	dB/m	dB	dB	cm	deg	1	11490.00	50.65	-23.35	74.00	56.28	38.58	13.78	57.91	--- Peak	2	17235.00	50.82	-17.48	68.30	49.83	41.29	16.53	56.83	--- Peak
Freq	Level	Over	Limit	ReadAntenna	Cable	Preamp	A/Pos	T/Pos	Remark																																																																									
MHz	dBuV/m	dB	dBuV/m	dBuV	dB/m	dB	dB	cm	deg																																																																									
1	11490.00	49.74	-24.26	74.00	55.37	38.58	13.78	57.91	--- Peak																																																																									
2	17235.00	50.92	-17.38	68.30	49.93	41.29	16.53	56.83	--- Peak																																																																									
Freq	Level	Over	Limit	ReadAntenna	Cable	Preamp	A/Pos	T/Pos	Remark																																																																									
MHz	dBuV/m	dB	dBuV/m	dBuV	dB/m	dB	dB	cm	deg																																																																									
1	11490.00	50.65	-23.35	74.00	56.28	38.58	13.78	57.91	--- Peak																																																																									
2	17235.00	50.82	-17.48	68.30	49.83	41.29	16.53	56.83	--- Peak																																																																									



WIFI	Band 4 5725~5850MHz Harmonic @ 3m																																																																																									
ANT	802.11n HT20 CH157 5785MHz																																																																																									
1	Horizontal	Vertical																																																																																								
Peak Avg.	<p>Date: 7 Date: 2023-02-16</p> <p>Site : 03CH02-SZ Condition : PART 15.407 3m HF_ANT_3117_0107 HORIZONTAL Project : 280202-01 Mode : Mode 39 SN : #69 GREGAN013050029 Plane : X with Accessories MCSO power setting 17</p> <table border="1"> <thead> <tr> <th>Freq</th> <th>Level</th> <th>Limit</th> <th>Over</th> <th>Line</th> <th>Level Factor</th> <th>Cable Loss Factor</th> <th>Preamp</th> <th>A/Pos</th> <th>T/Pos</th> <th>Remark</th> </tr> <tr> <th>MHz</th> <th>dBuV/m</th> <th>dB</th> <th>dBuV/m</th> <th>dBuV</th> <th>dB/m</th> <th>dB</th> <th>dB</th> <th>cm</th> <th>deg</th> <th></th> </tr> </thead> <tbody> <tr> <td>1</td> <td>11576.00</td> <td>58.00</td> <td>-23.20</td> <td>74.00</td> <td>56.33</td> <td>38.68</td> <td>13.70</td> <td>57.91</td> <td>...</td> <td>Peak</td> </tr> <tr> <td>2</td> <td>17355.00</td> <td>58.09</td> <td>-17.37</td> <td>68.38</td> <td>58.04</td> <td>41.34</td> <td>16.58</td> <td>56.95</td> <td>...</td> <td>Peak</td> </tr> </tbody> </table>	Freq	Level	Limit	Over	Line	Level Factor	Cable Loss Factor	Preamp	A/Pos	T/Pos	Remark	MHz	dBuV/m	dB	dBuV/m	dBuV	dB/m	dB	dB	cm	deg		1	11576.00	58.00	-23.20	74.00	56.33	38.68	13.70	57.91	...	Peak	2	17355.00	58.09	-17.37	68.38	58.04	41.34	16.58	56.95	...	Peak	<p>Date: 8 Date: 2023-02-16</p> <p>Site : 03CH02-SZ Condition : PART 15.407 3m HF_ANT_3117_0107 VERTICAL Project : 280202-01 Mode : Mode 39 SN : #69 GREGAN013050029 Plane : X with Accessories MCSO power setting 17</p> <table border="1"> <thead> <tr> <th>Freq</th> <th>Level</th> <th>Limit</th> <th>Over</th> <th>Line</th> <th>Level Factor</th> <th>Cable Loss Factor</th> <th>Preamp</th> <th>A/Pos</th> <th>T/Pos</th> <th>Remark</th> </tr> <tr> <th>MHz</th> <th>dBuV/m</th> <th>dB</th> <th>dBuV/m</th> <th>dBuV</th> <th>dB/m</th> <th>dB</th> <th>dB</th> <th>cm</th> <th>deg</th> <th></th> </tr> </thead> <tbody> <tr> <td>1</td> <td>11576.00</td> <td>48.70</td> <td>-25.30</td> <td>74.00</td> <td>54.23</td> <td>38.68</td> <td>13.70</td> <td>57.91</td> <td>...</td> <td>Peak</td> </tr> <tr> <td>2</td> <td>17355.00</td> <td>58.27</td> <td>-17.73</td> <td>68.38</td> <td>49.48</td> <td>41.34</td> <td>16.58</td> <td>56.95</td> <td>...</td> <td>Peak</td> </tr> </tbody> </table>	Freq	Level	Limit	Over	Line	Level Factor	Cable Loss Factor	Preamp	A/Pos	T/Pos	Remark	MHz	dBuV/m	dB	dBuV/m	dBuV	dB/m	dB	dB	cm	deg		1	11576.00	48.70	-25.30	74.00	54.23	38.68	13.70	57.91	...	Peak	2	17355.00	58.27	-17.73	68.38	49.48	41.34	16.58	56.95	...	Peak
	Freq	Level	Limit	Over	Line	Level Factor	Cable Loss Factor	Preamp	A/Pos	T/Pos	Remark																																																																															
MHz	dBuV/m	dB	dBuV/m	dBuV	dB/m	dB	dB	cm	deg																																																																																	
1	11576.00	58.00	-23.20	74.00	56.33	38.68	13.70	57.91	...	Peak																																																																																
2	17355.00	58.09	-17.37	68.38	58.04	41.34	16.58	56.95	...	Peak																																																																																
Freq	Level	Limit	Over	Line	Level Factor	Cable Loss Factor	Preamp	A/Pos	T/Pos	Remark																																																																																
MHz	dBuV/m	dB	dBuV/m	dBuV	dB/m	dB	dB	cm	deg																																																																																	
1	11576.00	48.70	-25.30	74.00	54.23	38.68	13.70	57.91	...	Peak																																																																																
2	17355.00	58.27	-17.73	68.38	49.48	41.34	16.58	56.95	...	Peak																																																																																



WIFI	Band 4 5725~5850MHz Harmonic @ 3m																																																																																									
ANT	802.11n HT20 CH165 5825MHz																																																																																									
1	Horizontal	Vertical																																																																																								
Peak Avg.	<p>Date: 13</p> <p>Date: 2023-02-16</p> <p>Site : 03CH02-SZ Condition : PART 15.407 3m HF_ANT_3117_0107 HORIZONTAL Project : 280202-01 Mode : Mode 40 SN : #69 GREGAN013050029 Plane : X with Accessories MCSO power setting 17</p> <table border="1"> <thead> <tr> <th>Freq</th> <th>Level</th> <th>Limit</th> <th>Over</th> <th>Line</th> <th>Level Factor</th> <th>Cable Loss Factor</th> <th>Preamp</th> <th>A/Pos</th> <th>T/Pos</th> <th>Remark</th> </tr> <tr> <th>MHz</th> <th>dBuV/m</th> <th>dB</th> <th>dBuV/m</th> <th>dBuV</th> <th>dB/m</th> <th>dB</th> <th>dB</th> <th>cm</th> <th>deg</th> <th></th> </tr> </thead> <tbody> <tr> <td>1</td> <td>11659.00</td> <td>58.19</td> <td>-23.84</td> <td>74.00</td> <td>55.66</td> <td>38.77</td> <td>13.69</td> <td>57.93</td> <td>...</td> <td>Peak</td> </tr> <tr> <td>2</td> <td>17475.00</td> <td>58.14</td> <td>-23.76</td> <td>68.38</td> <td>49.75</td> <td>41.39</td> <td>15.47</td> <td>57.87</td> <td>...</td> <td>Peak</td> </tr> </tbody> </table>	Freq	Level	Limit	Over	Line	Level Factor	Cable Loss Factor	Preamp	A/Pos	T/Pos	Remark	MHz	dBuV/m	dB	dBuV/m	dBuV	dB/m	dB	dB	cm	deg		1	11659.00	58.19	-23.84	74.00	55.66	38.77	13.69	57.93	...	Peak	2	17475.00	58.14	-23.76	68.38	49.75	41.39	15.47	57.87	...	Peak	<p>Date: 14</p> <p>Date: 2023-02-16</p> <p>Site : 03CH02-SZ Condition : PART 15.407 3m HF_ANT_3117_0107 VERTICAL Project : 280202-01 Mode : Mode 40 SN : #69 GREGAN013050029 Plane : X with Accessories MCSO power setting 17</p> <table border="1"> <thead> <tr> <th>Freq</th> <th>Level</th> <th>Limit</th> <th>Over</th> <th>Line</th> <th>Level Factor</th> <th>Cable Loss Factor</th> <th>Preamp</th> <th>A/Pos</th> <th>T/Pos</th> <th>Remark</th> </tr> <tr> <th>MHz</th> <th>dBuV/m</th> <th>dB</th> <th>dBuV/m</th> <th>dBuV</th> <th>dB/m</th> <th>dB</th> <th>dB</th> <th>cm</th> <th>deg</th> <th></th> </tr> </thead> <tbody> <tr> <td>1</td> <td>11659.00</td> <td>58.14</td> <td>-23.84</td> <td>74.00</td> <td>55.63</td> <td>38.77</td> <td>13.69</td> <td>57.93</td> <td>...</td> <td>Peak</td> </tr> <tr> <td>2</td> <td>17475.00</td> <td>58.08</td> <td>-23.42</td> <td>68.38</td> <td>56.69</td> <td>41.39</td> <td>15.47</td> <td>57.87</td> <td>...</td> <td>Peak</td> </tr> </tbody> </table>	Freq	Level	Limit	Over	Line	Level Factor	Cable Loss Factor	Preamp	A/Pos	T/Pos	Remark	MHz	dBuV/m	dB	dBuV/m	dBuV	dB/m	dB	dB	cm	deg		1	11659.00	58.14	-23.84	74.00	55.63	38.77	13.69	57.93	...	Peak	2	17475.00	58.08	-23.42	68.38	56.69	41.39	15.47	57.87	...	Peak
	Freq	Level	Limit	Over	Line	Level Factor	Cable Loss Factor	Preamp	A/Pos	T/Pos	Remark																																																																															
MHz	dBuV/m	dB	dBuV/m	dBuV	dB/m	dB	dB	cm	deg																																																																																	
1	11659.00	58.19	-23.84	74.00	55.66	38.77	13.69	57.93	...	Peak																																																																																
2	17475.00	58.14	-23.76	68.38	49.75	41.39	15.47	57.87	...	Peak																																																																																
Freq	Level	Limit	Over	Line	Level Factor	Cable Loss Factor	Preamp	A/Pos	T/Pos	Remark																																																																																
MHz	dBuV/m	dB	dBuV/m	dBuV	dB/m	dB	dB	cm	deg																																																																																	
1	11659.00	58.14	-23.84	74.00	55.63	38.77	13.69	57.93	...	Peak																																																																																
2	17475.00	58.08	-23.42	68.38	56.69	41.39	15.47	57.87	...	Peak																																																																																



Band 4 5725~5850MHz
WIFI 802.11n HT40 (Harmonic @ 3m)

WIFI	Band 4 5725~5850MHz Harmonic @ 3m																																																																									
ANT	802.11n HT40 CH151 5755MHz																																																																									
1	Horizontal	Vertical																																																																								
Peak Avg.	<p>Site : 03CH02-SZ Condition : P/NART 15-407 3m HP_ANT_3117_0107 HORIZONTAL Project : 2#0202-01 Mode : Mode #1 SN : #69 G8B2AK0130550029 Plane : X with Accessories MCS9 power setting 16</p> <table border="1"> <thead> <tr> <th>Freq</th> <th>Level</th> <th>Line</th> <th>Level</th> <th>Factor</th> <th>Loss</th> <th>Factor</th> <th>dB</th> <th>dB</th> <th>cm</th> <th>deg</th> <th>Remark</th> </tr> </thead> <tbody> <tr> <td>1</td> <td>11510.00</td> <td>49.59</td> <td>-24.41</td> <td>74.00</td> <td>55.19</td> <td>38.60</td> <td>13.78</td> <td>57.98</td> <td>---</td> <td>---</td> <td>Peak</td> </tr> <tr> <td>2</td> <td>17265.00</td> <td>51.17</td> <td>-17.13</td> <td>68.30</td> <td>50.21</td> <td>41.31</td> <td>16.52</td> <td>56.87</td> <td>---</td> <td>---</td> <td>Peak</td> </tr> </tbody> </table>	Freq	Level	Line	Level	Factor	Loss	Factor	dB	dB	cm	deg	Remark	1	11510.00	49.59	-24.41	74.00	55.19	38.60	13.78	57.98	---	---	Peak	2	17265.00	51.17	-17.13	68.30	50.21	41.31	16.52	56.87	---	---	Peak	<p>Site : 03CH02-SZ Condition : P/NART 15-407 3m HP_ANT_3117_0107 VERTICAL Project : 2#0202-01 Mode : Mode #1 SN : #69 G8B2AK0130550029 Plane : X with Accessories MCS9 power setting 16</p> <table border="1"> <thead> <tr> <th>Freq</th> <th>Level</th> <th>Line</th> <th>Level</th> <th>Factor</th> <th>Loss</th> <th>Factor</th> <th>dB</th> <th>dB</th> <th>cm</th> <th>deg</th> <th>Remark</th> </tr> </thead> <tbody> <tr> <td>1</td> <td>11510.00</td> <td>49.25</td> <td>-24.75</td> <td>74.00</td> <td>54.85</td> <td>38.60</td> <td>13.70</td> <td>57.98</td> <td>---</td> <td>---</td> <td>Peak</td> </tr> <tr> <td>2</td> <td>17265.00</td> <td>51.57</td> <td>-16.73</td> <td>68.30</td> <td>50.61</td> <td>41.31</td> <td>16.52</td> <td>56.87</td> <td>---</td> <td>---</td> <td>Peak</td> </tr> </tbody> </table>	Freq	Level	Line	Level	Factor	Loss	Factor	dB	dB	cm	deg	Remark	1	11510.00	49.25	-24.75	74.00	54.85	38.60	13.70	57.98	---	---	Peak	2	17265.00	51.57	-16.73	68.30	50.61	41.31	16.52	56.87	---	---	Peak
	Freq	Level	Line	Level	Factor	Loss	Factor	dB	dB	cm	deg	Remark																																																														
1	11510.00	49.59	-24.41	74.00	55.19	38.60	13.78	57.98	---	---	Peak																																																															
2	17265.00	51.17	-17.13	68.30	50.21	41.31	16.52	56.87	---	---	Peak																																																															
Freq	Level	Line	Level	Factor	Loss	Factor	dB	dB	cm	deg	Remark																																																															
1	11510.00	49.25	-24.75	74.00	54.85	38.60	13.70	57.98	---	---	Peak																																																															
2	17265.00	51.57	-16.73	68.30	50.61	41.31	16.52	56.87	---	---	Peak																																																															



WIFI	Band 4 5725~5850MHz Harmonic @ 3m																																																																																								
ANT	802.11n HT40 CH159 5795MHz																																																																																								
1	Horizontal	Vertical																																																																																							
Peak Avg.	<p>Date: 15 Level (dBuV/m) Date: 2023-02-16</p>	<p>Date: 16 Level (dBuV/m) Date: 2023-02-16</p>																																																																																							
	<p>Site : 03CH02-SZ Condition : PART 15.407 3m HF_ANT_3117_0107 HORIZONTAL Project : 280202-01 Mode : Mode 42 SN : #69 GREGAN013050029 Plane : X with Accessories MCSO power setting 16</p> <table border="1"> <thead> <tr> <th>Freq</th> <th>Level</th> <th>Limit</th> <th>Over</th> <th>Line</th> <th>Level Factor</th> <th>Cable Loss Factor</th> <th>Preamp</th> <th>A/Pos</th> <th>T/Pos</th> <th>Remark</th> </tr> <tr> <th>MHz</th> <th>dBuV/m</th> <th>dB</th> <th>dBuV/m</th> <th>dB/m</th> <th>dB</th> <th>dB</th> <th>dB</th> <th>cm</th> <th>deg</th> <th></th> </tr> </thead> <tbody> <tr> <td>1</td> <td>11590.00</td> <td>49.44</td> <td>-24.56</td> <td>74.00</td> <td>54.97</td> <td>38.78</td> <td>13.69</td> <td>57.92</td> <td>...</td> <td>Peak</td> </tr> <tr> <td>2</td> <td>17395.00</td> <td>59.22</td> <td>-18.08</td> <td>69.38</td> <td>49.35</td> <td>41.36</td> <td>15.49</td> <td>56.98</td> <td>...</td> <td>Peak</td> </tr> </tbody> </table>	Freq	Level	Limit	Over	Line	Level Factor	Cable Loss Factor	Preamp	A/Pos	T/Pos	Remark	MHz	dBuV/m	dB	dBuV/m	dB/m	dB	dB	dB	cm	deg		1	11590.00	49.44	-24.56	74.00	54.97	38.78	13.69	57.92	...	Peak	2	17395.00	59.22	-18.08	69.38	49.35	41.36	15.49	56.98	...	Peak	<p>Site : 03CH02-SZ Condition : PART 15.407 3m HF_ANT_3117_0107 VERTICAL Project : 280202-01 Mode : Mode 42 SN : #69 GREGAN013050029 Plane : X with Accessories MCSO power setting 16</p> <table border="1"> <thead> <tr> <th>Freq</th> <th>Level</th> <th>Limit</th> <th>Over</th> <th>Line</th> <th>Level Factor</th> <th>Cable Loss Factor</th> <th>Preamp</th> <th>A/Pos</th> <th>T/Pos</th> <th>Remark</th> </tr> <tr> <th>MHz</th> <th>dBuV/m</th> <th>dB</th> <th>dBuV/m</th> <th>dB/m</th> <th>dB</th> <th>dB</th> <th>dB</th> <th>cm</th> <th>deg</th> <th></th> </tr> </thead> <tbody> <tr> <td>1</td> <td>11590.00</td> <td>49.13</td> <td>-24.87</td> <td>74.00</td> <td>54.66</td> <td>38.78</td> <td>13.69</td> <td>57.92</td> <td>...</td> <td>Peak</td> </tr> <tr> <td>2</td> <td>17395.00</td> <td>59.28</td> <td>-18.18</td> <td>69.38</td> <td>49.33</td> <td>41.36</td> <td>15.49</td> <td>56.98</td> <td>...</td> <td>Peak</td> </tr> </tbody> </table>	Freq	Level	Limit	Over	Line	Level Factor	Cable Loss Factor	Preamp	A/Pos	T/Pos	Remark	MHz	dBuV/m	dB	dBuV/m	dB/m	dB	dB	dB	cm	deg		1	11590.00	49.13	-24.87	74.00	54.66	38.78	13.69	57.92	...	Peak	2	17395.00	59.28	-18.18	69.38	49.33	41.36	15.49	56.98	...
Freq	Level	Limit	Over	Line	Level Factor	Cable Loss Factor	Preamp	A/Pos	T/Pos	Remark																																																																															
MHz	dBuV/m	dB	dBuV/m	dB/m	dB	dB	dB	cm	deg																																																																																
1	11590.00	49.44	-24.56	74.00	54.97	38.78	13.69	57.92	...	Peak																																																																															
2	17395.00	59.22	-18.08	69.38	49.35	41.36	15.49	56.98	...	Peak																																																																															
Freq	Level	Limit	Over	Line	Level Factor	Cable Loss Factor	Preamp	A/Pos	T/Pos	Remark																																																																															
MHz	dBuV/m	dB	dBuV/m	dB/m	dB	dB	dB	cm	deg																																																																																
1	11590.00	49.13	-24.87	74.00	54.66	38.78	13.69	57.92	...	Peak																																																																															
2	17395.00	59.28	-18.18	69.38	49.33	41.36	15.49	56.98	...	Peak																																																																															



Band 4 5725~5850MHz
WIFI 802.11ac VHT80 (Harmonic @ 3m)

WIFI	Band 4 5725~5850MHz Harmonic @ 3m																																																																																	
ANT	802.11ac VHT80 CH155 5775MHz																																																																																	
1	Horizontal	Vertical																																																																																
Peak Avg.	<p>Date: 15 Date: 2023-02-16</p> <p>Site : 03CH02-SZ Condition : PART 15.407 3m HF_ANT_3117_0107 HORIZONTAL Project : 2N0202-01 Mode : Mode 03 SN : #69 G8B2AK0130550029 Plane : X with Accessories MCS9 power splng 16</p> <table border="1"> <thead> <tr> <th>Freq</th> <th>Level</th> <th>Over</th> <th>Limit</th> <th>ReadAntenna</th> <th>Cable</th> <th>Preamp</th> <th>A/Pos</th> <th>T/Pos</th> <th>Remark</th> </tr> <tr> <th>MHz</th> <th>dBuV/m</th> <th>dB</th> <th>dBuV/m</th> <th>dBuV</th> <th>dB/m</th> <th>dB</th> <th>dB</th> <th>cm</th> <th>deg</th> </tr> </thead> <tbody> <tr> <td>1</td> <td>11550.00</td> <td>50.01</td> <td>-23.99</td> <td>74.00</td> <td>55.56</td> <td>38.66</td> <td>13.70</td> <td>57.91</td> <td>--- Peak</td> </tr> <tr> <td>2</td> <td>17325.00</td> <td>50.76</td> <td>-17.54</td> <td>68.30</td> <td>49.85</td> <td>41.33</td> <td>16.50</td> <td>56.92</td> <td>--- Peak</td> </tr> </tbody> </table>	Freq	Level	Over	Limit	ReadAntenna	Cable	Preamp	A/Pos	T/Pos	Remark	MHz	dBuV/m	dB	dBuV/m	dBuV	dB/m	dB	dB	cm	deg	1	11550.00	50.01	-23.99	74.00	55.56	38.66	13.70	57.91	--- Peak	2	17325.00	50.76	-17.54	68.30	49.85	41.33	16.50	56.92	--- Peak	<p>Date: 16 Date: 2023-02-16</p> <p>Site : 03CH02-SZ Condition : PART 15.407 3m HF_ANT_3117_0107 VERTICAL Project : 2N0202-01 Mode : Mode 03 SN : #69 G8B2AK0130550029 Plane : X with Accessories MCS9 power splng 16</p> <table border="1"> <thead> <tr> <th>Freq</th> <th>Level</th> <th>Over</th> <th>Limit</th> <th>ReadAntenna</th> <th>Cable</th> <th>Preamp</th> <th>A/Pos</th> <th>T/Pos</th> <th>Remark</th> </tr> <tr> <th>MHz</th> <th>dBuV/m</th> <th>dB</th> <th>dBuV/m</th> <th>dBuV</th> <th>dB/m</th> <th>dB</th> <th>dB</th> <th>cm</th> <th>deg</th> </tr> </thead> <tbody> <tr> <td>1</td> <td>11550.00</td> <td>49.84</td> <td>-24.16</td> <td>74.00</td> <td>55.39</td> <td>38.66</td> <td>13.70</td> <td>57.91</td> <td>--- Peak</td> </tr> <tr> <td>2</td> <td>17325.00</td> <td>51.00</td> <td>-17.22</td> <td>68.30</td> <td>50.17</td> <td>41.33</td> <td>16.50</td> <td>56.92</td> <td>--- Peak</td> </tr> </tbody> </table>	Freq	Level	Over	Limit	ReadAntenna	Cable	Preamp	A/Pos	T/Pos	Remark	MHz	dBuV/m	dB	dBuV/m	dBuV	dB/m	dB	dB	cm	deg	1	11550.00	49.84	-24.16	74.00	55.39	38.66	13.70	57.91	--- Peak	2	17325.00	51.00	-17.22	68.30	50.17	41.33	16.50	56.92	--- Peak
	Freq	Level	Over	Limit	ReadAntenna	Cable	Preamp	A/Pos	T/Pos	Remark																																																																								
MHz	dBuV/m	dB	dBuV/m	dBuV	dB/m	dB	dB	cm	deg																																																																									
1	11550.00	50.01	-23.99	74.00	55.56	38.66	13.70	57.91	--- Peak																																																																									
2	17325.00	50.76	-17.54	68.30	49.85	41.33	16.50	56.92	--- Peak																																																																									
Freq	Level	Over	Limit	ReadAntenna	Cable	Preamp	A/Pos	T/Pos	Remark																																																																									
MHz	dBuV/m	dB	dBuV/m	dBuV	dB/m	dB	dB	cm	deg																																																																									
1	11550.00	49.84	-24.16	74.00	55.39	38.66	13.70	57.91	--- Peak																																																																									
2	17325.00	51.00	-17.22	68.30	50.17	41.33	16.50	56.92	--- Peak																																																																									



Emission below 1GHz
5GHz WIFI 802.11n HT40 (LF)

WIFI	5GHz WIFI																																																																																																																																																																																																																																	
ANT	802.11n HT40 LF																																																																																																																																																																																																																																	
1	Horizontal	Vertical																																																																																																																																																																																																																																
QP / Peak	<p>Date: 1 Level (dBuV/m) Date: 2023-02-16</p> <p>Site : 03CH02-SZ Condition : FCC CLASS-B 3m VULB9158-01003 HORIZONTAL Project : 2N0202-01 Mode : Mode 44 SN : #69 GB2JK0130550029 Plane : X with Accessories MCSO power setting 16</p> <table border="1"> <thead> <tr> <th>Peak</th> <th>Freq</th> <th>Level</th> <th>Over</th> <th>Limit</th> <th>Line</th> <th>Level</th> <th>Factor</th> <th>ReadAntenna</th> <th>Cable</th> <th>Preamp</th> <th>A/Pos</th> <th>T/Pos</th> <th>Remark</th> </tr> <tr> <th></th> <th>MHz</th> <th>dBuV/m</th> <th>dB</th> <th>dBuV/m</th> <th>dBuV</th> <th>dB/m</th> <th>dB</th> <th>dB</th> <th>dB</th> <th>dB</th> <th>cm</th> <th>deg</th> <th></th> </tr> </thead> <tbody> <tr> <td>1</td> <td>45.52</td> <td>17.17</td> <td>-22.83</td> <td>46.00</td> <td>38.91</td> <td>19.41</td> <td>1.61</td> <td>34.96</td> <td>---</td> <td>---</td> <td>---</td> <td>---</td> <td>Peak</td> </tr> <tr> <td>2</td> <td>208.72</td> <td>22.04</td> <td>-23.96</td> <td>45.00</td> <td>39.16</td> <td>16.82</td> <td>2.76</td> <td>34.78</td> <td>---</td> <td>---</td> <td>---</td> <td>---</td> <td>Peak</td> </tr> <tr> <td>3</td> <td>297.72</td> <td>38.42</td> <td>-15.58</td> <td>46.00</td> <td>42.76</td> <td>19.86</td> <td>3.28</td> <td>34.60</td> <td>---</td> <td>---</td> <td>---</td> <td>---</td> <td>Peak</td> </tr> <tr> <td>4</td> <td>363.68</td> <td>21.04</td> <td>-26.76</td> <td>46.00</td> <td>35.86</td> <td>20.51</td> <td>1.48</td> <td>34.57</td> <td>---</td> <td>---</td> <td>---</td> <td>---</td> <td>Peak</td> </tr> <tr> <td>5</td> <td>489.78</td> <td>23.94</td> <td>-22.06</td> <td>46.00</td> <td>31.81</td> <td>23.23</td> <td>3.48</td> <td>34.58</td> <td>---</td> <td>---</td> <td>---</td> <td>---</td> <td>Peak</td> </tr> <tr> <td>6</td> <td>829.18</td> <td>38.13</td> <td>-15.87</td> <td>46.00</td> <td>31.65</td> <td>28.48</td> <td>4.38</td> <td>34.38</td> <td>---</td> <td>---</td> <td>---</td> <td>---</td> <td>Peak</td> </tr> </tbody> </table>	Peak	Freq	Level	Over	Limit	Line	Level	Factor	ReadAntenna	Cable	Preamp	A/Pos	T/Pos	Remark		MHz	dBuV/m	dB	dBuV/m	dBuV	dB/m	dB	dB	dB	dB	cm	deg		1	45.52	17.17	-22.83	46.00	38.91	19.41	1.61	34.96	---	---	---	---	Peak	2	208.72	22.04	-23.96	45.00	39.16	16.82	2.76	34.78	---	---	---	---	Peak	3	297.72	38.42	-15.58	46.00	42.76	19.86	3.28	34.60	---	---	---	---	Peak	4	363.68	21.04	-26.76	46.00	35.86	20.51	1.48	34.57	---	---	---	---	Peak	5	489.78	23.94	-22.06	46.00	31.81	23.23	3.48	34.58	---	---	---	---	Peak	6	829.18	38.13	-15.87	46.00	31.65	28.48	4.38	34.38	---	---	---	---	Peak	<p>Date: 2 Level (dBuV/m) Date: 2023-02-16</p> <p>Site : 03CH02-SZ Condition : FCC CLASS-B 3m VULB9158-01003 VERTICAL Project : 2N0202-01 Mode : Mode 44 SN : #69 GB2JK0130550029 Plane : X with Accessories MCSO power setting 16</p> <table border="1"> <thead> <tr> <th>Peak</th> <th>Freq</th> <th>Level</th> <th>Over</th> <th>Limit</th> <th>Line</th> <th>Level</th> <th>Factor</th> <th>ReadAntenna</th> <th>Cable</th> <th>Preamp</th> <th>A/Pos</th> <th>T/Pos</th> <th>Remark</th> </tr> <tr> <th></th> <th>MHz</th> <th>dBuV/m</th> <th>dB</th> <th>dBuV/m</th> <th>dBuV</th> <th>dB/m</th> <th>dB</th> <th>dB</th> <th>dB</th> <th>dB</th> <th>cm</th> <th>deg</th> <th></th> </tr> </thead> <tbody> <tr> <td>1</td> <td>83.35</td> <td>28.22</td> <td>-19.78</td> <td>46.00</td> <td>38.42</td> <td>14.68</td> <td>1.93</td> <td>34.73</td> <td>---</td> <td>---</td> <td>---</td> <td>---</td> <td>Peak</td> </tr> <tr> <td>2</td> <td>108.78</td> <td>21.39</td> <td>-24.61</td> <td>43.00</td> <td>38.36</td> <td>16.89</td> <td>2.74</td> <td>34.78</td> <td>---</td> <td>---</td> <td>---</td> <td>---</td> <td>Peak</td> </tr> <tr> <td>3</td> <td>385.48</td> <td>24.49</td> <td>-21.52</td> <td>46.00</td> <td>36.59</td> <td>19.25</td> <td>3.24</td> <td>34.68</td> <td>---</td> <td>---</td> <td>---</td> <td>---</td> <td>Peak</td> </tr> <tr> <td>4</td> <td>559.62</td> <td>21.13</td> <td>-26.87</td> <td>46.00</td> <td>33.37</td> <td>26.56</td> <td>3.32</td> <td>34.32</td> <td>---</td> <td>---</td> <td>---</td> <td>---</td> <td>Peak</td> </tr> <tr> <td>5</td> <td>766.23</td> <td>27.97</td> <td>-18.03</td> <td>46.00</td> <td>38.72</td> <td>27.67</td> <td>3.95</td> <td>34.37</td> <td>---</td> <td>---</td> <td>---</td> <td>---</td> <td>Peak</td> </tr> <tr> <td>6</td> <td>861.36</td> <td>39.75</td> <td>-16.25</td> <td>46.00</td> <td>38.98</td> <td>28.78</td> <td>4.39</td> <td>34.38</td> <td>---</td> <td>---</td> <td>---</td> <td>---</td> <td>Peak</td> </tr> </tbody> </table>	Peak	Freq	Level	Over	Limit	Line	Level	Factor	ReadAntenna	Cable	Preamp	A/Pos	T/Pos	Remark		MHz	dBuV/m	dB	dBuV/m	dBuV	dB/m	dB	dB	dB	dB	cm	deg		1	83.35	28.22	-19.78	46.00	38.42	14.68	1.93	34.73	---	---	---	---	Peak	2	108.78	21.39	-24.61	43.00	38.36	16.89	2.74	34.78	---	---	---	---	Peak	3	385.48	24.49	-21.52	46.00	36.59	19.25	3.24	34.68	---	---	---	---	Peak	4	559.62	21.13	-26.87	46.00	33.37	26.56	3.32	34.32	---	---	---	---	Peak	5	766.23	27.97	-18.03	46.00	38.72	27.67	3.95	34.37	---	---	---	---	Peak	6	861.36	39.75	-16.25	46.00	38.98	28.78	4.39	34.38	---	---	---	---	Peak
	Peak	Freq	Level	Over	Limit	Line	Level	Factor	ReadAntenna	Cable	Preamp	A/Pos	T/Pos	Remark																																																																																																																																																																																																																				
	MHz	dBuV/m	dB	dBuV/m	dBuV	dB/m	dB	dB	dB	dB	cm	deg																																																																																																																																																																																																																						
1	45.52	17.17	-22.83	46.00	38.91	19.41	1.61	34.96	---	---	---	---	Peak																																																																																																																																																																																																																					
2	208.72	22.04	-23.96	45.00	39.16	16.82	2.76	34.78	---	---	---	---	Peak																																																																																																																																																																																																																					
3	297.72	38.42	-15.58	46.00	42.76	19.86	3.28	34.60	---	---	---	---	Peak																																																																																																																																																																																																																					
4	363.68	21.04	-26.76	46.00	35.86	20.51	1.48	34.57	---	---	---	---	Peak																																																																																																																																																																																																																					
5	489.78	23.94	-22.06	46.00	31.81	23.23	3.48	34.58	---	---	---	---	Peak																																																																																																																																																																																																																					
6	829.18	38.13	-15.87	46.00	31.65	28.48	4.38	34.38	---	---	---	---	Peak																																																																																																																																																																																																																					
Peak	Freq	Level	Over	Limit	Line	Level	Factor	ReadAntenna	Cable	Preamp	A/Pos	T/Pos	Remark																																																																																																																																																																																																																					
	MHz	dBuV/m	dB	dBuV/m	dBuV	dB/m	dB	dB	dB	dB	cm	deg																																																																																																																																																																																																																						
1	83.35	28.22	-19.78	46.00	38.42	14.68	1.93	34.73	---	---	---	---	Peak																																																																																																																																																																																																																					
2	108.78	21.39	-24.61	43.00	38.36	16.89	2.74	34.78	---	---	---	---	Peak																																																																																																																																																																																																																					
3	385.48	24.49	-21.52	46.00	36.59	19.25	3.24	34.68	---	---	---	---	Peak																																																																																																																																																																																																																					
4	559.62	21.13	-26.87	46.00	33.37	26.56	3.32	34.32	---	---	---	---	Peak																																																																																																																																																																																																																					
5	766.23	27.97	-18.03	46.00	38.72	27.67	3.95	34.37	---	---	---	---	Peak																																																																																																																																																																																																																					
6	861.36	39.75	-16.25	46.00	38.98	28.78	4.39	34.38	---	---	---	---	Peak																																																																																																																																																																																																																					

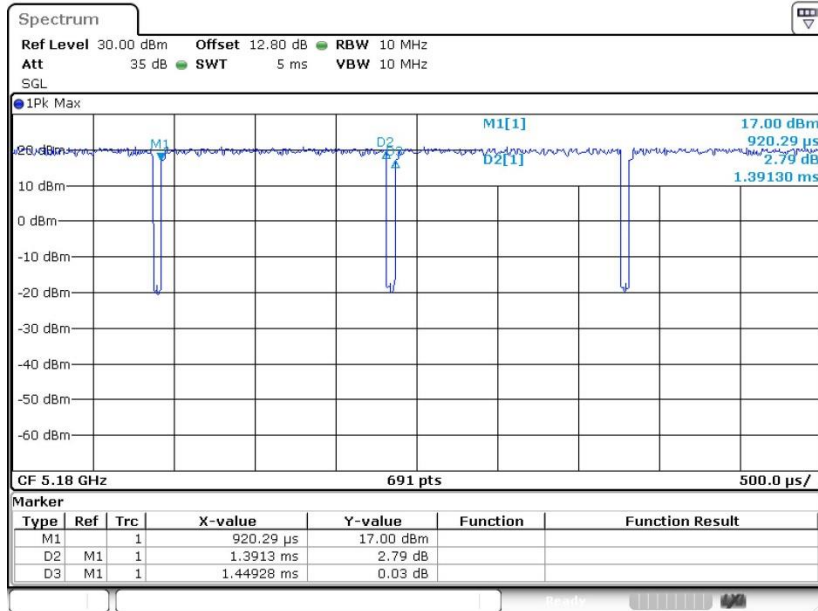


Appendix E. Duty Cycle Plots

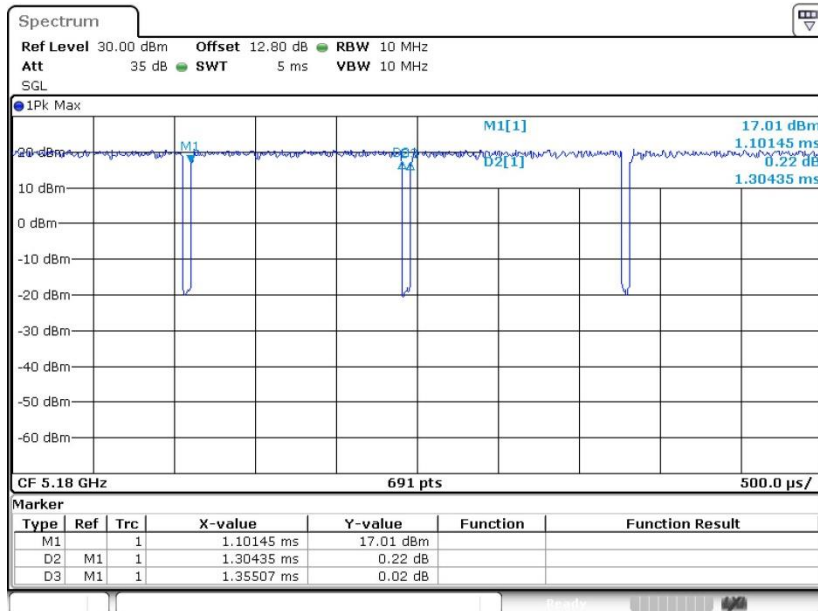
Band	Duty Cycle(%)	T(ms)	1/T(kHz)	VBW Setting
802.11a	96.00	1.391	0.719	1KHz
802.11n HT20	96.26	1.304	0.767	1KHz
802.11n HT40	92.77	0.651	1.537	3KHz
802.11ac VHT80	86.15	0.325	3.080	10KHZ



802.11a

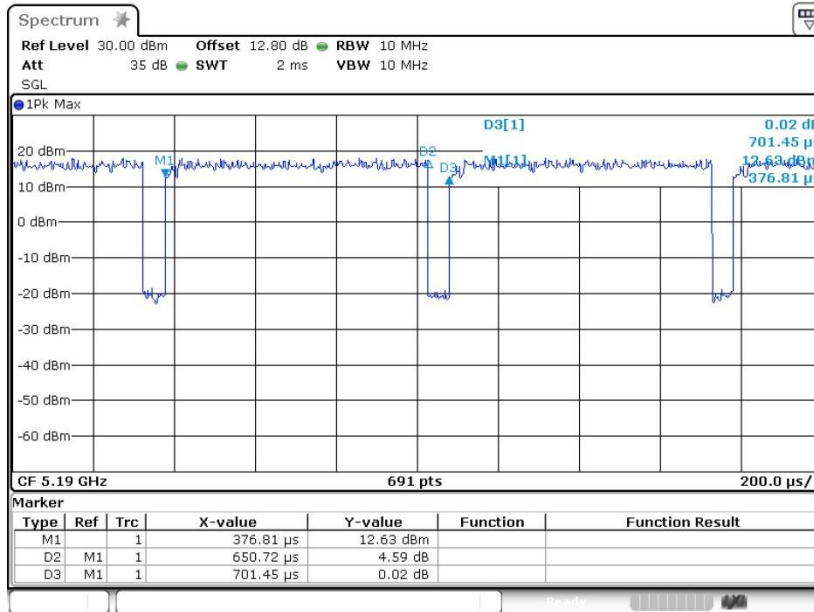


802.11n HT20





802.11n HT40



802.11ac VHT80

