



# FCC RF Test Report

APPLICANT : Persimmon Kaki LLC  
EQUIPMENT : Digital Media Receiver  
MODEL NAME : G6A87E  
FCC ID : 2A8UX-2892  
STANDARD : FCC Part 15 Subpart C §15.247  
CLASSIFICATION : (DTS) Digital Transmission System  
TEST DATE(S) : Feb. 16, 2023 ~ Mar. 03, 2023

We, Sporton International Inc. (Shenzhen), would like to declare that the tested sample has been evaluated in accordance with the test procedures and has been in compliance with the applicable technical standards.

The test results in this report apply exclusively to the tested model / sample. Without written approval of Sporton International Inc. (Shenzhen), the test report shall not be reproduced except in full.

Jason Jia



Approved by: Jason Jia

**Sporton International Inc. (ShenZhen)**

**1/F, 2/F, Bldg 5, Shiling Industrial Zone, Xinwei Village, Xili, Nanshan, Shenzhen, 518055**

**People's Republic of China**



# TABLE OF CONTENTS

**REVISION HISTORY.....3**

**SUMMARY OF TEST RESULT .....4**

**1 GENERAL DESCRIPTION.....5**

    1.1 Applicant .....5

    1.2 Product Feature of Equipment Under Test.....5

    1.3 Product Specification of Equipment Under Test.....5

    1.4 Modification of EUT .....5

    1.5 Testing Location .....6

    1.6 Test Software.....6

    1.7 Applicable Standards.....7

**2 TEST CONFIGURATION OF EQUIPMENT UNDER TEST.....8**

    2.1 Carrier Frequency Channel .....8

    2.2 Test Mode.....9

    2.3 Connection Diagram of Test System.....10

    2.4 EUT Operation Test Setup .....10

    2.5 Measurement Results Explanation Example.....10

**3 TEST RESULT .....11**

    3.1 6dB and 99% Bandwidth Measurement .....11

    3.2 Output Power Measurement.....18

    3.3 Power Spectral Density Measurement .....19

    3.4 Conducted Band Edges and Spurious Emission Measurement .....26

    3.5 Radiated Band Edges and Spurious Emission Measurement .....35

    3.6 AC Conducted Emission Measurement.....39

    3.7 Antenna Requirements .....41

**4 LIST OF MEASURING EQUIPMENT.....42**

**5 UNCERTAINTY OF EVALUATION.....43**

**APPENDIX A. CONDUCTED TEST RESULTS**

**APPENDIX B. AC CONDUCTED EMISSION TEST RESULT**

**APPENDIX C. RADIATED SPURIOUS EMISSION**

**APPENDIX D. RADIATED SPURIOUS EMISSION PLOTS**

**APPENDIX E. DUTY CYCLE PLOTS**



### REVISION HISTORY

REPORT NO.	VERSION	DESCRIPTION	ISSUED DATE
FR2N0202-01B	Rev. 01	Initial issue of report	May 25, 2023



### SUMMARY OF TEST RESULT

Report Section	FCC Rule	Description	Limit	Result	Remark
3.1	15.247(a)(2)	6dB Bandwidth	≥ 0.5MHz	Pass	-
3.1	-	99% Bandwidth	-	Report only	-
3.2	15.247(b)(3)	Peak Output Power	≤ 30dBm	Pass	-
3.3	15.247(e)	Power Spectral Density	≤ 8dBm/3kHz	Pass	-
3.4	15.247(d)	Conducted Band Edges and Spurious Emission	≤ 30dBc	Pass	-
3.5	15.247(d)	Radiated Band Edges and Spurious Emission	15.209(a) & 15.247(d)	Pass	Under limit 10.06 dB at 2483.520 MHz
3.6	15.207	AC Conducted Emission	15.207(a)	Pass	Under limit 12.76 dB at 0.596 MHz
3.7	15.203 & 15.247(b)	Antenna Requirement	15.203 & 15.247(b)	Pass	-

**Declaration of Conformity:**

The test results with all measurement uncertainty excluded are presented in accordance with the regulation limits or requirements declared by manufacturers.

**Comments and Explanations:**

The declared of product specification for EUT presented in the report are provided by the manufacturer, and the manufacturer takes all the responsibilities for the accuracy of product specification.



# 1 General Description

## 1.1 Applicant

Persimmon Kaki LLC

6975 Union Park Avenue, Suite 600, Cottonwood Heights, Utah 84047

## 1.2 Product Feature of Equipment Under Test

Product Feature	
Equipment	Digital Media Receiver
Model Name	G6A87E
FCC ID	2A8UX-2892
SN Code	Conducted: P0B33R01302503S3 Conduction: G0B2JK013055002A Radiation: G0B2JK0130550029

Remark: The above EUT's information was declared by manufacturer. Please refer to the specifications or user's manual for more detailed description.

## 1.3 Product Specification of Equipment Under Test

Standards-related Product Specification	
Tx/Rx Frequency Range	2402 MHz ~ 2480 MHz
Number of Channels	40
Carrier Frequency of Each Channel	40 Channel(37 hopping + 3 advertising channel)
Maximum Output Power to Antenna	Bluetooth LE 1Mbps : 5.10 dBm (0.0032 W) Bluetooth LE 2Mbps : 5.10 dBm (0.0032 W)
99% Occupied Bandwidth	Bluetooth LE 1Mbps : 1.033MHz Bluetooth LE 2Mbps : 2.058MHz
Antenna Type / Gain	PCB IFA Antenna type with gain 4.0 dBi
Type of Modulation	Bluetooth LE : GFSK

## 1.4 Modification of EUT

No modifications are made to the EUT during all test items.



### 1.5 Testing Location

Sporton International Inc. (ShenZhen) is accredited to ISO/IEC 17025:2017 by American Association for Laboratory Accreditation with Certificate Number 5145.01.

<b>Test Firm</b>	Sporton International Inc. (ShenZhen)		
<b>Test Site Location</b>	1/F, 2/F, Bldg 5, Shiling Industrial Zone, Xinwei Village, Xili, Nanshan, Shenzhen, 518055 People’s Republic of China TEL: +86-755-86379589 FAX: +86-755-86379595		
<b>Test Site No.</b>	<b>Sporton Site No.</b>	<b>FCC Designation No.</b>	<b>FCC Test Firm Registration No.</b>
	TH01-SZ	CN1256	421272

<b>Test Firm</b>	Sporton International Inc. (ShenZhen)		
<b>Test Site Location</b>	101, 1st Floor, Block B, Building 1, No. 2, Tengfeng 4th Road, Fenghuang Community, Fuyong Street, Baoan District, Shenzhen City Guangdong Province China 518103 TEL: +86-755-33202398		
<b>Test Site No.</b>	<b>Sporton Site No.</b>	<b>FCC Designation No.</b>	<b>FCC Test Firm Registration No.</b>
	CO02-SZ 03CH02-SZ	CN1256	421272

### 1.6 Test Software

Item	Site	Manufacturer	Name	Version
1.	03CH02-SZ	AUDIX	E3	6.2009-8-24a
2.	CO02-SZ	AUDIX	E3	6.120613b



## 1.7 Applicable Standards

According to the specifications of the manufacturer, the EUT must comply with the requirements of the following standards:

- ♦ 47 CFR Part 15 Subpart C §15.247
- ♦ FCC KDB 558074 D01 15.247 Meas Guidance v05r02
- ♦ ANSI C63.10-2013

### **Remark:**

1. All test items were verified and recorded according to the standards and without any deviation during the test.
2. This EUT has also been tested and complied with the requirements of FCC Part 15, Subpart B, recorded in a separate test report.



## 2 Test Configuration of Equipment Under Test

### 2.1 Carrier Frequency Channel

Frequency Band	Channel	Freq. (MHz)	Channel	Freq. (MHz)
2400-2483.5 MHz	0	2402	21	2444
	1	2404	22	2446
	2	2406	23	2448
	3	2408	24	2450
	4	2410	25	2452
	5	2412	26	2454
	6	2414	27	2456
	7	2416	28	2458
	8	2418	29	2460
	9	2420	30	2462
	10	2422	31	2464
	11	2424	32	2466
	12	2426	33	2468
	13	2428	34	2470
	14	2430	35	2472
	15	2432	36	2474
	16	2434	37	2476
	17	2436	38	2478
	18	2438	39	2480
	19	2440	-	-
20	2442	-	-	





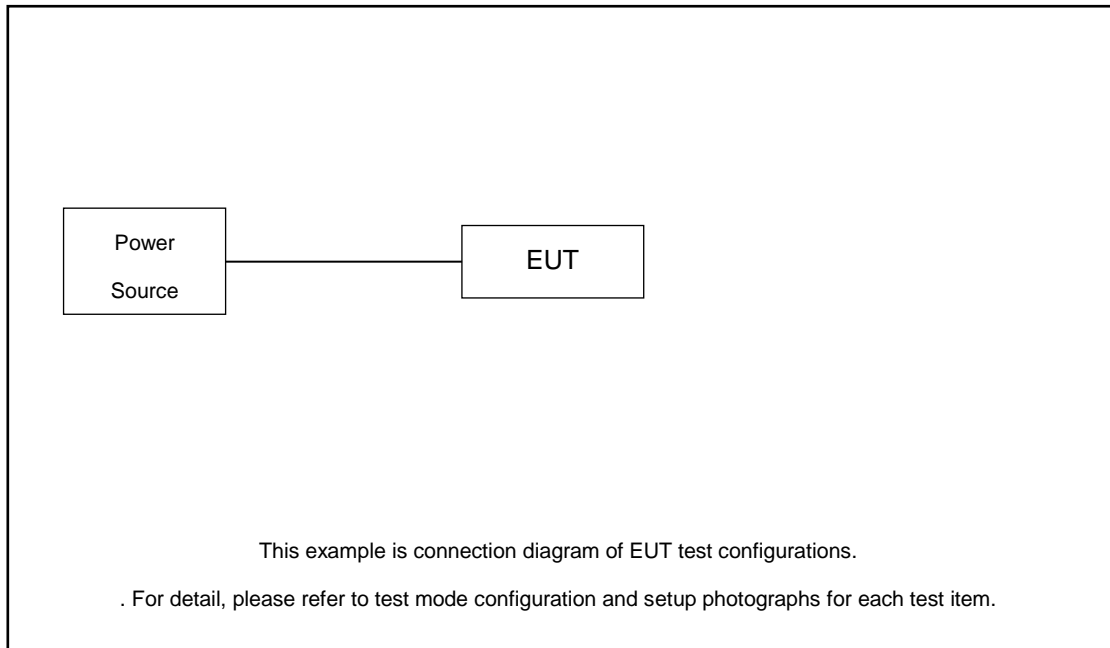
## 2.2 Test Mode

- a. The EUT has been associated with peripherals and configuration operated in a manner tended to maximize its emission characteristics in a typical application. Frequency range investigated: conduction emission (150 kHz to 30 MHz), radiation emission (9 kHz to the 10th harmonic of the highest fundamental frequency or to 40 GHz, whichever is lower). For radiated measurement, pre-scanned in three orthogonal panels, X, Y, Z. The worst cases (X plane) were recorded in this report.
- b. AC power line Conducted Emission was tested under maximum output power.

The following summary table is showing all test modes to demonstrate in compliance with the standard.

Summary table of Test Cases	
Test Item	Data Rate / Modulation
	Bluetooth – LE / GFSK
Conducted TCs	Mode 1: Bluetooth Tx CH00_2402 MHz Mode 2: Bluetooth Tx CH19_2440 MHz Mode 3: Bluetooth Tx CH39_2480 MHz
Radiated TCs	Mode 1: Bluetooth Tx CH00_2402 MHz Mode 2: Bluetooth Tx CH19_2440 MHz Mode 3: Bluetooth Tx CH39_2480 MHz
AC Conducted Emission	Mode 1: Lora Tx + Zigbee Tx + Bluetooth Tx + WIFI(2.4G) Tx + USB Cable (Charging from Adapter)
<b>Remark:</b> For Radiated Test Cases, The tests were performance with Adapter.	

## 2.3 Connection Diagram of Test System



## 2.4 EUT Operation Test Setup

For BLE function, the engineering test program was provided and enabled to make EUT continuous transmit.

## 2.5 Measurement Results Explanation Example

**For all conducted test items:**

The offset level is set in the spectrum analyzer to compensate the RF cable loss and attenuator factor between EUT conducted output port and spectrum analyzer. With the offset compensation, the spectrum analyzer reading level is exactly the EUT RF output level.

Example :

The spectrum analyzer offset is derived from RF cable loss and attenuator factor.

*Offset = RF cable loss + attenuator factor.*

Following shows an offset computation example with cable loss 1.2 dB and 10dB attenuator.

$$\begin{aligned} \text{Offset(dB)} &= \text{RF cable loss(dB)} + \text{attenuator factor(dB)}. \\ &= 1.2 + 10 = 11.2 \text{ (dB)} \end{aligned}$$

### 3 Test Result

#### 3.1 6dB and 99% Bandwidth Measurement

##### 3.1.1 Limit of 6dB and 99% Bandwidth

The minimum 6 dB bandwidth shall be at least 500 kHz.

##### 3.1.2 Measuring Instruments

The section 4.0 of List of Measuring Equipment of this test report is used for test.

##### 3.1.3 Test Procedures

1. The testing follows ANSI C63.10-2013 clause 11.8
2. The RF output of EUT was connected to the spectrum analyzer by RF cable and attenuator. The path loss was compensated to the results for each measurement.
3. Set to the maximum power setting and enable the EUT transmit continuously.
4. Make the measurement with the spectrum analyzer's resolution bandwidth (RBW) = 100 kHz. Set the Video bandwidth (VBW) = 300 kHz. In order to make an accurate measurement. The 6 dB bandwidth must be greater than 500 kHz.
5. For 99% Bandwidth Measurement, the spectrum analyzer's resolution bandwidth (RBW) is set 1% to 5% of the 99% OBW and the VBW is set to 3 times of the RBW.
6. Measure and record the results in the test report.

##### 3.1.4 Test Setup



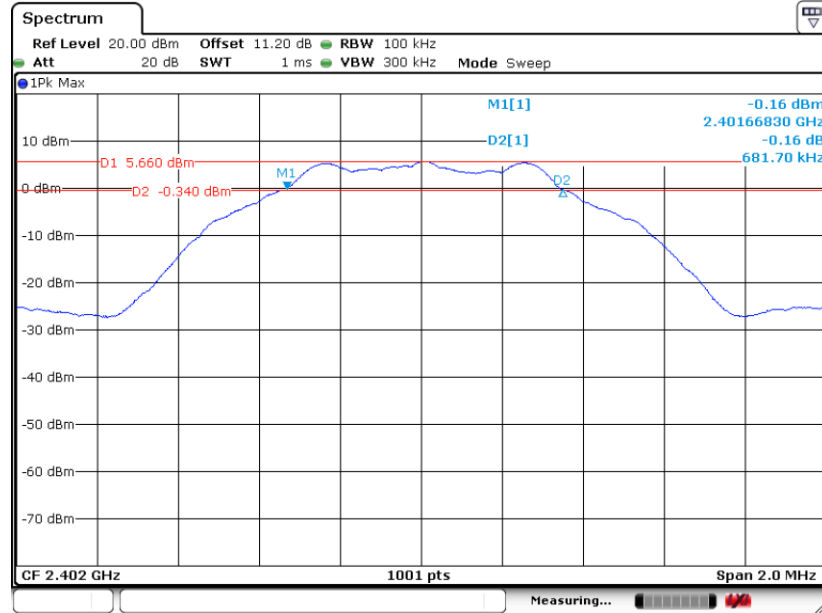


### 3.1.5 Test Result of 6dB Bandwidth

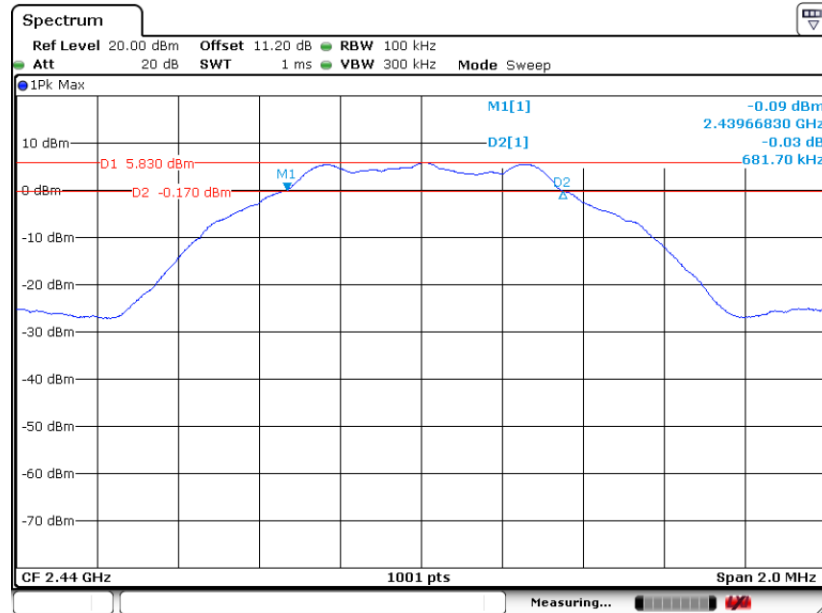
Please refer to Appendix A.

Bluetooth LE 1Mbps:

#### 6 dB Bandwidth Plot on Channel 00

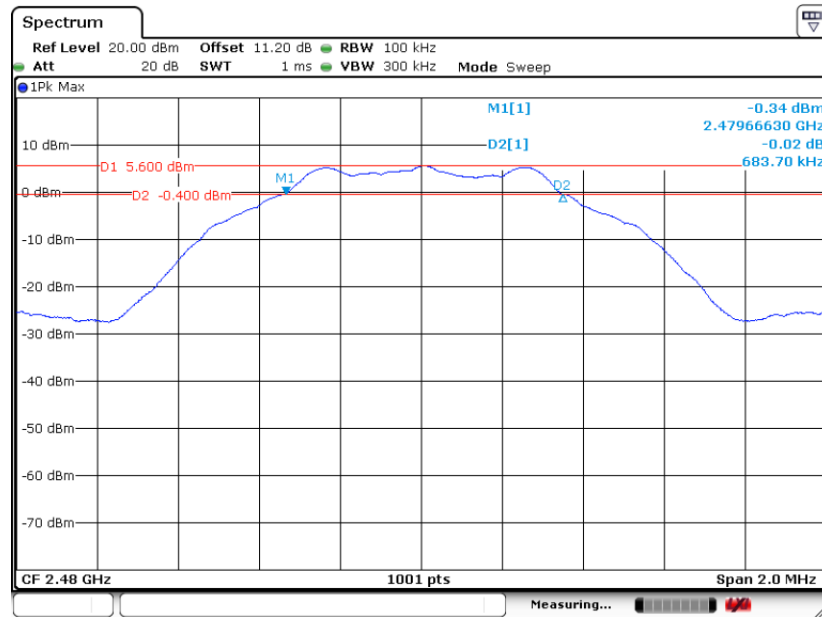


#### 6 dB Bandwidth Plot on Channel 19





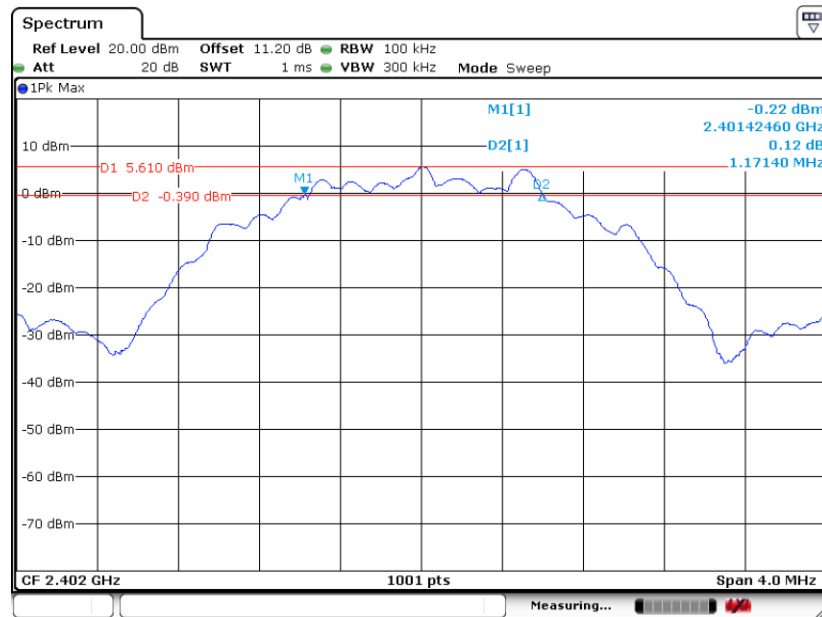
6 dB Bandwidth Plot on Channel 39



Date: 21.FEB.2023 14:49:14

Bluetooth LE 2Mbps:

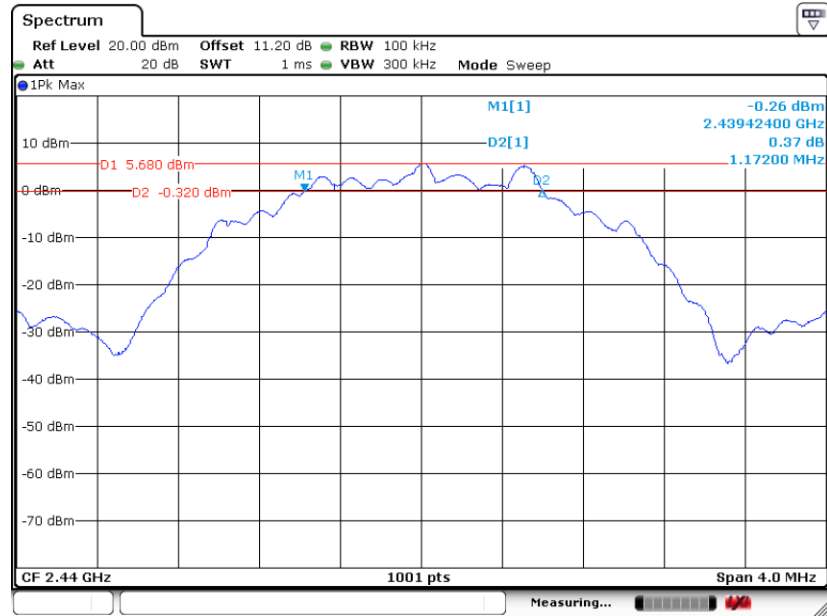
6 dB Bandwidth Plot on Channel 00



Date: 21.FEB.2023 15:06:10

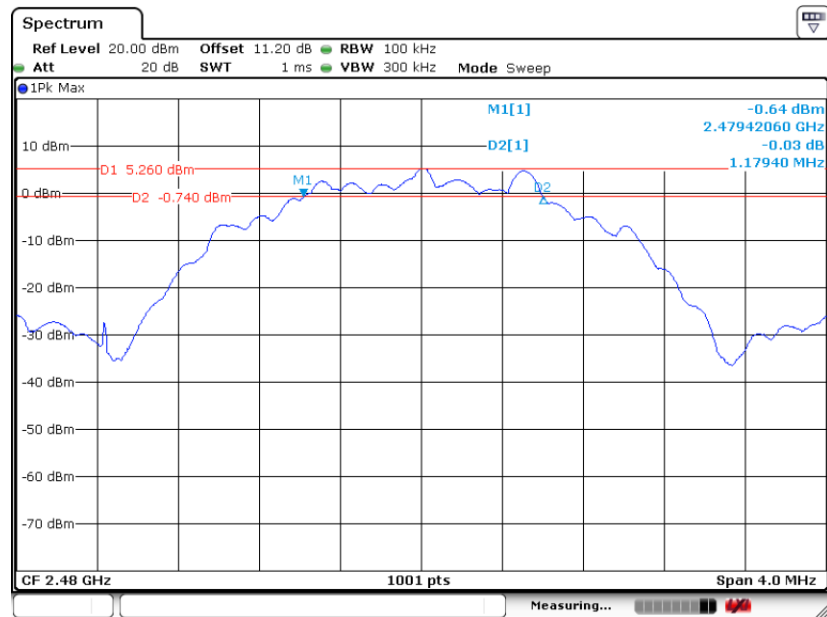


6 dB Bandwidth Plot on Channel 19



Date: 21.FEB.2023 15:11:20

6 dB Bandwidth Plot on Channel 39



Date: 21.FEB.2023 15:19:11

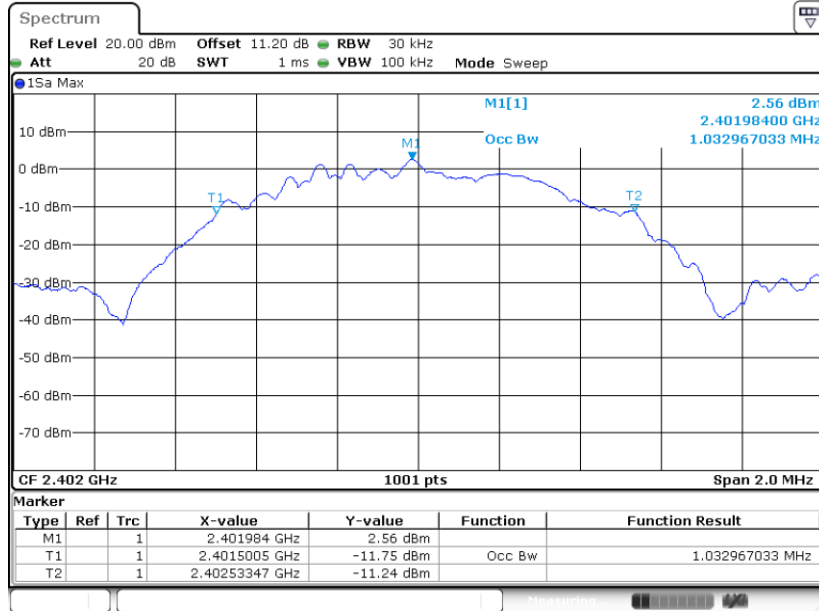


### 3.1.6 Test Result of 99% Occupied Bandwidth

Please refer to Appendix A.

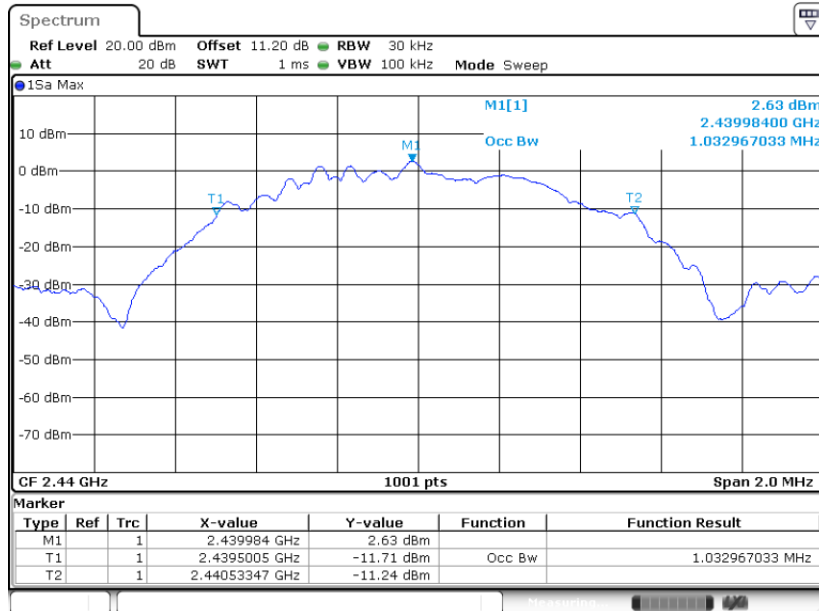
Bluetooth LE 1Mbps:

#### 99% Occupied Bandwidth Plot on Channel 00



Date: 21.FEB.2023 14:35:08

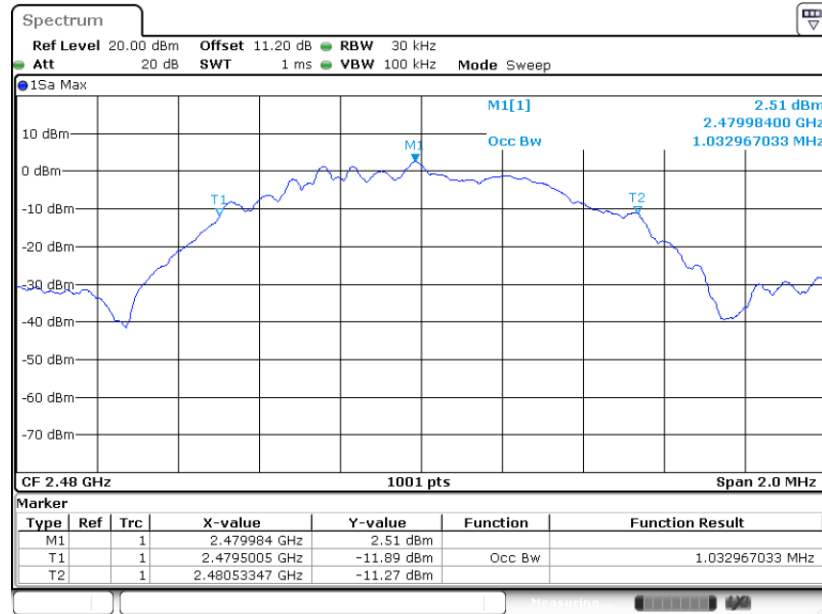
#### 99% Occupied Bandwidth Plot on Channel 19



Date: 21.FEB.2023 14:46:20



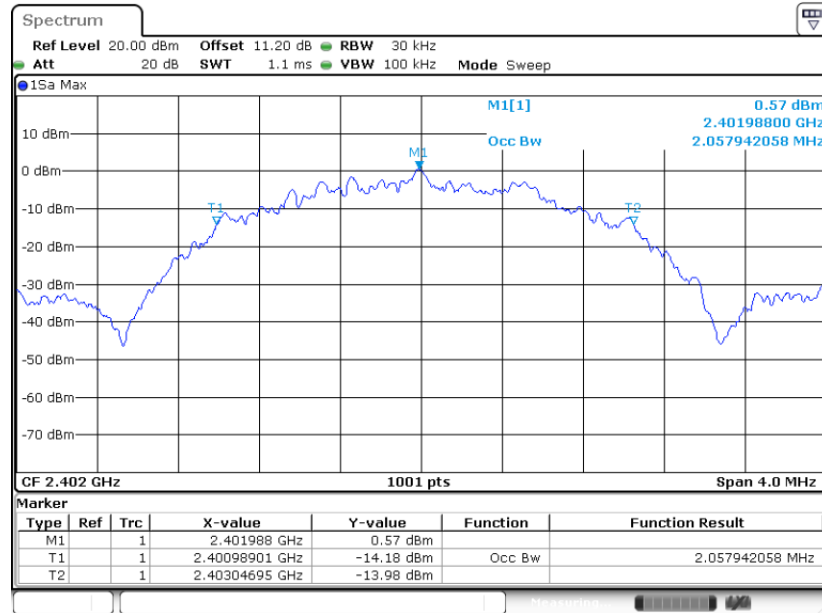
99% Occupied Bandwidth Plot on Channel 39



Date: 21.FEB.2023 14:52:28

Bluetooth LE 2Mbps:

99% Occupied Bandwidth Plot on Channel 00

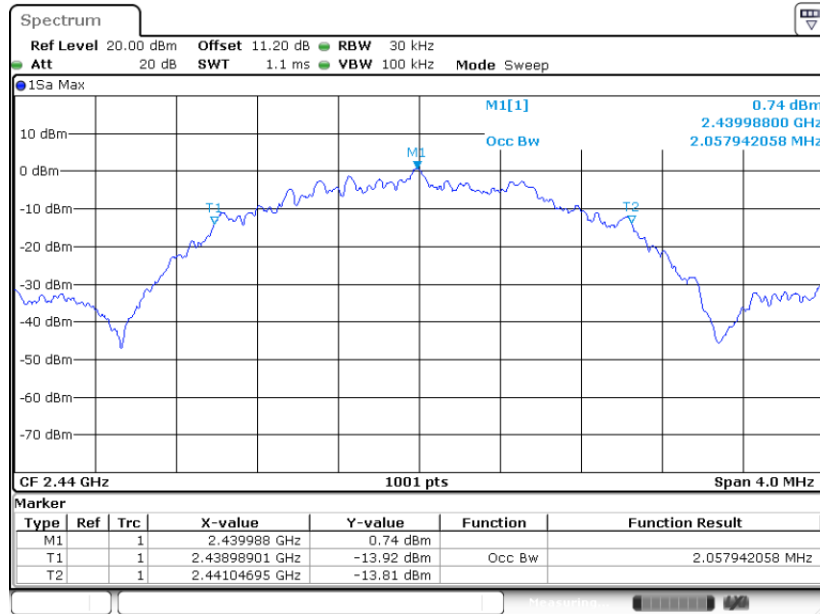


Date: 21.FEB.2023 15:08:48



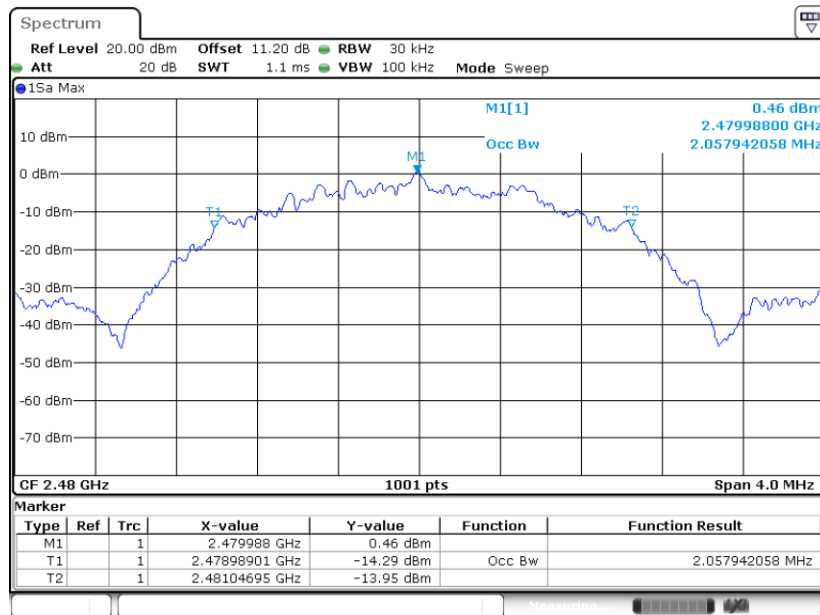


99% Occupied Bandwidth Plot on Channel 19



Date: 21.FEB.2023 15:12:37

99% Occupied Bandwidth Plot on Channel 39



Date: 21.FEB.2023 15:21:07

Note : The occupied channel bandwidth is maintained within the band of operation for all of the modulations.

## 3.2 Output Power Measurement

### 3.2.1 Limit of Output Power

For systems using digital modulation in the 2400-2483.5MHz, the limit for output power is 30dBm. If transmitting antenna of directional gain greater than 6dBi is used, the output power from the intentional radiator shall be reduced below the above stated value by the amount in dB that the directional gain of the antenna exceeds 6 dBi. In case of point-to-point operation, the limit has to be reduced by 1dB for every 3dB that the directional gain of the antenna exceeds 6dBi.

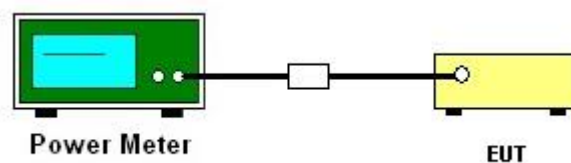
### 3.2.2 Measuring Instruments

The section 4.0 of List of Measuring Equipment of this test report is used for test.

### 3.2.3 Test Procedures

1. The testing follows the Measurement Procedure of ANSI C63.10-2013 clause 11.9.1.3 PKPM1 Peak power meter or ANSI C63.10-2013 clause 11.9.2.3.1 Method AVGPM method.
2. The RF output of EUT was connected to the power meter by RF cable and attenuator. The path loss was compensated to the results for each measurement.
3. Set to the maximum power setting and enable the EUT transmit continuously.
4. Measure the conducted output power and record the results in the test report.

### 3.2.4 Test Setup



### 3.2.5 Test Result of Average Output Power

Please refer to Appendix A.

### 3.3 Power Spectral Density Measurement

#### 3.3.1 Limit of Power Spectral Density

The peak power spectral density shall not be greater than 8dBm in any 3kHz band at any time interval of continuous transmission.

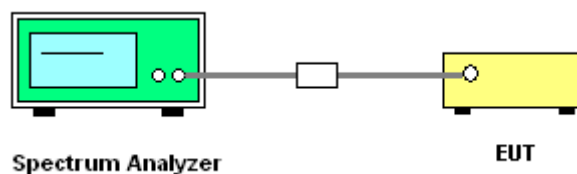
#### 3.3.2 Measuring Instruments

The section 4.0 of List of Measuring Equipment of this test report is used for test.

#### 3.3.3 Test Procedures

1. The testing follows Measurement Procedure of ANSI C63.10-2013 clause 11.10.2 Method PKPSD.
2. The RF output of EUT was connected to the spectrum analyzer by RF cable and attenuator. The path loss was compensated to the results for each measurement.
3. Set to the maximum power setting and enable the EUT transmit continuously.
4. Make the measurement with the spectrum analyzer's resolution bandwidth (RBW) = 3 kHz. Video bandwidth VBW = 10 kHz In order to make an accurate measurement, set the span to 1.5 times DTS Channel Bandwidth. (6dB BW)
5. Detector = peak, Sweep time = auto couple, Trace mode = max hold, Allow trace to fully stabilize. Use the peak marker function to determine the maximum power level.
6. Measure and record the results in the test report.
7. The Measured power density (dBm)/ 100kHz is a reference level and used as 20dBc down limit line for Conducted Band Edges and Conducted Spurious Emission.

#### 3.3.4 Test Setup



#### 3.3.5 Test Result of Power Spectral Density

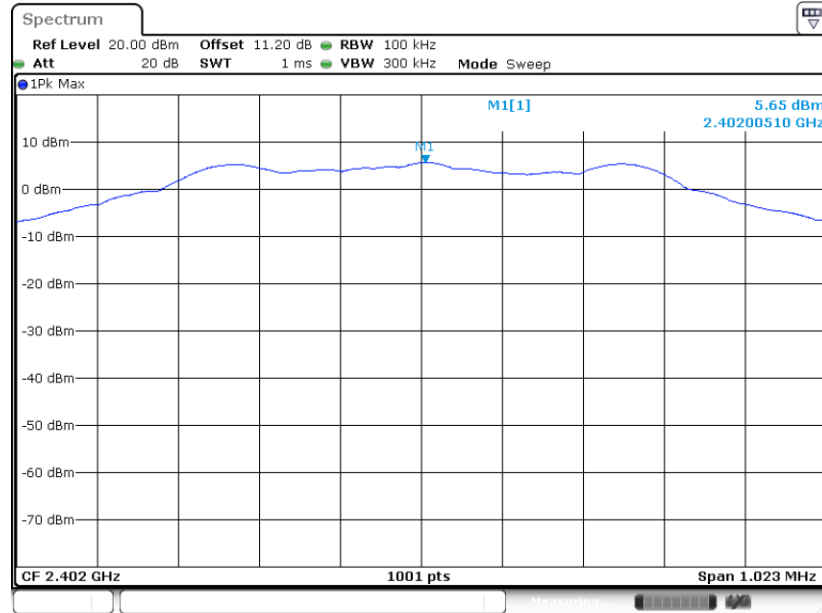
Please refer to Appendix A.



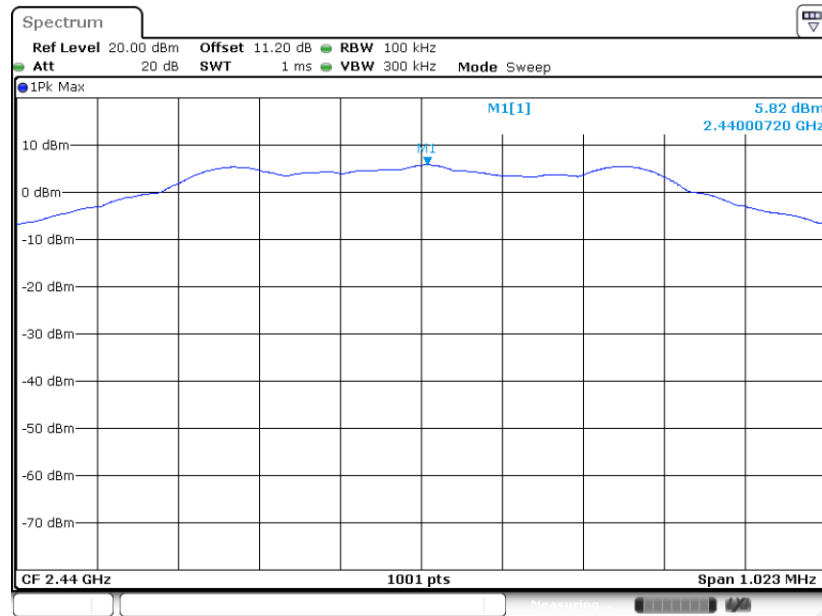
### 3.3.6 Test Result of Power Spectral Density Plots (100kHz)

Bluetooth LE 1Mbps:

PSD 100kHz Plot on Channel 00

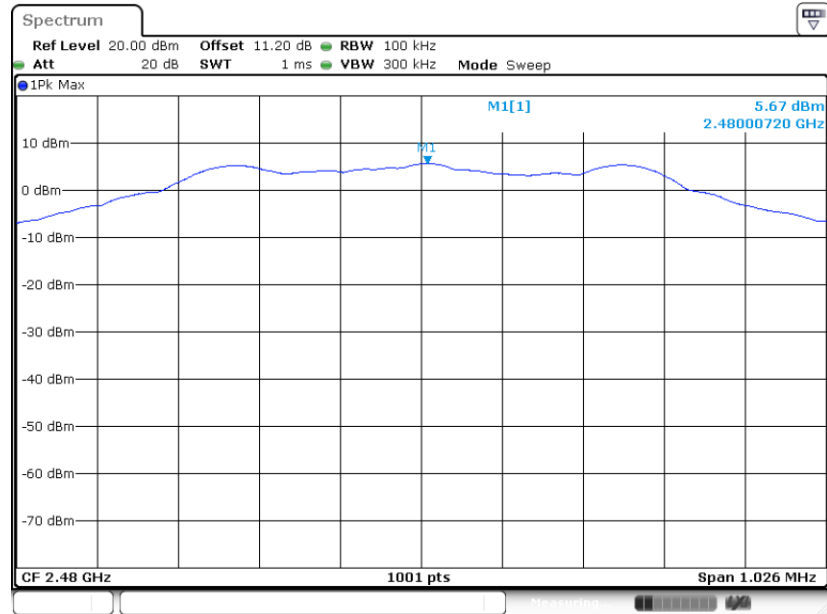


PSD 100kHz Plot on Channel 19





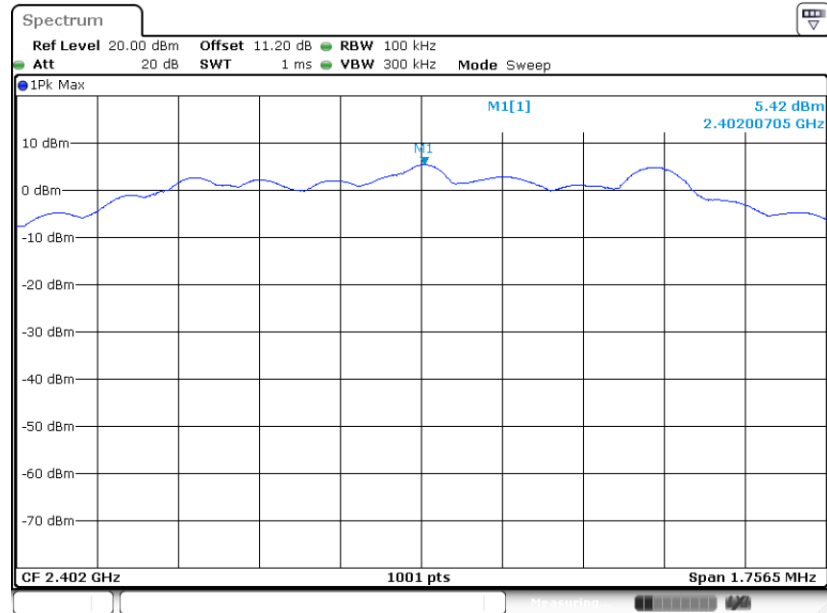
PSD 100kHz Plot on Channel 39



Date: 21.FEB.2023 14:49:40

Bluetooth LE 2Mbps:

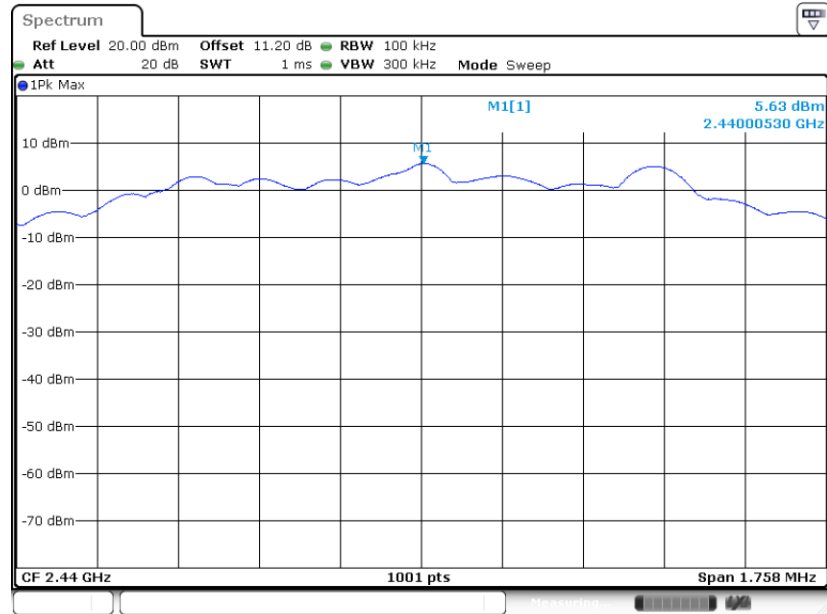
PSD 100kHz Plot on Channel 00



Date: 21.FEB.2023 15:06:50

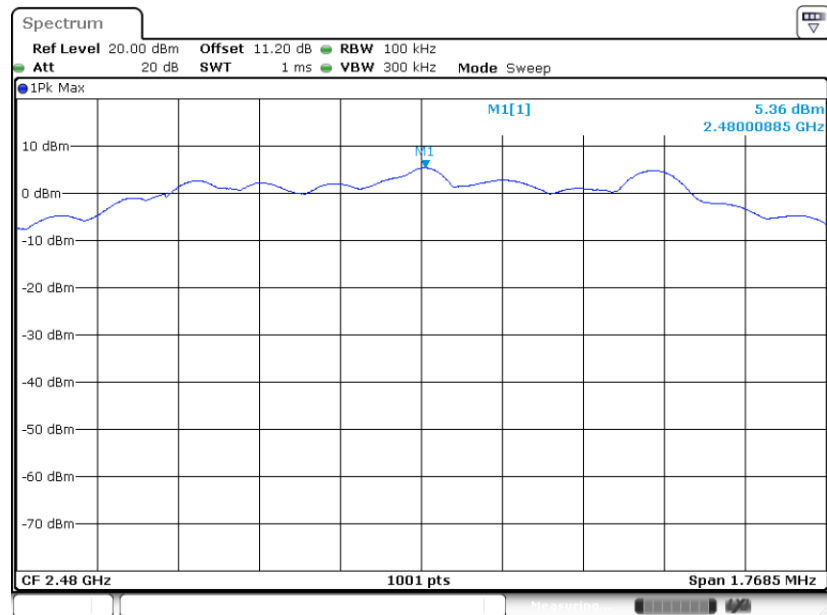


PSD 100kHz Plot on Channel 19



Date: 21.FEB.2023 15:11:48

PSD 100kHz Plot on Channel 39



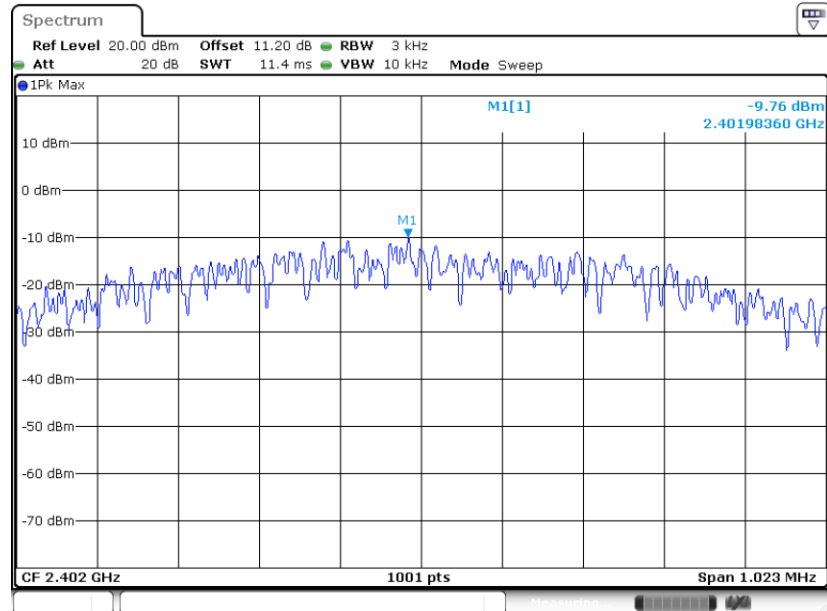
Date: 21.FEB.2023 15:20:25



### 3.3.7 Test Result of Power Spectral Density Plots (3kHz)

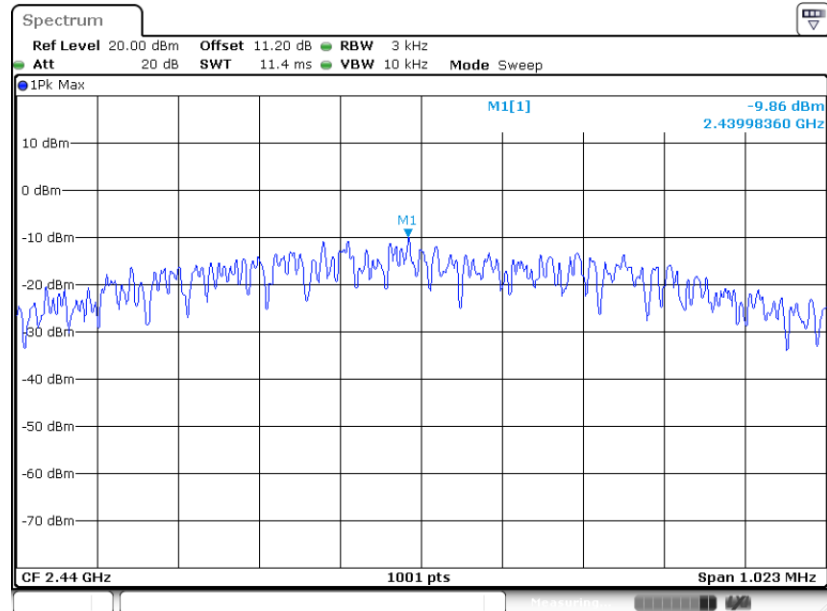
Bluetooth LE 1Mbps:

PSD 3kHz Plot on Channel 00



Date: 2.MAR.2023 18:24:41

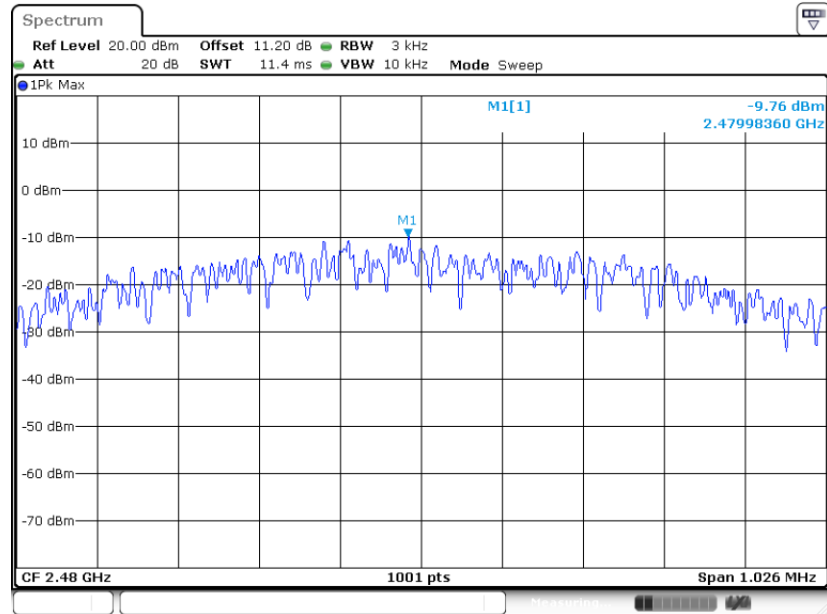
PSD 3kHz Plot on Channel 19



Date: 2.MAR.2023 18:28:17



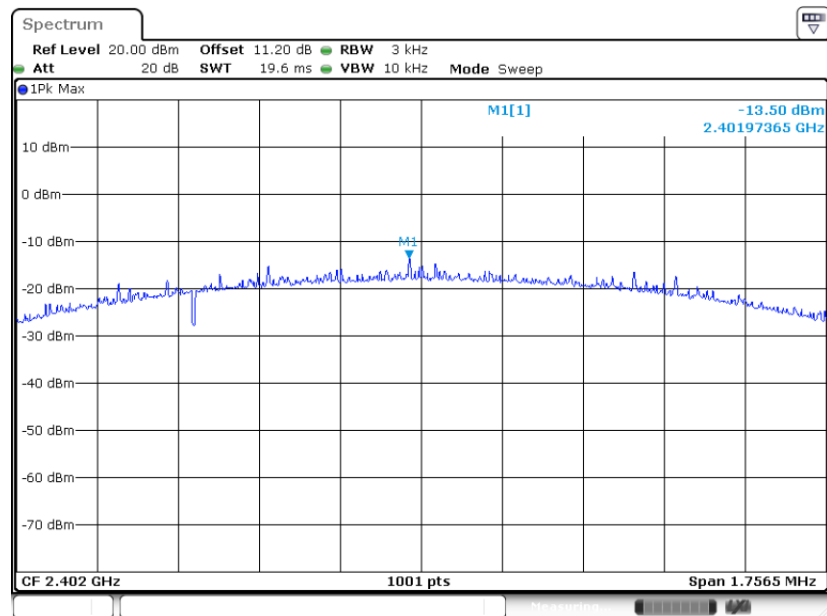
PSD 3kHz Plot on Channel 39



Date: 2.MAR.2023 18:29:37

Bluetooth LE 2Mbps:

PSD 3kHz Plot on Channel 00

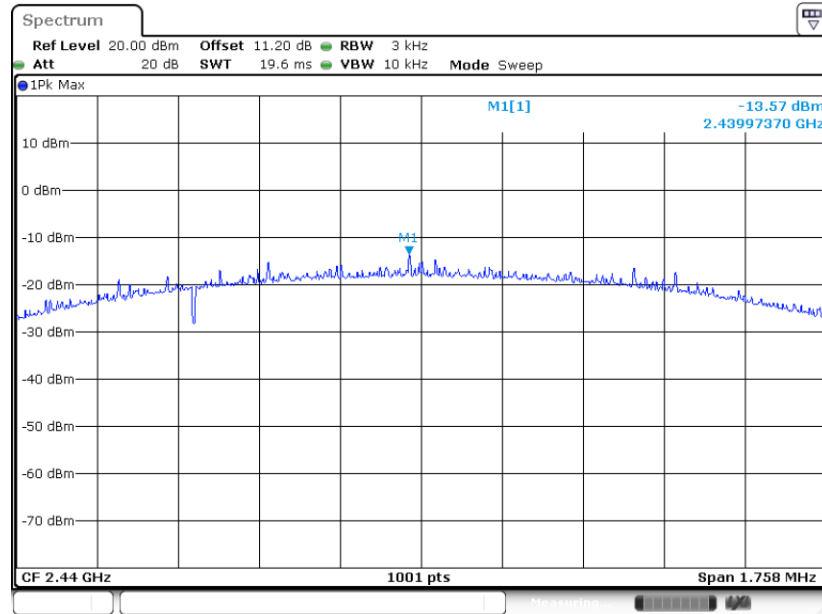


Date: 2.MAR.2023 18:31:15



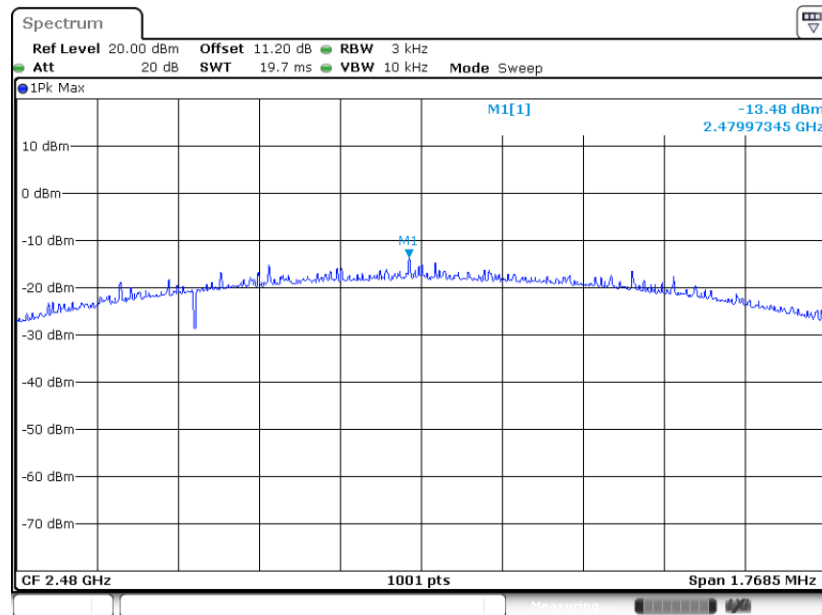


PSD 3kHz Plot on Channel 19



Date: 2.MAR.2023 18:32:27

PSD 3kHz Plot on Channel 39



Date: 2.MAR.2023 18:34:35

## 3.4 Conducted Band Edges and Spurious Emission Measurement

### 3.4.1 Limit of Conducted Band Edges and Spurious Emission

All harmonics/spurious must be at least 20 dB down from the highest emission level within the authorized band.

### 3.4.2 Measuring Instruments

The section 4.0 of List of Measuring Equipment of this test report is used for test.

### 3.4.3 Test Procedure

1. The testing follows ANSI C63.10-2013 clause 11.13
2. The RF output of EUT was connected to the spectrum analyzer by RF cable and attenuator. The path loss was compensated to the results for each measurement.
3. Set to the maximum power setting and enable the EUT transmit continuously.
4. Set RBW = 100 kHz, VBW=300 kHz, Peak Detector. Unwanted Emissions measured in any 100 kHz bandwidth outside of the authorized frequency band shall be attenuated by at least 20 dB relative to the maximum in-band peak PSD level in 100 kHz when maximum peak conducted output power procedure is used. If the transmitter complies with the conducted power limits based on the use of RMS averaging over a time interval, the attenuation required under this paragraph shall be 30 dB instead of 20 dB.
5. Measure and record the results in the test report.
6. The RF fundamental frequency should be excluded against the limit line in the operating frequency band.

### 3.4.4 Test Setup

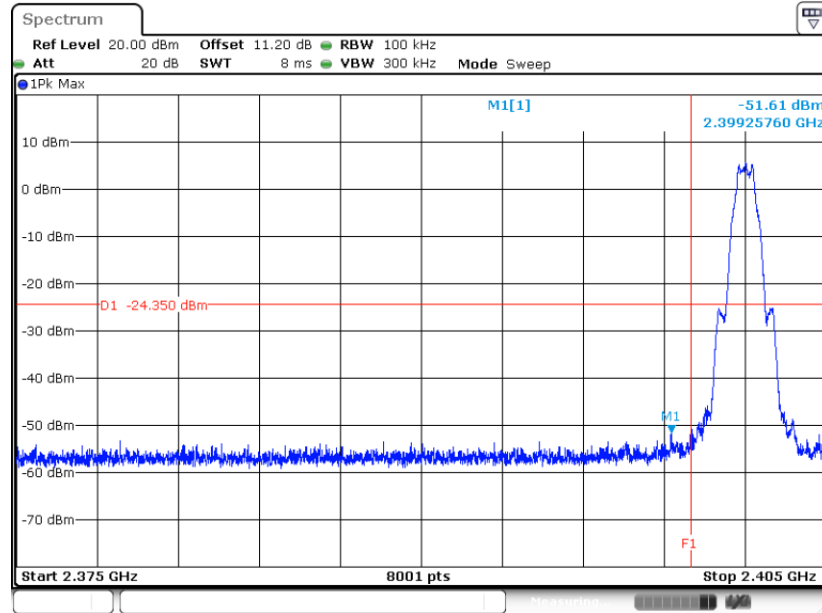




### 3.4.5 Test Result of Conducted Band Edges Plots

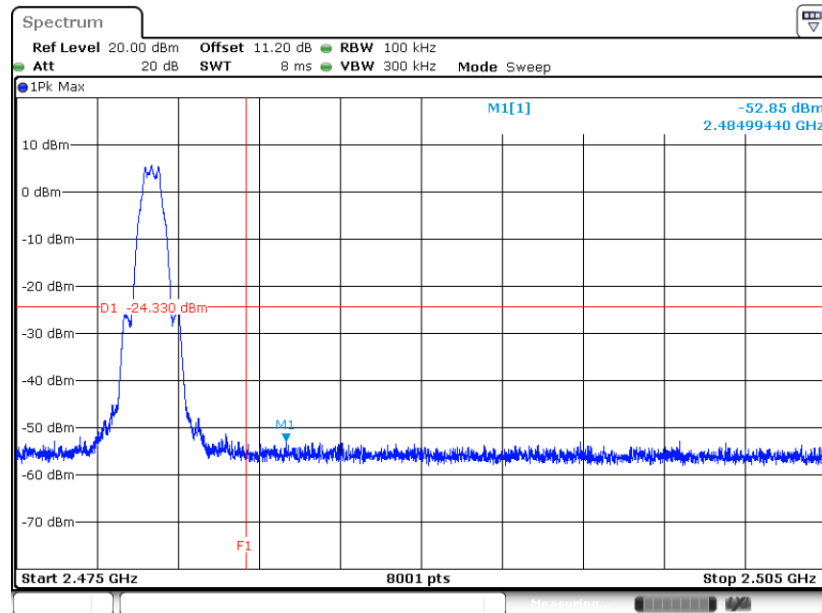
Bluetooth LE 1Mbps:

#### Low Band Edge Plot on Channel 00



Date: 21.FEB.2023 14:34:30

#### High Band Edge Plot on Channel 39

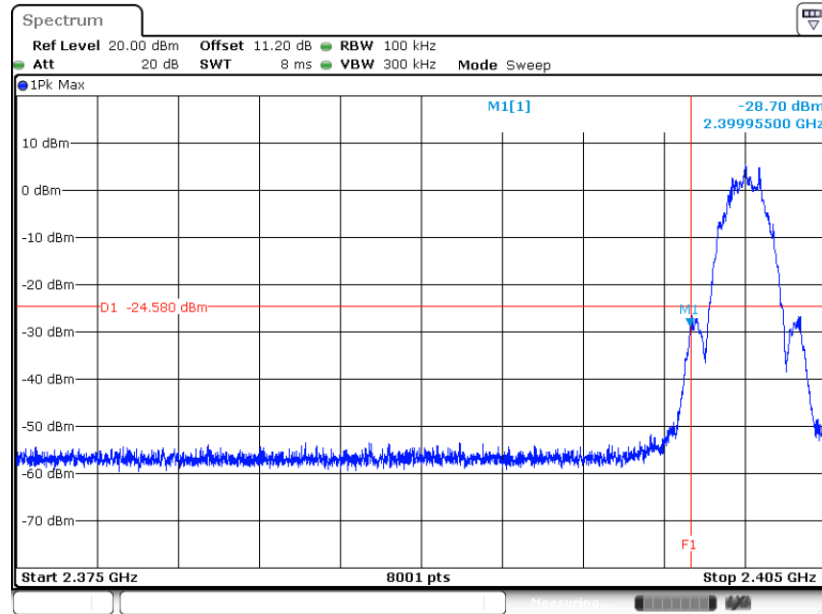


Date: 21.FEB.2023 14:49:51



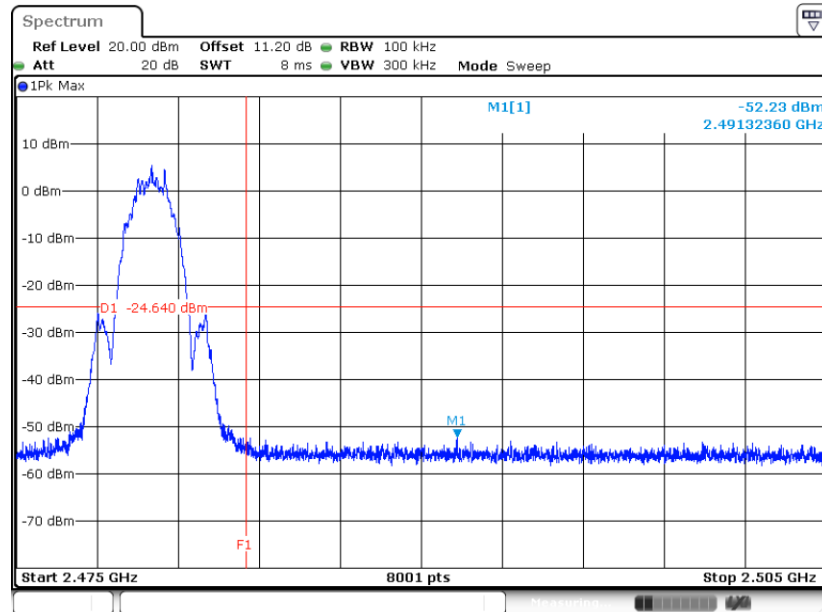
Bluetooth LE 2Mbps:

Low Band Edge Plot on Channel 00



Date: 21.FEB.2023 15:07:01

High Band Edge Plot on Channel 39



Date: 21.FEB.2023 15:21:39

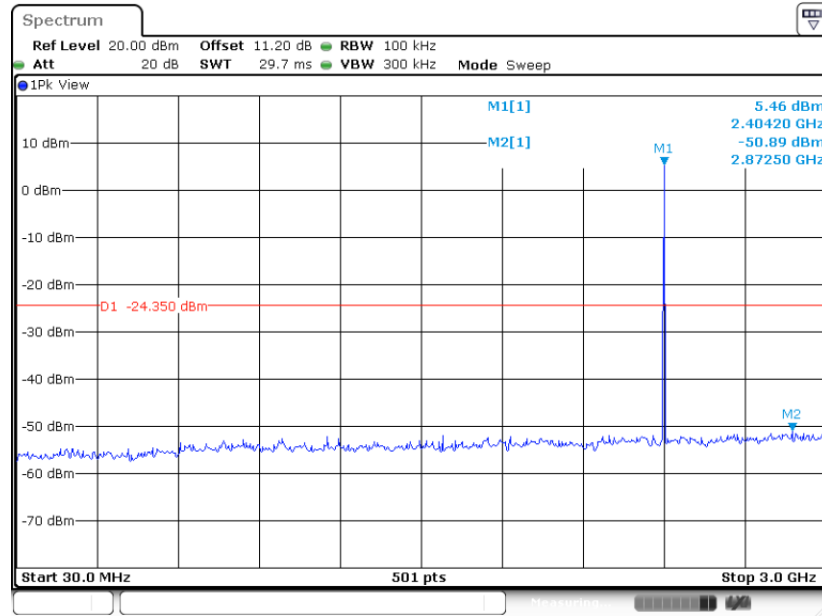


### 3.4.6 Test Result of Conducted Spurious Emission Plots

Bluetooth LE 1Mbps:

#### Conducted Spurious Emission Plot on Bluetooth LE 1Mbps

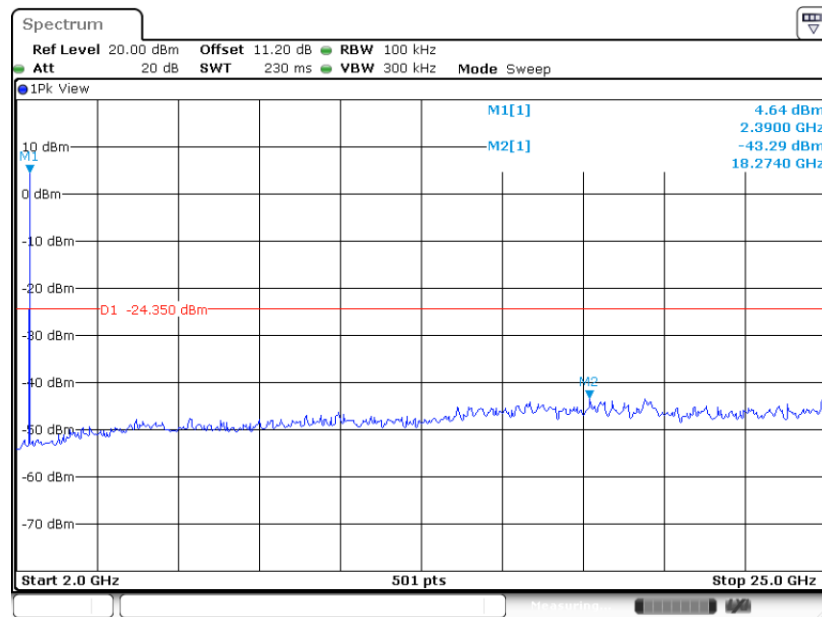
##### GFSK Channel 00



Date: 21.FEB.2023 14:34:44

#### Conducted Spurious Emission Plot on Bluetooth LE 1Mbps

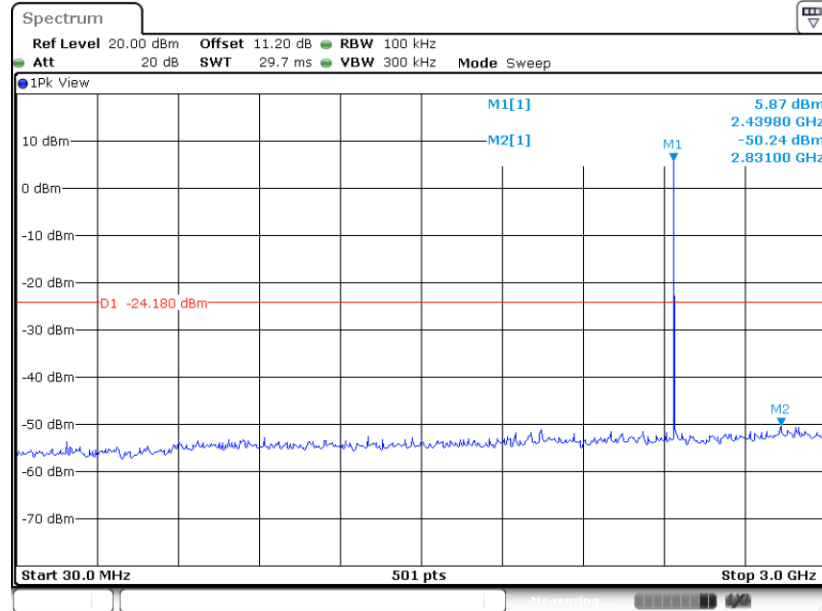
##### GFSK Channel 00



Date: 21.FEB.2023 14:34:54

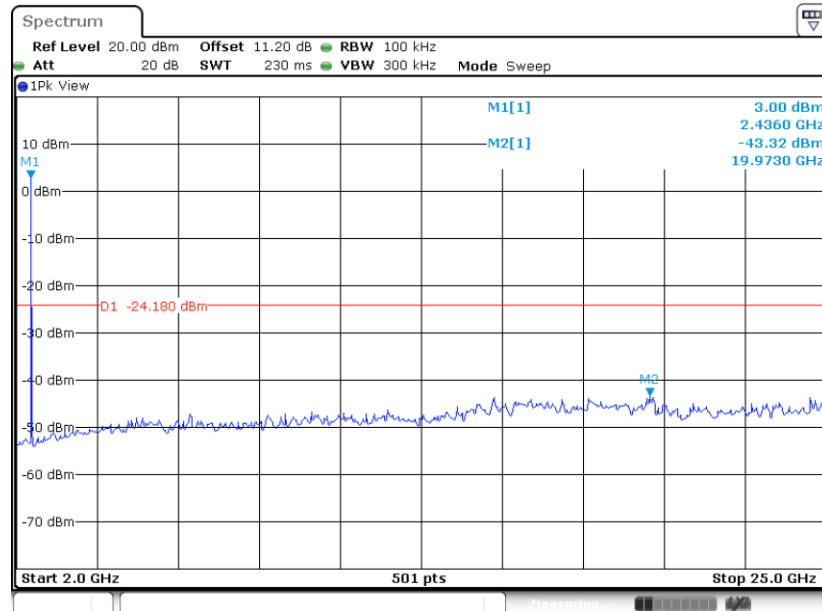


Conducted Spurious Emission Plot on Bluetooth LE 1Mbps  
GFSK Channel 19



Date: 21.FEB.2023 14:45:54

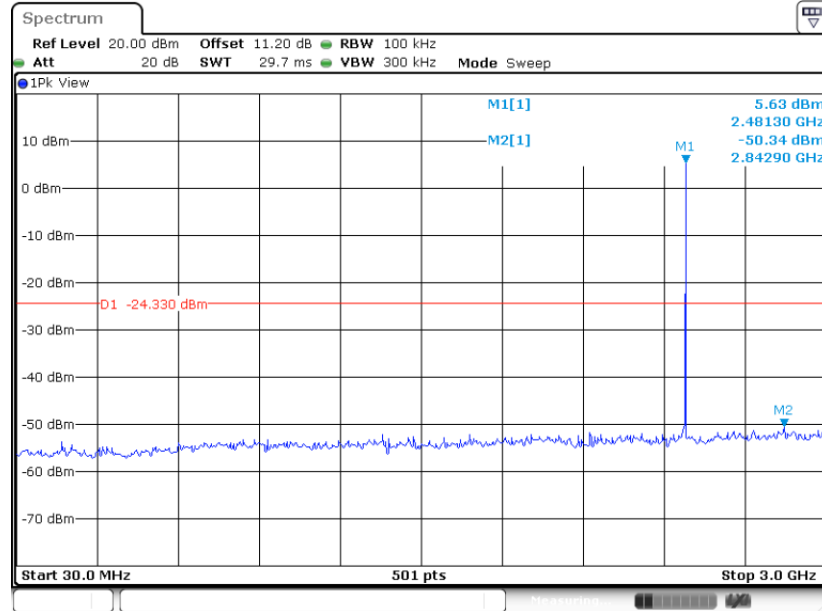
Conducted Spurious Emission Plot on Bluetooth LE 1Mbps  
GFSK Channel 19



Date: 21.FEB.2023 14:46:06

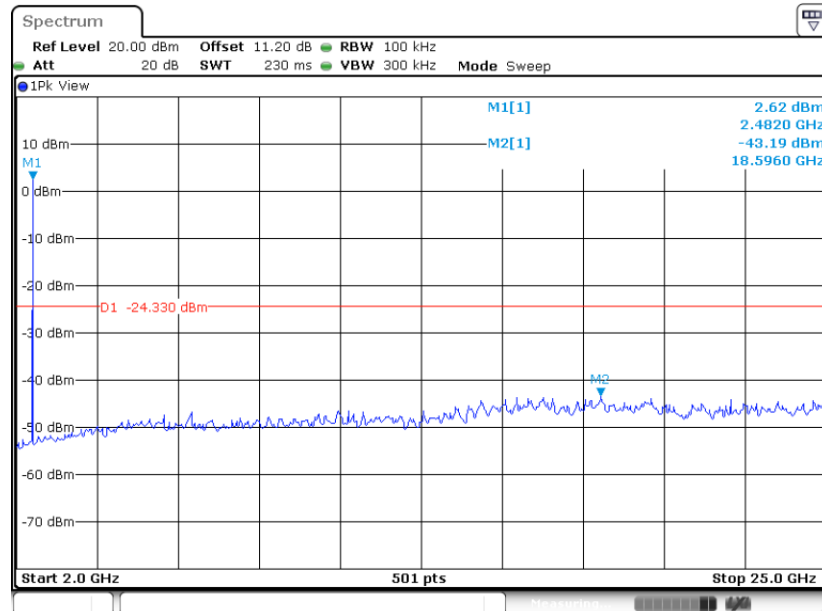


Conducted Spurious Emission Plot on Bluetooth LE 1Mbps  
GFSK Channel 39



Date: 21.FEB.2023 14:52:01

Conducted Spurious Emission Plot on Bluetooth LE 1Mbps  
GFSK Channel 39

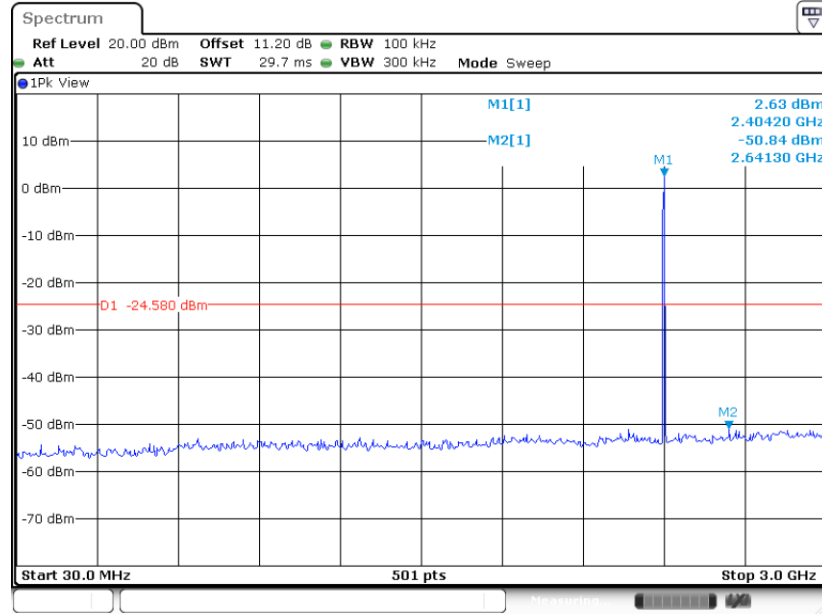


Date: 21.FEB.2023 14:52:13



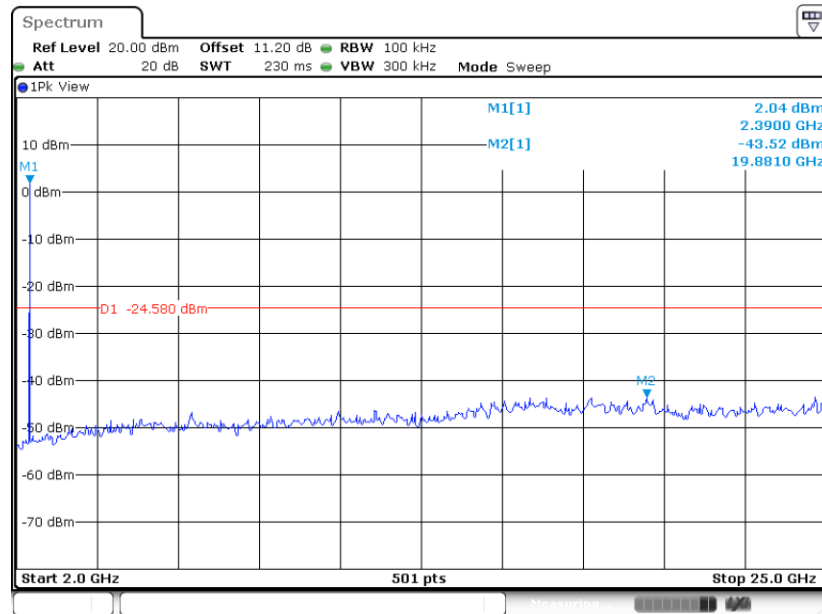
Bluetooth LE 2Mbps:

Conducted Spurious Emission Plot on Bluetooth LE 2Mbps  
GFSK Channel 00



Date: 21.FEB.2023 15:08:04

Conducted Spurious Emission Plot on Bluetooth LE 2Mbps  
GFSK Channel 00

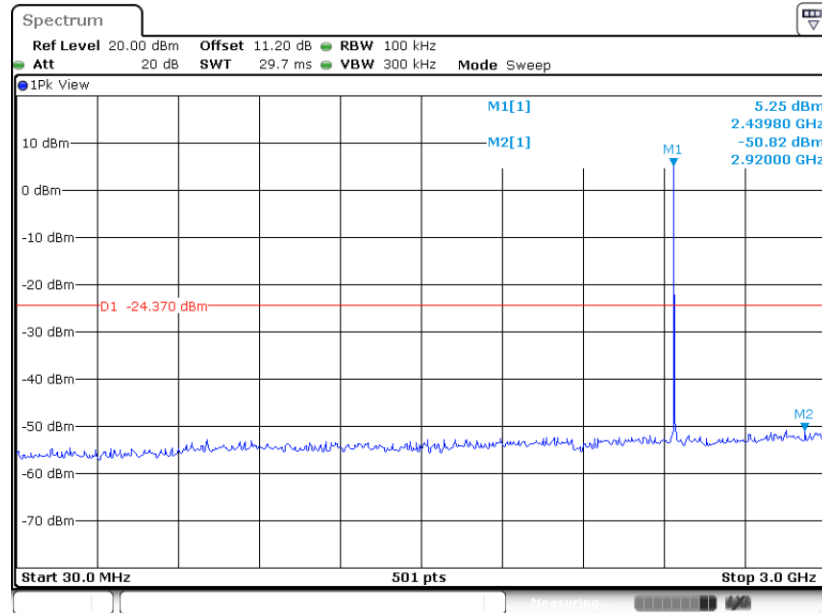


Date: 21.FEB.2023 15:08:15



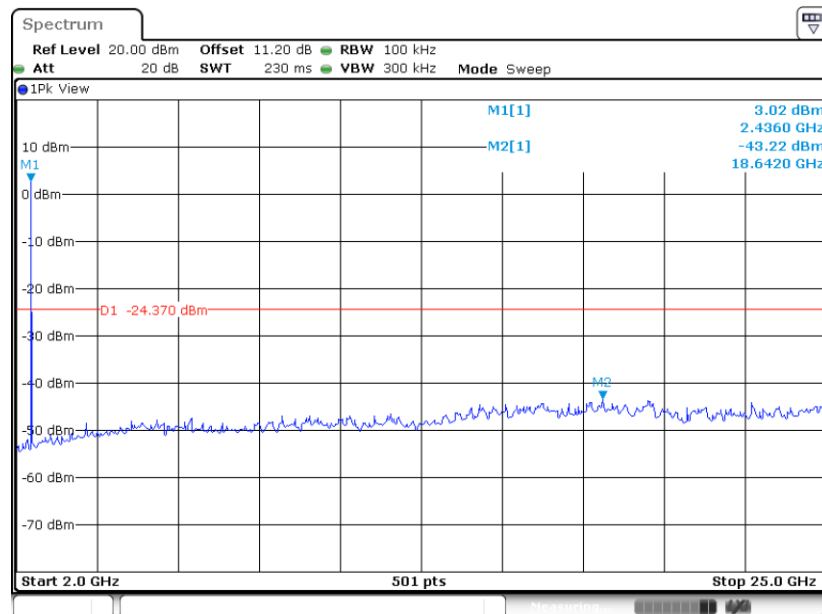


Conducted Spurious Emission Plot on Bluetooth LE 2Mbps GFSK Channel 19



Date: 21.FEB.2023 15:12:07

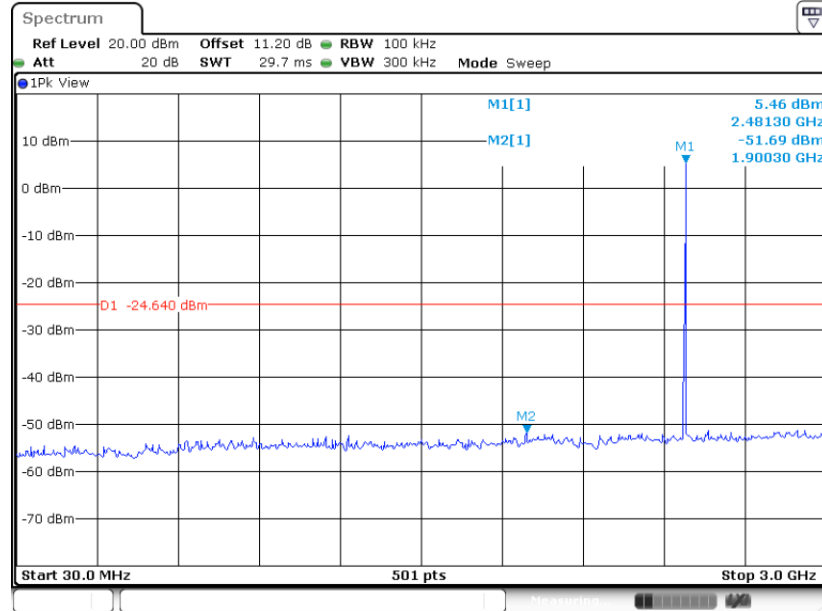
Conducted Spurious Emission Plot on Bluetooth LE 2Mbps GFSK Channel 19



Date: 21.FEB.2023 15:12:17

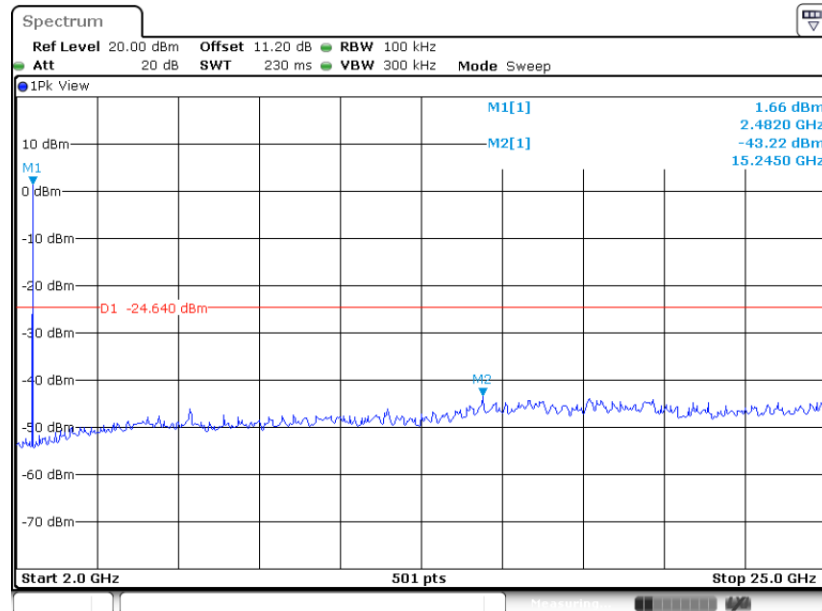


### Conducted Spurious Emission Plot on Bluetooth LE 2Mbps GFSK Channel 39



Date: 21.FEB.2023 15:20:47

### Conducted Spurious Emission Plot on Bluetooth LE 2Mbps GFSK Channel 39



Date: 21.FEB.2023 15:20:58



### 3.5 Radiated Band Edges and Spurious Emission Measurement

#### 3.5.1 Limit of Radiated Band Edges and Spurious Emission

In any 100 kHz bandwidth outside the intentional radiator frequency band, all harmonics/spurious must be at least 20 dB below the highest emission level within the authorized band. If the output power of this device was measured by spectrum analyzer, the attenuation under this paragraph shall be 30 dB instead of 20 dB. In addition, radiated emissions which fall in the restricted bands must also comply with the limits as below.

Frequency (MHz)	Field Strength (microvolts/meter)	Measurement Distance (meters)
0.009 – 0.490	2400/F(kHz)	300
0.490 – 1.705	24000/F(kHz)	30
1.705 – 30.0	30	30
30 – 88	100	3
88 – 216	150	3
216 - 960	200	3
Above 960	500	3

#### 3.5.2 Measuring Instruments

The section 4.0 of List of Measuring Equipment of this test report is used for test.

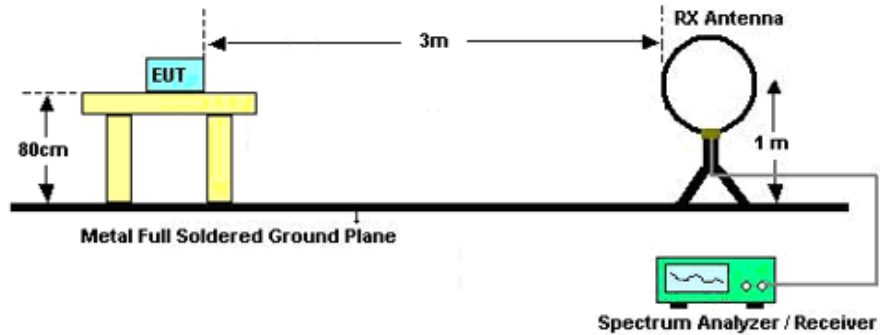


### 3.5.3 Test Procedures

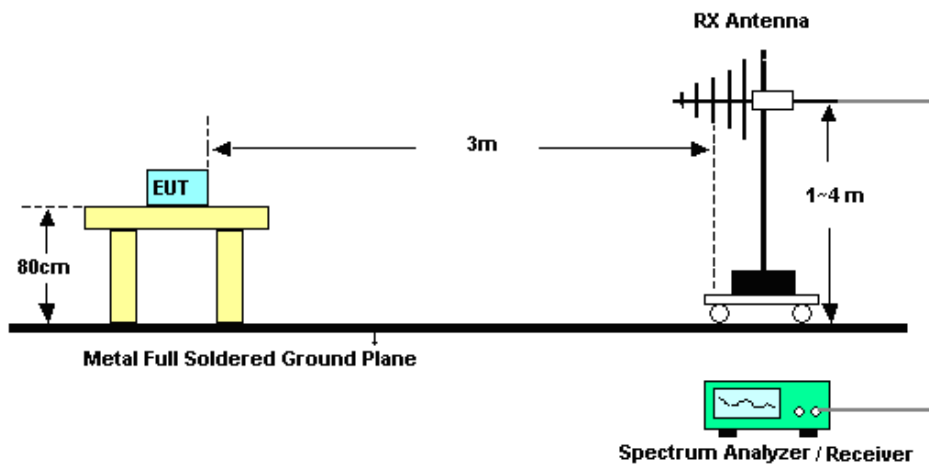
1. The testing follows ANSI C63.10-2013 clause 11.11 & 11.12
2. The EUT was arranged to its worst case and then tune the antenna tower (from 1 m to 4 m) and turntable (from 0 degree to 360 degrees) to find the maximum reading. A pre-amp and a high pass filter are used for the test in order to get better signal level.
3. The EUT was placed on a turntable with 0.8 meter for frequency below 1GHz and 1.5 meter for frequency above 1GHz respectively above ground.
4. The EUT was set 3 meters from the interference receiving antenna, which was mounted on the top of a variable height antenna tower.
5. Corrected Reading: Antenna Factor + Cable Loss + Read Level - Preamp Factor = Level
6. For testing below 1GHz, if the emission level of the EUT in peak mode was 3 dB lower than the limit specified, then peak values of EUT will be reported, otherwise, the emissions will be repeated one by one using the CISPR quasi-peak method and reported.
7. For testing above 1GHz, the emission level of the EUT in peak mode was 20dB lower than peak limit (that means the emission level in average mode also complies with the limit in average mode), then peak values of EUT will be reported, otherwise, the emissions will be measured in average mode again and reported.
8. Use the following spectrum analyzer settings:
  - (1) Span shall wide enough to fully capture the emission being measured;
  - (2) Set RBW=100 kHz for  $f < 1$  GHz;  $VBW \geq RBW$ ; Sweep = auto; Detector function = peak; Trace = max hold;
  - (3) Set RBW = 1 MHz, VBW= 3MHz for  $f \geq 1$  GHz for peak measurement.  
For average measurement:
    - $VBW = 10$  Hz, when duty cycle is no less than 98 percent.
    - $VBW \geq 1/T$ , when duty cycle is less than 98 percent where T is the minimum transmission duration over which the transmitter is on and is transmitting at its maximum power control level for the tested mode of operation.

### 3.5.4 Test Setup

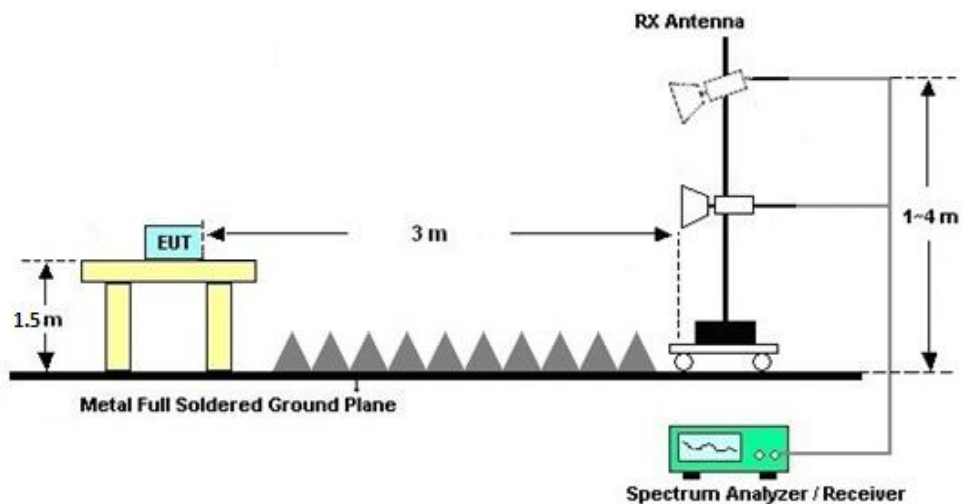
For radiated emissions below 30MHz



For radiated emissions from 30MHz to 1GHz



For radiated emissions above 1GHz





### **3.5.5 Test Results of Radiated Spurious Emissions (9 kHz ~ 30 MHz)**

The low frequency, which started from 9 kHz to 30MHz, was pre-scanned and the result which was 20dB lower than the limit line was not reported.

There is a comparison data of both open-field test site and semi-Anechoic chamber, and the result came out very similar.

### **3.5.6 Test Result of Radiated Spurious at Band Edges**

Please refer to Appendix C&D.

### **3.5.7 Duty Cycle**

Please refer to Appendix E.

### **3.5.8 Test Result of Radiated Spurious Emission (30MHz ~ 10th Harmonic or 40GHz, whichever is lower)**

Please refer to Appendix C&D.



### 3.6 AC Conducted Emission Measurement

#### 3.6.1 Limit of AC Conducted Emission

For equipment that is designed to be connected to the public utility (AC) power line, the radio frequency voltage that is conducted back onto the AC power line on any frequency or frequencies within the band 150 kHz to 30 MHz shall not exceed the limits in the following table.

Frequency of emission (MHz)	Conducted limit (dBµV)	
	Quasi-peak	Average
0.15-0.5	66 to 56*	56 to 46*
0.5-5	56	46
5-30	60	50

\*Decreases with the logarithm of the frequency.

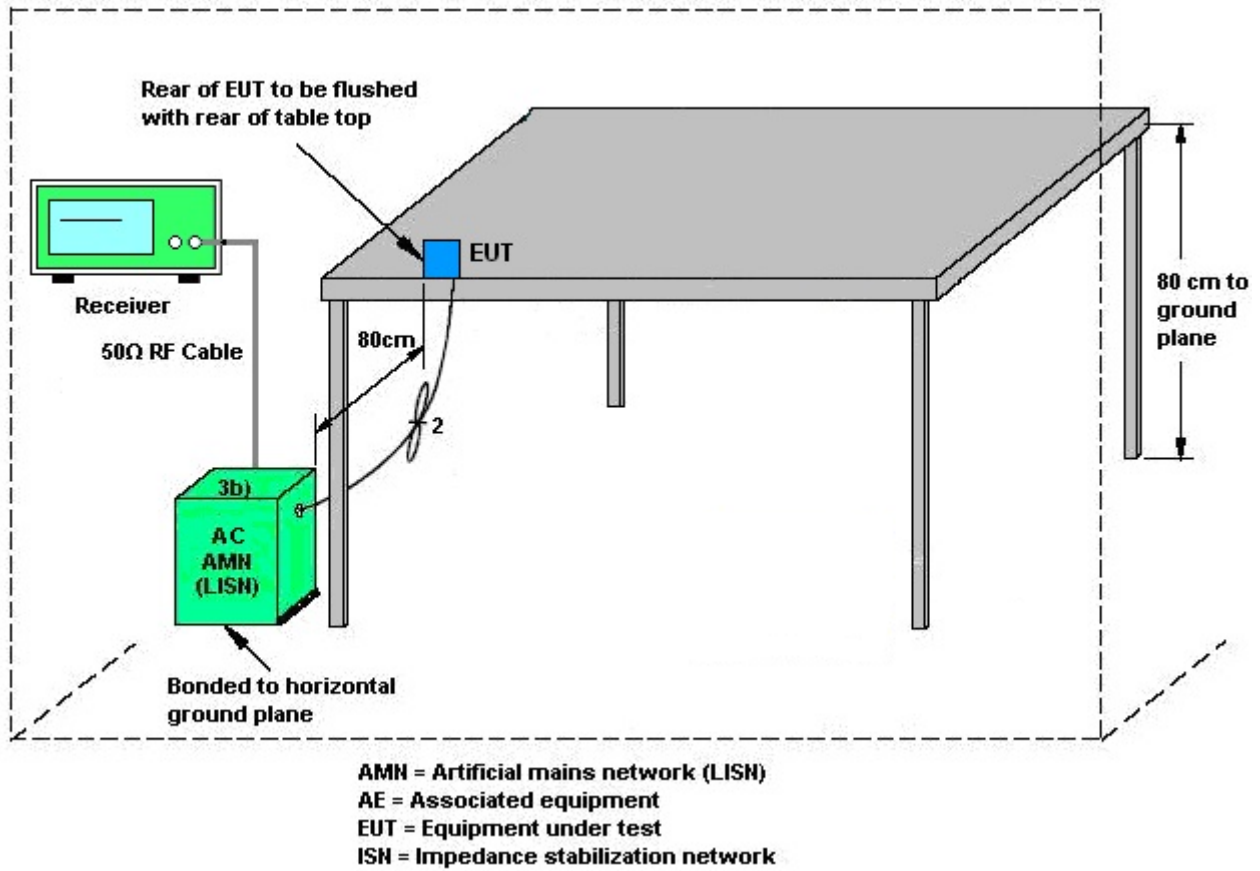
#### 3.6.2 Measuring Instruments

The section 4.0 of List of Measuring Equipment of this test report is used for test.

#### 3.6.3 Test Procedures

1. The EUT was placed 0.4 meter from the conducting wall of the shielding room was kept at least 80 centimeters from any other grounded conducting surface.
2. Connect EUT to the power mains through a line impedance stabilization network (LISN).
3. All the support units are connecting to the other LISN.
4. The LISN provides 50 ohm coupling impedance for the measuring instrument.
5. The FCC states that a 50 ohm, 50 microhenry LISN should be used.
6. Both sides of AC line were checked for maximum conducted interference.
7. The frequency range from 150 kHz to 30 MHz was searched.
8. Set the test-receiver system to Peak Detect Function and specified bandwidth (IF Bandwidth = 9kHz) with Maximum Hold Mode. Then measurement is also conducted by Average Detector and Quasi-Peak Detector Function respectively.

### 3.6.4 Test Setup



### 3.6.5 Test Result of AC Conducted Emission

Please refer to Appendix B.





## **3.7 Antenna Requirements**

### **3.7.1 Standard Applicable**

If directional gain of transmitting antennas is greater than 6dBi, the power shall be reduced by the same level in dB comparing to gain minus 6dBi. The use of a permanently attached antenna or of an antenna that uses a unique coupling to the intentional radiator shall be considered sufficient to comply with the rule.

### **3.7.2 Antenna Anti-Replacement Construction**

An embedded-in antenna design is used.

### **3.7.3 Antenna Gain**

The antenna peak gain of EUT is less than 6 dBi. Therefore, it is not necessary to reduce maximum peak output power limit.



## 4 List of Measuring Equipment

Instrument	Manufacturer	Model No.	Serial No.	Characteristics	Calibration Date	Test Date	Due Date	Remark
Spectrum Analyzer	R&S	FSV40	101078	10Hz~40GHz	Apr. 07, 2022	Feb. 21, 2023~ Mar. 02, 2023	Apr. 06, 2023	Conducted (TH01-SZ)
Pulse Power Sensor	Anritsu	MA2411B	1339473	30MHz~40GHz	Dec. 27, 2022	Feb. 21, 2023~ Mar. 02, 2023	Dec. 26, 2023	Conducted (TH01-SZ)
Power Meter	Anritsu	ML2495A	1542004	50MHz Bandwidth	Dec. 27, 2022	Feb. 21, 2023~ Mar. 02, 2023	Dec. 26, 2023	Conducted (TH01-SZ)
Attenuator	MICROWAV	EMVE2214-10	2	30MHz~26.5GHz	Feb. 22, 2022	Feb. 21, 2023~ Mar. 02, 2023	Feb. 22, 2023	Conducted (TH01-SZ)
Attenuator	MICROWAV	EMVE2214-10	2	30MHz~26.5GHz	Feb. 22, 2023		Feb. 22, 2024	Conducted (TH01-SZ)
EXA Spectrum Analyzer	KEYSIGHT	N9010A	MY55150213	10Hz~44GHz	Jul. 07, 2022	Feb. 17, 2023~ Mar. 03, 2023	Jul. 06, 2023	Radiation (03CH02-SZ)
Loop Antenna	R&S	HFH2-Z2	100354	9kHz~30MHz	Jul. 28, 2022	Feb. 17, 2023~ Mar. 03, 2023	Jul. 27, 2024	Radiation (03CH02-SZ)
Bilog Antenna	TeseQ	CBL6112D	35407	30MHz~2GHz	Sep. 28, 2021	Feb. 17, 2023~ Mar. 03, 2023	Sep. 27, 2023	Radiation (03CH02-SZ)
Double Ridge Horn Antenna	ETS-Lindgren	3117	00119436	1GHz~18GHz	Jul. 07, 2022	Feb. 17, 2023~ Mar. 03, 2023	Jul. 06, 2023	Radiation (03CH02-SZ)
HF Amplifier	MITEQ	TTA1840-35-HG	1871923	18GHz~40GHz	Jul. 07, 2022	Feb. 17, 2023~ Mar. 03, 2023	Jul. 06, 2023	Radiation (03CH02-SZ)
SHF-EHF Horn	com-power	AH-840	101071	18GHz~40GHz	Apr. 09, 2022	Feb. 17, 2023~ Mar. 03, 2023	Apr. 08, 2023	Radiation (03CH02-SZ)
LF Amplifier	Burgeon	BPA-530	102211	0.01~3000Mhz	Oct. 19, 2022	Feb. 17, 2023~ Mar. 03, 2023	Oct. 18, 2023	Radiation (03CH02-SZ)
HF Amplifier	MITEQ	AMF-7D-00101800-30-10P-R	1943528	1GHz~18GHz	Oct. 19, 2022	Feb. 17, 2023~ Mar. 03, 2023	Oct. 18, 2023	Radiation (03CH02-SZ)
HF Amplifier	KEYSIGHT	83017A	MY53270105	0.5GHz~26.5GHz	Oct. 19, 2022	Feb. 17, 2023~ Mar. 03, 2023	Oct. 18, 2023	Radiation (03CH02-SZ)
AC Power Source	Chroma	61601	616010003043	N/A	Nov. 10, 2022	Feb. 17, 2023~ Mar. 03, 2023	Nov. 10, 2023	Radiation (03CH02-SZ)
Turn Table	Chaintek	T-200	N/A	0~360 degree	NCR	Feb. 17, 2023~ Mar. 03, 2023	NCR	Radiation (03CH02-SZ)
Antenna Mast	Chaintek	MBS-400	N/A	1 m~4 m	NCR	Feb. 17, 2023~ Mar. 03, 2023	NCR	Radiation (03CH02-SZ)
EMI Receiver	R&S	ESR7	102297	9kHz~7GHz;	Jul. 06, 2022	Feb. 16, 2023	Jul. 05, 2023	Conduction (CO02-SZ)
AC LISN	R&S	ENV216	101499	9kHz~30MHz	Jul. 06, 2022	Feb. 16, 2023	Jul. 05, 2023	Conduction (CO02-SZ)
AC Power Source	CHROMA	61601	616010002470	100Vac~250Vac	Nov. 10, 2022	Feb. 16, 2023	Nov. 09, 2023	Conduction (CO02-SZ)

NCR: No Calibration Required



## 5 Uncertainty of Evaluation

The measurement uncertainties shown below were calculated in accordance with the requirements of ANSI 63.10-2013. All the measurement uncertainty value were shown with a coverage K=2 to indicate 95% level of confidence. The measurement data show herein meets or exceeds the CISPR measurement uncertainty values specified in CISPR 16-4-2 and can be compared directly to specified limit to determine compliance.

### Uncertainty of Conducted Measurement

Test Item	Uncertainty
Conducted Power	±1.34 dB
Conducted Emissions	±1.34 dB
Occupied Channel Bandwidth	±0.13 %
Conducted Power Spectral Density	±1.32 dB

### Uncertainty of Conducted Emission Measurement (150 kHz ~ 30 MHz)

Measuring Uncertainty for a Level of Confidence of 95% (U = 2Uc(y))	2.7dB
---------------------------------------------------------------------	-------

### Uncertainty of Radiated Emission Measurement (30 MHz ~ 1000 MHz)

Measuring Uncertainty for a Level of Confidence of 95% (U = 2Uc(y))	5.0dB
---------------------------------------------------------------------	-------

### Uncertainty of Radiated Emission Measurement (1000 MHz ~ 18000 MHz)

Measuring Uncertainty for a Level of Confidence of 95% (U = 2Uc(y))	5.1dB
---------------------------------------------------------------------	-------

### Uncertainty of Radiated Emission Measurement (18000 MHz ~ 40000 MHz)

Measuring Uncertainty for a Level of Confidence of 95% (U = 2Uc(y))	5.1dB
---------------------------------------------------------------------	-------

----- THE END -----



## **Appendix A. Conducted Test Results**

**Appendix A. Test Result of Conducted Test Items**

Test Engineer:	Chen Ran	Temperature:	21~25	°C
Test Date:	2023/2/21~2023/3/2	Relative Humidity:	51~54	%

<b>TEST RESULTS DATA</b>								
<b>6dB and 99% Occupied Bandwidth</b>								
Mod.	Data Rate	NTX	CH.	Freq. (MHz)	99% Occupied BW (MHz)	6dB BW (MHz)	6dB BW Limit (MHz)	Pass/Fail
BLE	1Mbps	1	0	2402	1.033	0.682	0.50	Pass
BLE	1Mbps	1	19	2440	1.033	0.682	0.50	Pass
BLE	1Mbps	1	39	2480	1.033	0.684	0.50	Pass

<b>TEST RESULTS DATA</b>												
<b>Average Power Table</b>												
Mod.	Data Rate	NTX	CH.	Freq. (MHz)	Duty Factor (dB)	Average Conducted Power (dBm)	Conducted Power Limit (dBm)	DG (dBi)	EIRP Power (dBm)	EIRP Power Limit (dBm)	Pass /Fail	Setting
BLE	1Mbps	1	0	2402	2.14	5.00	30.00	4.00	9.00	36.00	Pass	5/2/1
BLE	1Mbps	1	19	2440	2.14	5.10	30.00	4.00	9.10	36.00	Pass	5/2/1
BLE	1Mbps	1	39	2480	2.14	5.00	30.00	4.00	9.00	36.00	Pass	5/2/1

<b>TEST RESULTS DATA</b>									
<b>Peak Power Density</b>									
Mod.	Data Rate	NTX	CH.	Freq. (MHz)	Peak PSD (dBm /100kHz)	Peak PSD (dBm /3kHz)	DG (dBi)	Peak PSD Limit (dBm /3kHz)	Pass/Fail
BLE	1Mbps	1	0	2402	5.65	-9.76	4.00	8.00	Pass
BLE	1Mbps	1	19	2440	5.82	-9.86	4.00	8.00	Pass
BLE	1Mbps	1	39	2480	5.67	-9.76	4.00	8.00	Pass

Note: PSD (dBm/ 100kHz) is a reference level used for Conducted Band Edges and Conducted Spurious Emission 30dBc limit.

<b>TEST RESULTS DATA</b> <b>6dB and 99% Occupied Bandwidth</b>								
Mod.	Data Rate	NTX	CH.	Freq. (MHz)	99% Occupied BW (MHz)	6dB BW (MHz)	6dB BW Limit (MHz)	Pass/Fail
BLE	2Mbps	1	0	2402	2.058	1.171	0.50	Pass
BLE	2Mbps	1	19	2440	2.058	1.172	0.50	Pass
BLE	2Mbps	1	39	2480	2.058	1.179	0.50	Pass

<b>TEST RESULTS DATA</b> <b>Average Power Table</b>												
Mod.	Data Rate	NTX	CH.	Freq. (MHz)	Duty Factor (dB)	Average Conducted Power (dBm)	Conducted Power Limit (dBm)	DG (dBi)	EIRP Power (dBm)	EIRP Power Limit (dBm)	Pass /Fail	Setting
BLE	2Mbps	1	0	2402	2.43	5.00	30.00	4.00	9.00	36.00	Pass	5/2/1
BLE	2Mbps	1	19	2440	2.43	5.10	30.00	4.00	9.10	36.00	Pass	5/2/1
BLE	2Mbps	1	39	2480	2.43	5.00	30.00	4.00	9.00	36.00	Pass	5/2/1

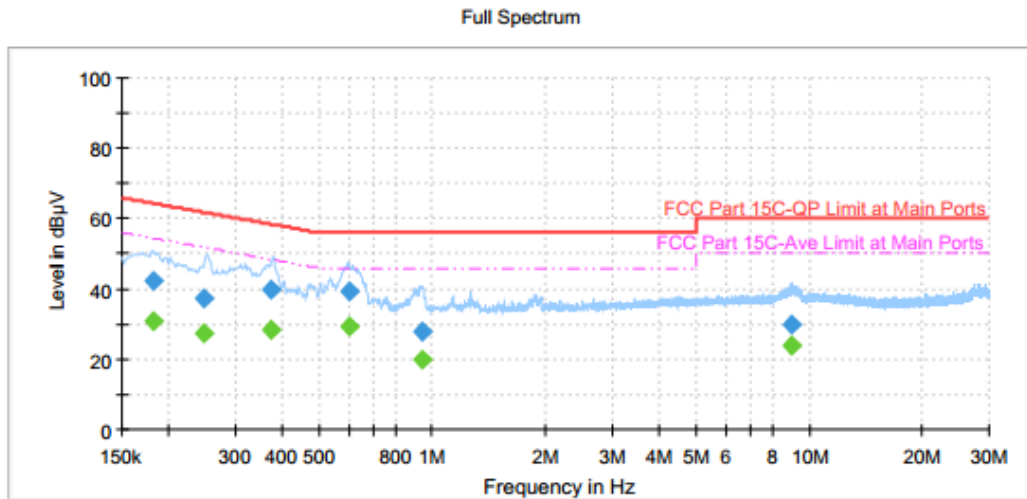
<b>TEST RESULTS DATA</b> <b>Peak Power Density</b>									
Mod.	Data Rate	NTX	CH.	Freq. (MHz)	Peak PSD (dBm /100kHz)	Peak PSD (dBm /3kHz)	DG (dBi)	Peak PSD Limit (dBm /3kHz)	Pass/Fail
BLE	2Mbps	1	0	2402	5.42	-13.50	4.00	8.00	Pass
BLE	2Mbps	1	19	2440	5.63	-13.57	4.00	8.00	Pass
BLE	2Mbps	1	39	2480	5.36	-13.48	4.00	8.00	Pass

Note: PSD (dBm/ 100kHz) is a reference level used for Conducted Band Edges and Conducted Spurious Emission 30dBc limit.



## Appendix B. AC Conducted Emission Test Results

Test Engineer :	TaoZhang	Temperature :	22~25°C
		Relative Humidity :	50~55%
Test Voltage :	120Vac / 60Hz	Phase :	Line
Remark :	All emissions not reported here are more than 10 dB below the prescribed limit.		



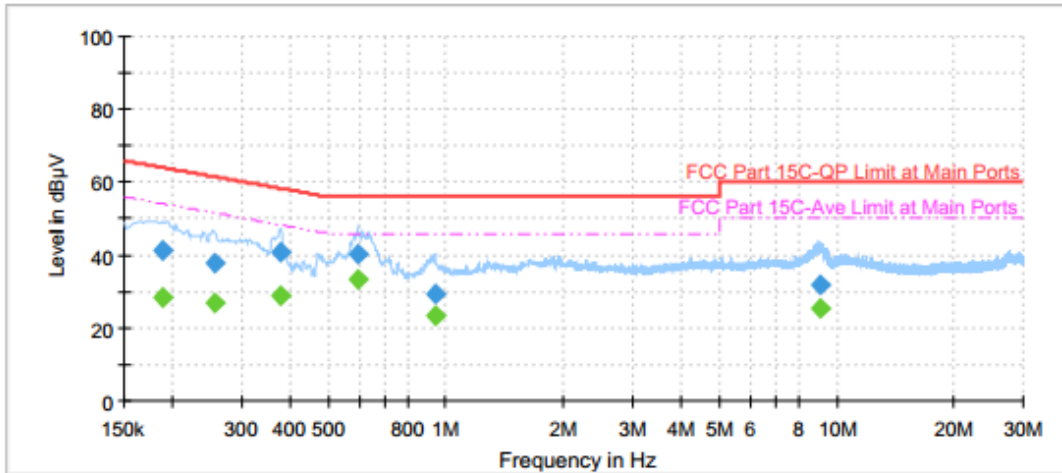
### Final Result

Frequency (MHz)	QuasiPeak (dBµV)	CAverage (dBµV)	Limit (dBµV)	Margin (dB)	Line	Filter	Corr. (dB)
0.182850	42.09	---	64.36	22.27	L1	OFF	19.7
0.182850	---	30.80	54.36	23.55	L1	OFF	19.7
0.249000	37.34	---	61.79	24.45	L1	OFF	19.7
0.249000	---	27.12	51.79	24.67	L1	OFF	19.7
0.375000	39.72	---	58.39	18.67	L1	OFF	19.7
0.375000	---	28.56	48.39	19.82	L1	OFF	19.7
0.602250	39.31	---	56.00	16.69	L1	OFF	19.8
0.602250	---	29.43	46.00	16.57	L1	OFF	19.8
0.939660	27.66	---	56.00	28.34	L1	OFF	19.8
0.939660	---	19.75	46.00	26.25	L1	OFF	19.8
8.963250	29.70	---	60.00	30.30	L1	OFF	20.0
8.963250	---	24.11	50.00	25.89	L1	OFF	20.0



Test Engineer :	TaoZhang	Temperature :	22~25°C
		Relative Humidity :	50~55%
Test Voltage :	120Vac / 60Hz	Phase :	Neutral
Remark :	All emissions not reported here are more than 10 dB below the prescribed limit.		

Full Spectrum



**Final Result**

Frequency (MHz)	QuasiPeak (dBµV)	CAverage (dBµV)	Limit (dBµV)	Margin (dB)	Line	Filter	Corr. (dB)
0.188250	41.15	---	64.11	22.97	N	OFF	19.7
0.188250	---	28.49	54.11	25.63	N	OFF	19.7
0.255750	37.91	---	61.57	23.66	N	OFF	19.7
0.255750	---	26.74	51.57	24.82	N	OFF	19.7
0.377340	41.04	---	58.34	17.30	N	OFF	19.7
0.377340	---	28.82	48.34	19.51	N	OFF	19.7
0.596220	40.30	---	56.00	15.70	N	OFF	19.7
0.596220	---	33.24	46.00	12.76	N	OFF	19.7
0.939570	29.26	---	56.00	26.74	N	OFF	19.7
0.939570	---	23.42	46.00	22.58	N	OFF	19.7
9.060000	31.82	---	60.00	28.18	N	OFF	20.0
9.060000	---	25.43	50.00	24.57	N	OFF	20.0





### Appendix C. Radiated Spurious Emission

Test Engineer :	Shun ping You	Temperature :	24~25°C
		Relative Humidity :	48~49%

#### <BLE1Mbps>

#### 2.4GHz 2400~2483.5MHz

#### BLE (Band Edge @ 3m)

BLE	Note	Frequency ( MHz )	Level ( dBμV/m )	Margin ( dB )	Limit Line ( dBμV/m )	Read Level ( dBμV )	Antenna Factor ( dB/m )	Path Loss ( dB )	Preamp Factor ( dB )	Ant Pos ( cm )	Table Pos ( deg )	Peak Avg. ( P/A )	Pol. ( H/V )
BLE CH 00 2402MHz		2339.715	53.02	-20.98	74	46.23	32.34	6.3	31.85	218	88	P	H
		2385.18	42.78	-11.22	54	35.72	32.35	6.44	31.73	218	88	A	H
	*	2402	100.13	-	-	93.06	32.36	6.44	31.73	218	88	P	H
	*	2402	98.86	-	-	91.79	32.36	6.44	31.73	218	88	A	H
		2338.14	53	-21	74	46.21	32.34	6.3	31.85	175	246	P	V
		2348.43	42.7	-11.3	54	35.84	32.34	6.37	31.85	175	246	A	V
	*	2402	95.28	-	-	88.21	32.36	6.44	31.73	175	246	P	V
	*	2402	93.62	-	-	86.55	32.36	6.44	31.73	175	246	A	V
BLE CH 39 2480MHz	*	2480	99.73	-	-	92.37	32.39	6.53	31.56	223	106	P	H
	*	2480	98.91	-	-	91.55	32.39	6.53	31.56	223	106	A	H
		2499.64	53.31	-20.69	74	45.88	32.4	6.53	31.5	223	106	P	H
		2485.6	43.17	-10.83	54	35.81	32.39	6.53	31.56	223	106	A	H
	*	2480	95.91	-	-	88.55	32.39	6.53	31.56	192	247	P	V
	*	2480	94.92	-	-	87.56	32.39	6.53	31.56	192	247	A	V
		2498.44	53.67	-20.33	74	46.24	32.4	6.53	31.5	192	247	P	V
		2483.64	43.16	-10.84	54	35.8	32.39	6.53	31.56	192	247	A	V
Remark	1. No other spurious found. 2. All results are PASS against Peak and Average limit line.												



2.4GHz 2400~2483.5MHz
BLE (Harmonic @ 3m)

Table with 14 columns: BLE, Note, Frequency (MHz), Level (dBµV/m), Margin (dB), Limit Line (dBµV/m), Read Level (dBµV), Antenna Factor (dB/m), Path Loss (dB), Preamp Factor (dB), Ant Pos (cm), Table Pos (deg), Peak Avg. (P/A), Pol. (H/V). Rows include BLE CH 00 2402MHz, BLE CH 19 2440MHz, BLE CH 39 2480MHz, and a Remark section.



<BLE2Mbps>

2.4GHz 2400~2483.5MHz

BLE (Band Edge @ 3m)

BLE	Note	Frequency	Level	Margin	Limit Line	Read Level	Antenna Factor	Path Loss	Preamp Factor	Ant Pos	Table Pos	Peak Avg.	Pol.
		( MHz )	( dBμV/m )	( dB )	( dBμV/m )	( dBμV )	( dB/m )	( dB )	( dB )	( cm )	( deg )	( P/A )	( H/V )
BLE CH 00 2402MHz		2388.435	53.68	-20.32	74	46.61	32.36	6.44	31.73	223	116	P	H
		2382.975	42.82	-11.18	54	35.89	32.35	6.37	31.79	223	116	A	H
	*	2402	100.12	-	-	93.05	32.36	6.44	31.73	223	116	P	H
	*	2402	96.58	-	-	89.51	32.36	6.44	31.73	223	116	A	H
		2386.335	52.95	-21.05	74	45.88	32.36	6.44	31.73	192	249	P	V
		2360.61	42.76	-11.24	54	35.84	32.34	6.37	31.79	192	249	A	V
	*	2402	93.2	-	-	86.13	32.36	6.44	31.73	192	249	P	V
	*	2402	91.01	-	-	83.94	32.36	6.44	31.73	192	249	A	V
BLE CH 39 2480MHz	*	2480	100.78	-	-	93.42	32.39	6.53	31.56	224	108	P	H
	*	2480	98.28	-	-	90.92	32.39	6.53	31.56	224	108	A	H
		2499.56	53.68	-20.32	74	46.25	32.4	6.53	31.5	224	108	P	H
		2483.52	43.94	-10.06	54	36.58	32.39	6.53	31.56	224	108	A	H
	*	2480	96.17	-	-	88.81	32.39	6.53	31.56	192	247	P	V
	*	2480	92.91	-	-	85.55	32.39	6.53	31.56	192	247	A	V
		2483.52	53.64	-20.36	74	46.28	32.39	6.53	31.56	192	247	P	V
		2483.6	43.38	-10.62	54	36.02	32.39	6.53	31.56	192	247	A	V
Remark	1. No other spurious found. 2. All results are PASS against Peak and Average limit line.												



2.4GHz 2400~2483.5MHz
BLE (Harmonic @ 3m)

Table with 14 columns: BLE, Note, Frequency (MHz), Level (dBµV/m), Margin (dB), Limit Line (dBµV/m), Read Level (dBµV), Antenna Factor (dB/m), Path Loss (dB), Preamp Factor (dB), Ant Pos (cm), Table Pos (deg), Peak Avg. (P/A), Pol. (H/V). Rows include BLE CH 00 2402MHz, BLE CH 19 2440MHz, BLE CH 39 2480MHz, and a Remark section.



Emission below 1GHz

2.4GHz BLE (LF)

BLE	Note	Frequency	Level	Margin	Limit	Read	Antenna	Path	Preamp	Ant	Table	Peak	Pol.
		( MHz )	( dBμV/m )	( dB )	Line ( dBμV/m )	Level ( dBμV )	Factor ( dB/m )	Loss ( dB )	Factor ( dB )	Pos ( cm )	Pos ( deg )	Avg. (P/A)	(H/V)
2.4GHz BLE LF		61.04	20.55	-19.45	40	35.02	18.66	1.76	34.89	-	-	P	H
		159.01	28.27	-15.23	43.5	42.15	18.45	2.37	34.7	-	-	P	H
		237.58	34.51	-11.49	46	49.1	17.17	2.94	34.7	-	-	P	H
		357.86	26.95	-19.05	46	37.7	20.41	3.42	34.58	-	-	P	H
		721.61	30.69	-15.31	46	34.04	27.31	3.74	34.4	-	-	P	H
		849.65	29.99	-16.01	46	31.11	28.8	4.38	34.3	-	-	P	H
		30	27.76	-12.24	40	43.69	17.56	1.21	34.7	-	-	P	V
		111.48	30.14	-13.36	43.5	46.99	15.84	2.09	34.78	-	-	P	V
		239.52	29.11	-16.89	46	43.62	17.24	2.95	34.7	-	-	P	V
		452.92	29.07	-16.93	46	37.32	22.79	3.46	34.5	-	-	P	V
		452.92	29.07	-16.93	46	37.32	22.79	3.46	34.5	-	-	P	V
		728.4	29.84	-16.16	46	33.13	27.38	3.73	34.4	-	-	P	V
Remark	1. No other spurious found. 2. All results are PASS against limit line.												



**Note symbol**

*	<b>Fundamental Frequency</b> which can be ignored. However, the level of any unwanted emissions shall not exceed the level of the fundamental frequency.
!	Test result is <b>Margin</b> line.
P/A	<b>Peak</b> or <b>Average</b>
H/V	<b>Horizontal</b> or <b>Vertical</b>



A calculation example for radiated spurious emission is shown as below:

BLE	Note	Frequency	Level	Margin	Limit	Read	Antenna	Path	Preamp	Ant	Table	Peak	Pol.
		( MHz )	( dBμV/m )	( dB )	( dBμV/m )	( dBμV )	( dB/m )	( dB )	( dB )	( cm )	( deg )	( P/A )	( H/V )
BLE CH 00 2402MHz		2390	55.45	-18.55	74	54.51	32.22	4.58	35.86	103	308	P	H
		2390	43.54	-10.46	54	42.6	32.22	4.58	35.86	103	308	A	H

1. Path Loss(dB) = Cable loss(dB) + Filter loss(dB) + Attenuator loss(dB)
2. Level(dBμV/m) =  
Antenna Factor(dB/m) + Path Loss(dB) + Read Level(dBμV) - Preamp Factor(dB)
3. Margin (dB) = Level(dBμV/m) – Limit Line(dBμV/m)

**For Peak Limit @ 2390MHz:**

1. Level(dBμV/m)  
= Antenna Factor(dB/m) + Path Loss(dB) + Read Level(dBμV) - Preamp Factor(dB)  
= 32.22(dB/m) + 4.58(dB) + 54.51(dBμV) – 35.86 (dB)  
= 55.45 (dBμV/m)
2. Margin (dB)  
= Level(dBμV/m) – Limit Line(dBμV/m)  
= 55.45(dBμV/m) – 74(dBμV/m)  
= -18.55(dB)

**For Average Limit @ 2390MHz:**

1. Level(dBμV/m)  
= Antenna Factor(dB/m) + Path Loss(dB) + Read Level(dBμV) - Preamp Factor(dB)  
= 32.22(dB/m) + 4.58(dB) + 42.6(dBμV) – 35.86 (dB)  
= 43.54 (dBμV/m)
2. Margin (dB)  
= Level(dBμV/m) – Limit Line(dBμV/m)  
= 43.54(dBμV/m) – 54(dBμV/m)  
= -10.46(dB)

Both peak and average measured complies with the limit line, so test result is “PASS”.



# Appendix D. Radiated Spurious Emission Plots

<BLE1Mbps>

2.4GHz 2400~2483.5MHz

BLE (Band Edge @ 3m)

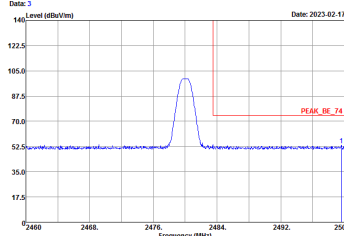
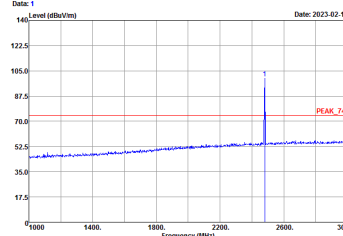
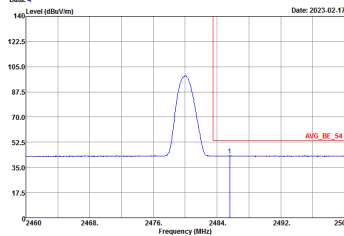
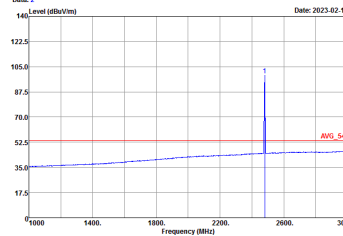
BLE	2.4GHz 2400~2483.5MHz Band Edge @ 3m																																																															
ANT	BLE CH00 2402MHz																																																															
2	Horizontal	Fundamental																																																														
<b>Peak</b>	<p>Date: 2023-02-17</p> <p>Site Condition : 03CH02-S2            Condition : PEAK_BE_74 3m HF_ANT_3117_0107 HORIZONTAL            Project : RWV1000 0000Hz VEW13000 0000Hz            Mode : Mode 3B            SN : #69 G862JK0130550029            Plane : X with Accessories            : S201</p> <table border="1"> <thead> <tr> <th>Freq</th> <th>Level</th> <th>Over</th> <th>Limit</th> <th>ReadAntenna</th> <th>Cable</th> <th>Preamp</th> <th>A/Pos</th> <th>T/Pos</th> <th>Remark</th> </tr> <tr> <th>MHz</th> <th>dBuV/m</th> <th>dB</th> <th>dBuV/m</th> <th>dBuV</th> <th>dB</th> <th>dB</th> <th>dB</th> <th>cm</th> <th>deg</th> </tr> </thead> <tbody> <tr> <td>1</td> <td>2399.72</td> <td>53.82</td> <td>-28.98</td> <td>74.88</td> <td>46.23</td> <td>32.34</td> <td>6.38</td> <td>31.85</td> <td>218</td> <td>88 Peak</td> </tr> </tbody> </table>	Freq	Level	Over	Limit	ReadAntenna	Cable	Preamp	A/Pos	T/Pos	Remark	MHz	dBuV/m	dB	dBuV/m	dBuV	dB	dB	dB	cm	deg	1	2399.72	53.82	-28.98	74.88	46.23	32.34	6.38	31.85	218	88 Peak	<p>Date: 2023-02-17</p> <p>Site Condition : 03CH02-S2            Condition : PEAK_74 3m HF_ANT_3117_0107 HORIZONTAL            Project : RWV1000 0000Hz VEW13000 0000Hz            Mode : Mode 3B            SN : #69 G862JK0130550029            Plane : X with Accessories            : S201</p> <table border="1"> <thead> <tr> <th>Freq</th> <th>Level</th> <th>Over</th> <th>Limit</th> <th>ReadAntenna</th> <th>Cable</th> <th>Preamp</th> <th>A/Pos</th> <th>T/Pos</th> <th>Remark</th> </tr> <tr> <th>MHz</th> <th>dBuV/m</th> <th>dB</th> <th>dBuV/m</th> <th>dBuV</th> <th>dB</th> <th>dB</th> <th>dB</th> <th>cm</th> <th>deg</th> </tr> </thead> <tbody> <tr> <td>1</td> <td>2482.88</td> <td>108.13</td> <td>26.13</td> <td>74.88</td> <td>93.96</td> <td>32.36</td> <td>6.44</td> <td>31.73</td> <td>218</td> <td>88 Peak</td> </tr> </tbody> </table>	Freq	Level	Over	Limit	ReadAntenna	Cable	Preamp	A/Pos	T/Pos	Remark	MHz	dBuV/m	dB	dBuV/m	dBuV	dB	dB	dB	cm	deg	1	2482.88	108.13	26.13	74.88	93.96	32.36	6.44	31.73	218	88 Peak
Freq	Level	Over	Limit	ReadAntenna	Cable	Preamp	A/Pos	T/Pos	Remark																																																							
MHz	dBuV/m	dB	dBuV/m	dBuV	dB	dB	dB	cm	deg																																																							
1	2399.72	53.82	-28.98	74.88	46.23	32.34	6.38	31.85	218	88 Peak																																																						
Freq	Level	Over	Limit	ReadAntenna	Cable	Preamp	A/Pos	T/Pos	Remark																																																							
MHz	dBuV/m	dB	dBuV/m	dBuV	dB	dB	dB	cm	deg																																																							
1	2482.88	108.13	26.13	74.88	93.96	32.36	6.44	31.73	218	88 Peak																																																						
<b>Avg.</b>	<p>Date: 2023-02-17</p> <p>Site Condition : 03CH02-S2            Condition : AVG_BE_54 3m HF_ANT_3117_0107 HORIZONTAL            Project : RWV1000 0000Hz VEW10000 0000Hz            Mode : Mode 3B            SN : #69 G862JK0130550029            Plane : X with Accessories            : S201</p> <table border="1"> <thead> <tr> <th>Freq</th> <th>Level</th> <th>Over</th> <th>Limit</th> <th>ReadAntenna</th> <th>Cable</th> <th>Preamp</th> <th>A/Pos</th> <th>T/Pos</th> <th>Remark</th> </tr> <tr> <th>MHz</th> <th>dBuV/m</th> <th>dB</th> <th>dBuV/m</th> <th>dBuV</th> <th>dB</th> <th>dB</th> <th>dB</th> <th>cm</th> <th>deg</th> </tr> </thead> <tbody> <tr> <td>1</td> <td>2395.18</td> <td>42.78</td> <td>-11.22</td> <td>54.88</td> <td>35.72</td> <td>32.35</td> <td>6.44</td> <td>31.73</td> <td>218</td> <td>88 Average</td> </tr> </tbody> </table>	Freq	Level	Over	Limit	ReadAntenna	Cable	Preamp	A/Pos	T/Pos	Remark	MHz	dBuV/m	dB	dBuV/m	dBuV	dB	dB	dB	cm	deg	1	2395.18	42.78	-11.22	54.88	35.72	32.35	6.44	31.73	218	88 Average	<p>Date: 2023-02-17</p> <p>Site Condition : 03CH02-S2            Condition : AVG_54 3m HF_ANT_3117_0107 HORIZONTAL            Project : RWV1000 0000Hz VEW10000 0000Hz            Mode : Mode 3B            SN : #69 G862JK0130550029            Plane : X with Accessories            : S201</p> <table border="1"> <thead> <tr> <th>Freq</th> <th>Level</th> <th>Over</th> <th>Limit</th> <th>ReadAntenna</th> <th>Cable</th> <th>Preamp</th> <th>A/Pos</th> <th>T/Pos</th> <th>Remark</th> </tr> <tr> <th>MHz</th> <th>dBuV/m</th> <th>dB</th> <th>dBuV/m</th> <th>dBuV</th> <th>dB</th> <th>dB</th> <th>dB</th> <th>cm</th> <th>deg</th> </tr> </thead> <tbody> <tr> <td>1</td> <td>2482.88</td> <td>98.88</td> <td>44.88</td> <td>54.88</td> <td>93.79</td> <td>32.36</td> <td>6.44</td> <td>31.73</td> <td>218</td> <td>88 Average</td> </tr> </tbody> </table>	Freq	Level	Over	Limit	ReadAntenna	Cable	Preamp	A/Pos	T/Pos	Remark	MHz	dBuV/m	dB	dBuV/m	dBuV	dB	dB	dB	cm	deg	1	2482.88	98.88	44.88	54.88	93.79	32.36	6.44	31.73	218	88 Average
Freq	Level	Over	Limit	ReadAntenna	Cable	Preamp	A/Pos	T/Pos	Remark																																																							
MHz	dBuV/m	dB	dBuV/m	dBuV	dB	dB	dB	cm	deg																																																							
1	2395.18	42.78	-11.22	54.88	35.72	32.35	6.44	31.73	218	88 Average																																																						
Freq	Level	Over	Limit	ReadAntenna	Cable	Preamp	A/Pos	T/Pos	Remark																																																							
MHz	dBuV/m	dB	dBuV/m	dBuV	dB	dB	dB	cm	deg																																																							
1	2482.88	98.88	44.88	54.88	93.79	32.36	6.44	31.73	218	88 Average																																																						





BLE	2.4GHz 2400~2483.5MHz Band Edge @ 3m																																																															
ANT	BLE CH00 2402MHz																																																															
2	Vertical	Fundamental																																																														
<b>Peak</b>	<p>Date: 5 Level (dBuV/m)</p> <p>Site : 03CH02-SZ Condition : PEAK_BE_74 3m HF_ANT_3117_0107 VERTICAL RSW: 1000.000kHz VEW: 3000.000kHz Project : 2N0202-01 Mode : Mode 38 SN : #69 08E2AK0130550029 Plane : X with Accessories : S2/1</p> <table border="1"> <thead> <tr> <th>Freq</th> <th>Level</th> <th>Over</th> <th>Limit</th> <th>ReadAntenna</th> <th>Cable</th> <th>Preamp</th> <th>A/Pos</th> <th>T/Pos</th> <th>Remark</th> </tr> <tr> <th>MHz</th> <th>dBuV/m</th> <th>dB</th> <th>dBuV/m</th> <th>dBuV</th> <th>dB/m</th> <th>dB</th> <th>dB</th> <th>cm</th> <th>deg</th> </tr> </thead> <tbody> <tr> <td>1</td> <td>1338.14</td> <td>53.00</td> <td>-11.00</td> <td>74.00</td> <td>45.21</td> <td>32.34</td> <td>6.30</td> <td>31.85</td> <td>175</td> <td>246 Peak</td> </tr> </tbody> </table>	Freq	Level	Over	Limit	ReadAntenna	Cable	Preamp	A/Pos	T/Pos	Remark	MHz	dBuV/m	dB	dBuV/m	dBuV	dB/m	dB	dB	cm	deg	1	1338.14	53.00	-11.00	74.00	45.21	32.34	6.30	31.85	175	246 Peak	<p>Date: 7 Level (dBuV/m)</p> <p>Site : 03CH02-SZ Condition : PEAK_74 3m HF_ANT_3117_0107 VERTICAL RSW: 1000.000kHz VEW: 3000.000kHz Project : 2N0202-01 Mode : Mode 38 SN : #69 08E2AK0130550029 Plane : X with Accessories : S2/1</p> <table border="1"> <thead> <tr> <th>Freq</th> <th>Level</th> <th>Over</th> <th>Limit</th> <th>ReadAntenna</th> <th>Cable</th> <th>Preamp</th> <th>A/Pos</th> <th>T/Pos</th> <th>Remark</th> </tr> <tr> <th>MHz</th> <th>dBuV/m</th> <th>dB</th> <th>dBuV/m</th> <th>dBuV</th> <th>dB/m</th> <th>dB</th> <th>dB</th> <th>cm</th> <th>deg</th> </tr> </thead> <tbody> <tr> <td>1 *</td> <td>2402.00</td> <td>95.28</td> <td>21.28</td> <td>74.00</td> <td>88.21</td> <td>32.36</td> <td>6.44</td> <td>31.73</td> <td>175</td> <td>246 Peak</td> </tr> </tbody> </table>	Freq	Level	Over	Limit	ReadAntenna	Cable	Preamp	A/Pos	T/Pos	Remark	MHz	dBuV/m	dB	dBuV/m	dBuV	dB/m	dB	dB	cm	deg	1 *	2402.00	95.28	21.28	74.00	88.21	32.36	6.44	31.73	175	246 Peak
Freq	Level	Over	Limit	ReadAntenna	Cable	Preamp	A/Pos	T/Pos	Remark																																																							
MHz	dBuV/m	dB	dBuV/m	dBuV	dB/m	dB	dB	cm	deg																																																							
1	1338.14	53.00	-11.00	74.00	45.21	32.34	6.30	31.85	175	246 Peak																																																						
Freq	Level	Over	Limit	ReadAntenna	Cable	Preamp	A/Pos	T/Pos	Remark																																																							
MHz	dBuV/m	dB	dBuV/m	dBuV	dB/m	dB	dB	cm	deg																																																							
1 *	2402.00	95.28	21.28	74.00	88.21	32.36	6.44	31.73	175	246 Peak																																																						
<b>Avg</b>	<p>Date: 6 Level (dBuV/m)</p> <p>Site : 03CH02-SZ Condition : AVG_BE_54 3m HF_ANT_3117_0107 VERTICAL RSW: 1000.000kHz VEW: 1.000kHz Project : 2N0202-01 Mode : Mode 38 SN : #69 08E2AK0130550029 Plane : X with Accessories : S2/1</p> <table border="1"> <thead> <tr> <th>Freq</th> <th>Level</th> <th>Over</th> <th>Limit</th> <th>ReadAntenna</th> <th>Cable</th> <th>Preamp</th> <th>A/Pos</th> <th>T/Pos</th> <th>Remark</th> </tr> <tr> <th>MHz</th> <th>dBuV/m</th> <th>dB</th> <th>dBuV/m</th> <th>dBuV</th> <th>dB/m</th> <th>dB</th> <th>dB</th> <th>cm</th> <th>deg</th> </tr> </thead> <tbody> <tr> <td>1</td> <td>2348.43</td> <td>42.78</td> <td>-11.30</td> <td>54.00</td> <td>35.84</td> <td>32.34</td> <td>6.37</td> <td>31.85</td> <td>175</td> <td>246 Average</td> </tr> </tbody> </table>	Freq	Level	Over	Limit	ReadAntenna	Cable	Preamp	A/Pos	T/Pos	Remark	MHz	dBuV/m	dB	dBuV/m	dBuV	dB/m	dB	dB	cm	deg	1	2348.43	42.78	-11.30	54.00	35.84	32.34	6.37	31.85	175	246 Average	<p>Date: 8 Level (dBuV/m)</p> <p>Site : 03CH02-SZ Condition : AVG_54 3m HF_ANT_3117_0107 VERTICAL RSW: 1000.000kHz VEW: 1.000kHz Project : 2N0202-01 Mode : Mode 38 SN : #69 08E2AK0130550029 Plane : X with Accessories : S2/1</p> <table border="1"> <thead> <tr> <th>Freq</th> <th>Level</th> <th>Over</th> <th>Limit</th> <th>ReadAntenna</th> <th>Cable</th> <th>Preamp</th> <th>A/Pos</th> <th>T/Pos</th> <th>Remark</th> </tr> <tr> <th>MHz</th> <th>dBuV/m</th> <th>dB</th> <th>dBuV/m</th> <th>dBuV</th> <th>dB/m</th> <th>dB</th> <th>dB</th> <th>cm</th> <th>deg</th> </tr> </thead> <tbody> <tr> <td>1 *</td> <td>2402.00</td> <td>93.62</td> <td>39.62</td> <td>54.00</td> <td>86.55</td> <td>32.36</td> <td>6.44</td> <td>31.73</td> <td>175</td> <td>246 Average</td> </tr> </tbody> </table>	Freq	Level	Over	Limit	ReadAntenna	Cable	Preamp	A/Pos	T/Pos	Remark	MHz	dBuV/m	dB	dBuV/m	dBuV	dB/m	dB	dB	cm	deg	1 *	2402.00	93.62	39.62	54.00	86.55	32.36	6.44	31.73	175	246 Average
Freq	Level	Over	Limit	ReadAntenna	Cable	Preamp	A/Pos	T/Pos	Remark																																																							
MHz	dBuV/m	dB	dBuV/m	dBuV	dB/m	dB	dB	cm	deg																																																							
1	2348.43	42.78	-11.30	54.00	35.84	32.34	6.37	31.85	175	246 Average																																																						
Freq	Level	Over	Limit	ReadAntenna	Cable	Preamp	A/Pos	T/Pos	Remark																																																							
MHz	dBuV/m	dB	dBuV/m	dBuV	dB/m	dB	dB	cm	deg																																																							
1 *	2402.00	93.62	39.62	54.00	86.55	32.36	6.44	31.73	175	246 Average																																																						



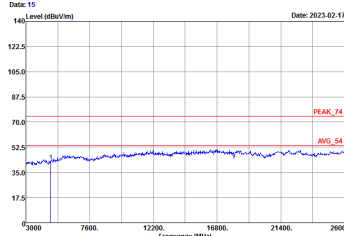
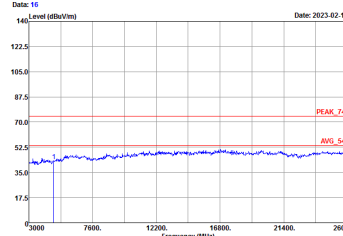
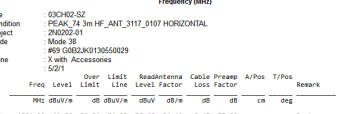
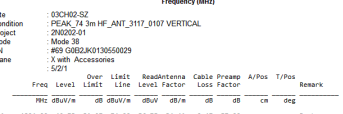
BLE	2.4GHz 2400~2483.5MHz Band Edge @ 3m																																																															
ANT	BLE CH39 2480MHz																																																															
2	Horizontal	Fundamental																																																														
<b>Peak</b>	 <p>Date: 3 Date: 2023-02-17</p> <p>Site : 03CH02-SZ Condition : PEAK_BE_74 3m HF_ANT_3117_0107 HORIZONTAL RSBW: 1000.000kHz VEW: 3000.000kHz Project : 2N0202-01 Mode : Mode 40 Site : #69 G082JK0130550029 Plane : X with Accessories : S/21</p> <table border="1"> <thead> <tr> <th>Freq</th> <th>Level</th> <th>Over</th> <th>Limit</th> <th>ReadAntenna</th> <th>Cable</th> <th>Preamp</th> <th>A/Pos</th> <th>T/Pos</th> <th>Remark</th> </tr> <tr> <th>MHz</th> <th>dBuV/m</th> <th>dB</th> <th>dBuV/m</th> <th>dBuV</th> <th>dB/m</th> <th>dB</th> <th>dB</th> <th>cm</th> <th>deg</th> </tr> </thead> <tbody> <tr> <td>1</td> <td>2499.64</td> <td>53.31</td> <td>-20.69</td> <td>74.00</td> <td>45.08</td> <td>32.40</td> <td>6.53</td> <td>31.50</td> <td>223</td> <td>106 Peak</td> </tr> </tbody> </table>	Freq	Level	Over	Limit	ReadAntenna	Cable	Preamp	A/Pos	T/Pos	Remark	MHz	dBuV/m	dB	dBuV/m	dBuV	dB/m	dB	dB	cm	deg	1	2499.64	53.31	-20.69	74.00	45.08	32.40	6.53	31.50	223	106 Peak	 <p>Date: 1 Date: 2023-02-17</p> <p>Site : 03CH02-SZ Condition : PEAK_74 3m HF_ANT_3117_0107 HORIZONTAL RSBW: 1000.000kHz VEW: 3000.000kHz Project : 2N0202-01 Mode : Mode 40 Site : #69 G082JK0130550029 Plane : X with Accessories : S/21</p> <table border="1"> <thead> <tr> <th>Freq</th> <th>Level</th> <th>Over</th> <th>Limit</th> <th>ReadAntenna</th> <th>Cable</th> <th>Preamp</th> <th>A/Pos</th> <th>T/Pos</th> <th>Remark</th> </tr> <tr> <th>MHz</th> <th>dBuV/m</th> <th>dB</th> <th>dBuV/m</th> <th>dBuV</th> <th>dB/m</th> <th>dB</th> <th>dB</th> <th>cm</th> <th>deg</th> </tr> </thead> <tbody> <tr> <td>1</td> <td>2480.00</td> <td>99.73</td> <td>25.73</td> <td>74.00</td> <td>92.37</td> <td>32.39</td> <td>6.53</td> <td>31.56</td> <td>223</td> <td>106 Peak</td> </tr> </tbody> </table>	Freq	Level	Over	Limit	ReadAntenna	Cable	Preamp	A/Pos	T/Pos	Remark	MHz	dBuV/m	dB	dBuV/m	dBuV	dB/m	dB	dB	cm	deg	1	2480.00	99.73	25.73	74.00	92.37	32.39	6.53	31.56	223	106 Peak
Freq	Level	Over	Limit	ReadAntenna	Cable	Preamp	A/Pos	T/Pos	Remark																																																							
MHz	dBuV/m	dB	dBuV/m	dBuV	dB/m	dB	dB	cm	deg																																																							
1	2499.64	53.31	-20.69	74.00	45.08	32.40	6.53	31.50	223	106 Peak																																																						
Freq	Level	Over	Limit	ReadAntenna	Cable	Preamp	A/Pos	T/Pos	Remark																																																							
MHz	dBuV/m	dB	dBuV/m	dBuV	dB/m	dB	dB	cm	deg																																																							
1	2480.00	99.73	25.73	74.00	92.37	32.39	6.53	31.56	223	106 Peak																																																						
<b>Avg.</b>	 <p>Date: 4 Date: 2023-02-17</p> <p>Site : 03CH02-SZ Condition : AVG_BE_54 3m HF_ANT_3117_0107 HORIZONTAL RSBW: 1000.000kHz VEW: 1.000kHz Project : 2N0202-01 Mode : Mode 40 Site : #69 G082JK0130550029 Plane : X with Accessories : S/21</p> <table border="1"> <thead> <tr> <th>Freq</th> <th>Level</th> <th>Over</th> <th>Limit</th> <th>ReadAntenna</th> <th>Cable</th> <th>Preamp</th> <th>A/Pos</th> <th>T/Pos</th> <th>Remark</th> </tr> <tr> <th>MHz</th> <th>dBuV/m</th> <th>dB</th> <th>dBuV/m</th> <th>dBuV</th> <th>dB/m</th> <th>dB</th> <th>dB</th> <th>cm</th> <th>deg</th> </tr> </thead> <tbody> <tr> <td>1</td> <td>2485.00</td> <td>43.17</td> <td>-10.83</td> <td>54.00</td> <td>35.81</td> <td>32.39</td> <td>6.53</td> <td>31.56</td> <td>223</td> <td>106 Average</td> </tr> </tbody> </table>	Freq	Level	Over	Limit	ReadAntenna	Cable	Preamp	A/Pos	T/Pos	Remark	MHz	dBuV/m	dB	dBuV/m	dBuV	dB/m	dB	dB	cm	deg	1	2485.00	43.17	-10.83	54.00	35.81	32.39	6.53	31.56	223	106 Average	 <p>Date: 2 Date: 2023-02-17</p> <p>Site : 03CH02-SZ Condition : AVG_54 3m HF_ANT_3117_0107 HORIZONTAL RSBW: 1000.000kHz VEW: 1.000kHz Project : 2N0202-01 Mode : Mode 40 Site : #69 G082JK0130550029 Plane : X with Accessories : S/21</p> <table border="1"> <thead> <tr> <th>Freq</th> <th>Level</th> <th>Over</th> <th>Limit</th> <th>ReadAntenna</th> <th>Cable</th> <th>Preamp</th> <th>A/Pos</th> <th>T/Pos</th> <th>Remark</th> </tr> <tr> <th>MHz</th> <th>dBuV/m</th> <th>dB</th> <th>dBuV/m</th> <th>dBuV</th> <th>dB/m</th> <th>dB</th> <th>dB</th> <th>cm</th> <th>deg</th> </tr> </thead> <tbody> <tr> <td>1</td> <td>2480.00</td> <td>98.91</td> <td>44.91</td> <td>54.00</td> <td>91.55</td> <td>32.39</td> <td>6.53</td> <td>31.56</td> <td>223</td> <td>106 Average</td> </tr> </tbody> </table>	Freq	Level	Over	Limit	ReadAntenna	Cable	Preamp	A/Pos	T/Pos	Remark	MHz	dBuV/m	dB	dBuV/m	dBuV	dB/m	dB	dB	cm	deg	1	2480.00	98.91	44.91	54.00	91.55	32.39	6.53	31.56	223	106 Average
Freq	Level	Over	Limit	ReadAntenna	Cable	Preamp	A/Pos	T/Pos	Remark																																																							
MHz	dBuV/m	dB	dBuV/m	dBuV	dB/m	dB	dB	cm	deg																																																							
1	2485.00	43.17	-10.83	54.00	35.81	32.39	6.53	31.56	223	106 Average																																																						
Freq	Level	Over	Limit	ReadAntenna	Cable	Preamp	A/Pos	T/Pos	Remark																																																							
MHz	dBuV/m	dB	dBuV/m	dBuV	dB/m	dB	dB	cm	deg																																																							
1	2480.00	98.91	44.91	54.00	91.55	32.39	6.53	31.56	223	106 Average																																																						



BLE	2.4GHz 2400~2483.5MHz Band Edge @ 3m																																																															
ANT	BLE CH39 2480MHz																																																															
2	Vertical	Fundamental																																																														
<b>Peak</b>	<p>Date: 7 Level (dBuV/m)</p> <p>Date: 2023-02-17</p> <p>Site : 03CH02-SZ Condition : PEAK_BE_74 3m HF_ANT_3117_0107 VERTICAL RSBW: 1000.000kHz VEW: 3000.000kHz Project : 2N0202-01 Mode : Mode 40 SN : #69 G082AK0130550029 Plane : X with Accessories : S/21</p> <table border="1"> <thead> <tr> <th>Freq</th> <th>Level</th> <th>Over</th> <th>Limit</th> <th>ReadAntenna</th> <th>Cable</th> <th>Preamp</th> <th>A/Pos</th> <th>T/Pos</th> <th>Remark</th> </tr> <tr> <th>MHz</th> <th>dBuV/m</th> <th>dB</th> <th>dBuV/m</th> <th>dBuV</th> <th>dB/m</th> <th>dB</th> <th>cm</th> <th>deg</th> <th></th> </tr> </thead> <tbody> <tr> <td>1</td> <td>1498.44</td> <td>53.47</td> <td>-20.33</td> <td>74.00</td> <td>45.24</td> <td>32.40</td> <td>6.53</td> <td>31.56</td> <td>192</td> <td>247 Peak</td> </tr> </tbody> </table>	Freq	Level	Over	Limit	ReadAntenna	Cable	Preamp	A/Pos	T/Pos	Remark	MHz	dBuV/m	dB	dBuV/m	dBuV	dB/m	dB	cm	deg		1	1498.44	53.47	-20.33	74.00	45.24	32.40	6.53	31.56	192	247 Peak	<p>Date: 5 Level (dBuV/m)</p> <p>Date: 2023-02-17</p> <p>Site : 03CH02-SZ Condition : PEAK_74 3m HF_ANT_3117_0107 VERTICAL RSBW: 1000.000kHz VEW: 3000.000kHz Project : 2N0202-01 Mode : Mode 40 SN : #69 G082AK0130550029 Plane : X with Accessories : S/21</p> <table border="1"> <thead> <tr> <th>Freq</th> <th>Level</th> <th>Over</th> <th>Limit</th> <th>ReadAntenna</th> <th>Cable</th> <th>Preamp</th> <th>A/Pos</th> <th>T/Pos</th> <th>Remark</th> </tr> <tr> <th>MHz</th> <th>dBuV/m</th> <th>dB</th> <th>dBuV/m</th> <th>dBuV</th> <th>dB/m</th> <th>dB</th> <th>cm</th> <th>deg</th> <th></th> </tr> </thead> <tbody> <tr> <td>1</td> <td>2480.00</td> <td>95.91</td> <td>21.91</td> <td>74.00</td> <td>88.55</td> <td>32.39</td> <td>6.53</td> <td>31.56</td> <td>192</td> <td>247 Peak</td> </tr> </tbody> </table>	Freq	Level	Over	Limit	ReadAntenna	Cable	Preamp	A/Pos	T/Pos	Remark	MHz	dBuV/m	dB	dBuV/m	dBuV	dB/m	dB	cm	deg		1	2480.00	95.91	21.91	74.00	88.55	32.39	6.53	31.56	192	247 Peak
Freq	Level	Over	Limit	ReadAntenna	Cable	Preamp	A/Pos	T/Pos	Remark																																																							
MHz	dBuV/m	dB	dBuV/m	dBuV	dB/m	dB	cm	deg																																																								
1	1498.44	53.47	-20.33	74.00	45.24	32.40	6.53	31.56	192	247 Peak																																																						
Freq	Level	Over	Limit	ReadAntenna	Cable	Preamp	A/Pos	T/Pos	Remark																																																							
MHz	dBuV/m	dB	dBuV/m	dBuV	dB/m	dB	cm	deg																																																								
1	2480.00	95.91	21.91	74.00	88.55	32.39	6.53	31.56	192	247 Peak																																																						
<b>Avg.</b>	<p>Date: 8 Level (dBuV/m)</p> <p>Date: 2023-02-17</p> <p>Site : 03CH02-SZ Condition : AVG_BE_54 3m HF_ANT_3117_0107 VERTICAL RSBW: 1000.000kHz VEW: 1.000kHz Project : 2N0202-01 Mode : Mode 40 SN : #69 G082AK0130550029 Plane : X with Accessories : S/21</p> <table border="1"> <thead> <tr> <th>Freq</th> <th>Level</th> <th>Over</th> <th>Limit</th> <th>ReadAntenna</th> <th>Cable</th> <th>Preamp</th> <th>A/Pos</th> <th>T/Pos</th> <th>Remark</th> </tr> <tr> <th>MHz</th> <th>dBuV/m</th> <th>dB</th> <th>dBuV/m</th> <th>dBuV</th> <th>dB/m</th> <th>dB</th> <th>cm</th> <th>deg</th> <th></th> </tr> </thead> <tbody> <tr> <td>1</td> <td>2483.04</td> <td>43.16</td> <td>-10.54</td> <td>54.00</td> <td>35.00</td> <td>32.39</td> <td>6.53</td> <td>31.56</td> <td>192</td> <td>247 Average</td> </tr> </tbody> </table>	Freq	Level	Over	Limit	ReadAntenna	Cable	Preamp	A/Pos	T/Pos	Remark	MHz	dBuV/m	dB	dBuV/m	dBuV	dB/m	dB	cm	deg		1	2483.04	43.16	-10.54	54.00	35.00	32.39	6.53	31.56	192	247 Average	<p>Date: 6 Level (dBuV/m)</p> <p>Date: 2023-02-17</p> <p>Site : 03CH02-SZ Condition : AVG_54 3m HF_ANT_3117_0107 VERTICAL RSBW: 1000.000kHz VEW: 1.000kHz Project : 2N0202-01 Mode : Mode 40 SN : #69 G082AK0130550029 Plane : X with Accessories : S/21</p> <table border="1"> <thead> <tr> <th>Freq</th> <th>Level</th> <th>Over</th> <th>Limit</th> <th>ReadAntenna</th> <th>Cable</th> <th>Preamp</th> <th>A/Pos</th> <th>T/Pos</th> <th>Remark</th> </tr> <tr> <th>MHz</th> <th>dBuV/m</th> <th>dB</th> <th>dBuV/m</th> <th>dBuV</th> <th>dB/m</th> <th>dB</th> <th>cm</th> <th>deg</th> <th></th> </tr> </thead> <tbody> <tr> <td>1</td> <td>2480.00</td> <td>94.92</td> <td>40.92</td> <td>54.00</td> <td>87.56</td> <td>32.39</td> <td>6.53</td> <td>31.56</td> <td>192</td> <td>247 Average</td> </tr> </tbody> </table>	Freq	Level	Over	Limit	ReadAntenna	Cable	Preamp	A/Pos	T/Pos	Remark	MHz	dBuV/m	dB	dBuV/m	dBuV	dB/m	dB	cm	deg		1	2480.00	94.92	40.92	54.00	87.56	32.39	6.53	31.56	192	247 Average
Freq	Level	Over	Limit	ReadAntenna	Cable	Preamp	A/Pos	T/Pos	Remark																																																							
MHz	dBuV/m	dB	dBuV/m	dBuV	dB/m	dB	cm	deg																																																								
1	2483.04	43.16	-10.54	54.00	35.00	32.39	6.53	31.56	192	247 Average																																																						
Freq	Level	Over	Limit	ReadAntenna	Cable	Preamp	A/Pos	T/Pos	Remark																																																							
MHz	dBuV/m	dB	dBuV/m	dBuV	dB/m	dB	cm	deg																																																								
1	2480.00	94.92	40.92	54.00	87.56	32.39	6.53	31.56	192	247 Average																																																						



2.4GHz 2400~2483.5MHz  
BLE (Harmonic @ 3m)

BLE	2.4GHz 2400~2483.5MHz Harmonic @ 3m																																																																					
ANT	BLE CH00 2402MHz																																																																					
2	Horizontal	Vertical																																																																				
Peak	 <p>Site : 03CH02-SZ Condition : PEAK_74 3m HF_ANT_3117_0107 HORIZONTAL Project : 240202-01 Mode : Mode 38 SN : #69 G082AK0130550029 Plane : X with Accessories 5/2/1</p> <table border="1"> <thead> <tr> <th>Over</th> <th>Limit</th> <th>ReadAntenna</th> <th>Cable Preamp</th> <th>A/Pos</th> <th>T/Pos</th> <th>Remark</th> </tr> <tr> <th>Freq</th> <th>Level</th> <th>Line</th> <th>Level</th> <th>Factor</th> <th>Loss</th> <th>Factor</th> </tr> <tr> <th>MHz</th> <th>dBuV/m</th> <th>dB</th> <th>dBuV/m</th> <th>dB/m</th> <th>dB</th> <th>dB</th> <th>cm</th> <th>deg</th> </tr> </thead> <tbody> <tr> <td>1</td> <td>4884.00</td> <td>42.66</td> <td>-31.34</td> <td>74.00</td> <td>56.68</td> <td>34.41</td> <td>9.47</td> <td>57.98</td> <td>...</td> <td>Peak</td> </tr> </tbody> </table>	Over	Limit	ReadAntenna	Cable Preamp	A/Pos	T/Pos	Remark	Freq	Level	Line	Level	Factor	Loss	Factor	MHz	dBuV/m	dB	dBuV/m	dB/m	dB	dB	cm	deg	1	4884.00	42.66	-31.34	74.00	56.68	34.41	9.47	57.98	...	Peak	 <p>Site : 03CH02-SZ Condition : PEAK_74 3m HF_ANT_3117_0107 VERTICAL Project : 240202-01 Mode : Mode 38 SN : #69 G082AK0130550029 Plane : X with Accessories 5/2/1</p> <table border="1"> <thead> <tr> <th>Over</th> <th>Limit</th> <th>ReadAntenna</th> <th>Cable Preamp</th> <th>A/Pos</th> <th>T/Pos</th> <th>Remark</th> </tr> <tr> <th>Freq</th> <th>Level</th> <th>Line</th> <th>Level</th> <th>Factor</th> <th>Loss</th> <th>Factor</th> </tr> <tr> <th>MHz</th> <th>dBuV/m</th> <th>dB</th> <th>dBuV/m</th> <th>dB/m</th> <th>dB</th> <th>dB</th> <th>cm</th> <th>deg</th> </tr> </thead> <tbody> <tr> <td>1</td> <td>4884.00</td> <td>42.73</td> <td>-31.27</td> <td>74.00</td> <td>56.75</td> <td>34.43</td> <td>9.47</td> <td>57.98</td> <td>...</td> <td>Peak</td> </tr> </tbody> </table>	Over	Limit	ReadAntenna	Cable Preamp	A/Pos	T/Pos	Remark	Freq	Level	Line	Level	Factor	Loss	Factor	MHz	dBuV/m	dB	dBuV/m	dB/m	dB	dB	cm	deg	1	4884.00	42.73	-31.27	74.00	56.75	34.43	9.47	57.98	...	Peak
Over	Limit	ReadAntenna	Cable Preamp	A/Pos	T/Pos	Remark																																																																
Freq	Level	Line	Level	Factor	Loss	Factor																																																																
MHz	dBuV/m	dB	dBuV/m	dB/m	dB	dB	cm	deg																																																														
1	4884.00	42.66	-31.34	74.00	56.68	34.41	9.47	57.98	...	Peak																																																												
Over	Limit	ReadAntenna	Cable Preamp	A/Pos	T/Pos	Remark																																																																
Freq	Level	Line	Level	Factor	Loss	Factor																																																																
MHz	dBuV/m	dB	dBuV/m	dB/m	dB	dB	cm	deg																																																														
1	4884.00	42.73	-31.27	74.00	56.75	34.43	9.47	57.98	...	Peak																																																												
Avg.	 <p>Site : 03CH02-SZ Condition : PEAK_74 3m HF_ANT_3117_0107 HORIZONTAL Project : 240202-01 Mode : Mode 38 SN : #69 G082AK0130550029 Plane : X with Accessories 5/2/1</p> <table border="1"> <thead> <tr> <th>Over</th> <th>Limit</th> <th>ReadAntenna</th> <th>Cable Preamp</th> <th>A/Pos</th> <th>T/Pos</th> <th>Remark</th> </tr> <tr> <th>Freq</th> <th>Level</th> <th>Line</th> <th>Level</th> <th>Factor</th> <th>Loss</th> <th>Factor</th> </tr> <tr> <th>MHz</th> <th>dBuV/m</th> <th>dB</th> <th>dBuV/m</th> <th>dB/m</th> <th>dB</th> <th>dB</th> <th>cm</th> <th>deg</th> </tr> </thead> <tbody> <tr> <td>1</td> <td>4884.00</td> <td>42.66</td> <td>-31.34</td> <td>74.00</td> <td>56.68</td> <td>34.41</td> <td>9.47</td> <td>57.98</td> <td>...</td> <td>Peak</td> </tr> </tbody> </table>	Over	Limit	ReadAntenna	Cable Preamp	A/Pos	T/Pos	Remark	Freq	Level	Line	Level	Factor	Loss	Factor	MHz	dBuV/m	dB	dBuV/m	dB/m	dB	dB	cm	deg	1	4884.00	42.66	-31.34	74.00	56.68	34.41	9.47	57.98	...	Peak	 <p>Site : 03CH02-SZ Condition : PEAK_74 3m HF_ANT_3117_0107 VERTICAL Project : 240202-01 Mode : Mode 38 SN : #69 G082AK0130550029 Plane : X with Accessories 5/2/1</p> <table border="1"> <thead> <tr> <th>Over</th> <th>Limit</th> <th>ReadAntenna</th> <th>Cable Preamp</th> <th>A/Pos</th> <th>T/Pos</th> <th>Remark</th> </tr> <tr> <th>Freq</th> <th>Level</th> <th>Line</th> <th>Level</th> <th>Factor</th> <th>Loss</th> <th>Factor</th> </tr> <tr> <th>MHz</th> <th>dBuV/m</th> <th>dB</th> <th>dBuV/m</th> <th>dB/m</th> <th>dB</th> <th>dB</th> <th>cm</th> <th>deg</th> </tr> </thead> <tbody> <tr> <td>1</td> <td>4884.00</td> <td>42.73</td> <td>-31.27</td> <td>74.00</td> <td>56.75</td> <td>34.43</td> <td>9.47</td> <td>57.98</td> <td>...</td> <td>Peak</td> </tr> </tbody> </table>	Over	Limit	ReadAntenna	Cable Preamp	A/Pos	T/Pos	Remark	Freq	Level	Line	Level	Factor	Loss	Factor	MHz	dBuV/m	dB	dBuV/m	dB/m	dB	dB	cm	deg	1	4884.00	42.73	-31.27	74.00	56.75	34.43	9.47	57.98	...	Peak
Over	Limit	ReadAntenna	Cable Preamp	A/Pos	T/Pos	Remark																																																																
Freq	Level	Line	Level	Factor	Loss	Factor																																																																
MHz	dBuV/m	dB	dBuV/m	dB/m	dB	dB	cm	deg																																																														
1	4884.00	42.66	-31.34	74.00	56.68	34.41	9.47	57.98	...	Peak																																																												
Over	Limit	ReadAntenna	Cable Preamp	A/Pos	T/Pos	Remark																																																																
Freq	Level	Line	Level	Factor	Loss	Factor																																																																
MHz	dBuV/m	dB	dBuV/m	dB/m	dB	dB	cm	deg																																																														
1	4884.00	42.73	-31.27	74.00	56.75	34.43	9.47	57.98	...	Peak																																																												



BLE	2.4GHz 2400~2483.5MHz Harmonic @ 3m																																																																																	
ANT	BLE CH19 2440MHz																																																																																	
2	Horizontal	Vertical																																																																																
Peak Avg.	<p>Site : 03CH02-SZ Condition : PEAK_74 3m HF_ANT_3117_0107 HORIZONTAL Project : 280202-01 Mode : Mode 39 SN : #69 GREGAN013050029 Plane : X with Accessories</p> <table border="1"> <thead> <tr> <th>Freq</th> <th>Level</th> <th>Over</th> <th>Limit</th> <th>ReadAntenna</th> <th>Cable</th> <th>Preamp</th> <th>A/Pos</th> <th>T/Pos</th> <th>Remark</th> </tr> <tr> <th>MHz</th> <th>dBuV/m</th> <th>dB</th> <th>dBuV/m</th> <th>dBuV</th> <th>dB/m</th> <th>dB</th> <th>dB</th> <th>cm</th> <th>deg</th> </tr> </thead> <tbody> <tr> <td>1</td> <td>4880.00</td> <td>43.15</td> <td>-20.85</td> <td>74.00</td> <td>57.18</td> <td>34.37</td> <td>9.50</td> <td>57.99</td> <td>... Peak</td> </tr> <tr> <td>2</td> <td>7320.00</td> <td>45.07</td> <td>-18.93</td> <td>74.00</td> <td>57.31</td> <td>36.04</td> <td>11.24</td> <td>59.52</td> <td>... Peak</td> </tr> </tbody> </table>	Freq	Level	Over	Limit	ReadAntenna	Cable	Preamp	A/Pos	T/Pos	Remark	MHz	dBuV/m	dB	dBuV/m	dBuV	dB/m	dB	dB	cm	deg	1	4880.00	43.15	-20.85	74.00	57.18	34.37	9.50	57.99	... Peak	2	7320.00	45.07	-18.93	74.00	57.31	36.04	11.24	59.52	... Peak	<p>Site : 03CH02-SZ Condition : PEAK_74 3m HF_ANT_3117_0107 VERTICAL Project : 280202-01 Mode : Mode 39 SN : #69 GREGAN013050029 Plane : X with Accessories</p> <table border="1"> <thead> <tr> <th>Freq</th> <th>Level</th> <th>Over</th> <th>Limit</th> <th>ReadAntenna</th> <th>Cable</th> <th>Preamp</th> <th>A/Pos</th> <th>T/Pos</th> <th>Remark</th> </tr> <tr> <th>MHz</th> <th>dBuV/m</th> <th>dB</th> <th>dBuV/m</th> <th>dBuV</th> <th>dB/m</th> <th>dB</th> <th>dB</th> <th>cm</th> <th>deg</th> </tr> </thead> <tbody> <tr> <td>1</td> <td>4880.00</td> <td>43.91</td> <td>-20.09</td> <td>74.00</td> <td>57.94</td> <td>34.37</td> <td>9.50</td> <td>57.99</td> <td>... Peak</td> </tr> <tr> <td>2</td> <td>7320.00</td> <td>44.56</td> <td>-19.44</td> <td>74.00</td> <td>56.00</td> <td>36.04</td> <td>11.24</td> <td>59.52</td> <td>... Peak</td> </tr> </tbody> </table>	Freq	Level	Over	Limit	ReadAntenna	Cable	Preamp	A/Pos	T/Pos	Remark	MHz	dBuV/m	dB	dBuV/m	dBuV	dB/m	dB	dB	cm	deg	1	4880.00	43.91	-20.09	74.00	57.94	34.37	9.50	57.99	... Peak	2	7320.00	44.56	-19.44	74.00	56.00	36.04	11.24	59.52	... Peak
	Freq	Level	Over	Limit	ReadAntenna	Cable	Preamp	A/Pos	T/Pos	Remark																																																																								
MHz	dBuV/m	dB	dBuV/m	dBuV	dB/m	dB	dB	cm	deg																																																																									
1	4880.00	43.15	-20.85	74.00	57.18	34.37	9.50	57.99	... Peak																																																																									
2	7320.00	45.07	-18.93	74.00	57.31	36.04	11.24	59.52	... Peak																																																																									
Freq	Level	Over	Limit	ReadAntenna	Cable	Preamp	A/Pos	T/Pos	Remark																																																																									
MHz	dBuV/m	dB	dBuV/m	dBuV	dB/m	dB	dB	cm	deg																																																																									
1	4880.00	43.91	-20.09	74.00	57.94	34.37	9.50	57.99	... Peak																																																																									
2	7320.00	44.56	-19.44	74.00	56.00	36.04	11.24	59.52	... Peak																																																																									



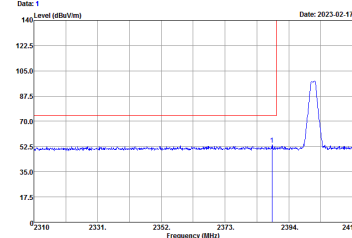
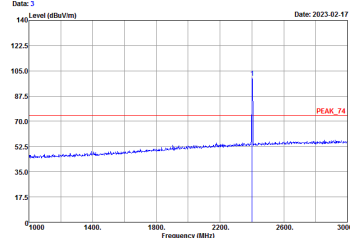
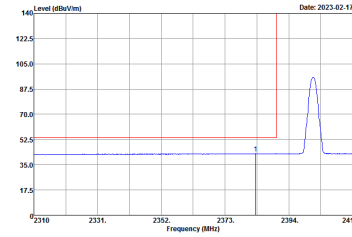
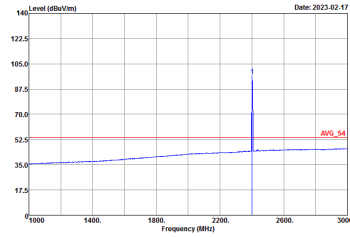
BLE	2.4GHz 2400~2483.5MHz Harmonic @ 3m																																																																																	
ANT	BLE CH39 2480MHz																																																																																	
2	Horizontal	Vertical																																																																																
Peak	<p>Date: 15</p> <p>Site : 03CH02-SZ            Condition : PEAK_74 3m HF_ANT_3117_0107 HORIZONTAL            Project : 280202-01            Mode : Mode 39            SN : #69 GREGAN0130500029            Plane : X with Accessories            : 5/2/1</p> <table border="1"> <thead> <tr> <th>Freq</th> <th>Level</th> <th>Over</th> <th>Limit</th> <th>ReadAntenna</th> <th>Cable</th> <th>Preamp</th> <th>A/Pos</th> <th>T/Pos</th> <th>Remark</th> </tr> <tr> <th>MHz</th> <th>dBuV/m</th> <th>dB</th> <th>dBuV/m</th> <th>dBuV</th> <th>dB/m</th> <th>dB</th> <th>dB</th> <th>cm</th> <th>deg</th> </tr> </thead> <tbody> <tr> <td>1</td> <td>4968.00</td> <td>42.75</td> <td>-31.24</td> <td>74.00</td> <td>56.75</td> <td>34.32</td> <td>9.59</td> <td>57.98</td> <td>... Peak</td> </tr> <tr> <td>2</td> <td>7448.00</td> <td>43.73</td> <td>-30.27</td> <td>74.00</td> <td>56.36</td> <td>35.84</td> <td>11.29</td> <td>59.86</td> <td>... Peak</td> </tr> </tbody> </table>	Freq	Level	Over	Limit	ReadAntenna	Cable	Preamp	A/Pos	T/Pos	Remark	MHz	dBuV/m	dB	dBuV/m	dBuV	dB/m	dB	dB	cm	deg	1	4968.00	42.75	-31.24	74.00	56.75	34.32	9.59	57.98	... Peak	2	7448.00	43.73	-30.27	74.00	56.36	35.84	11.29	59.86	... Peak	<p>Date: 16</p> <p>Site : 03CH02-SZ            Condition : PEAK_74 3m HF_ANT_3117_0107 VERTICAL            Project : 280202-01            Mode : Mode 39            SN : #69 GREGAN0130500029            Plane : X with Accessories            : 5/2/1</p> <table border="1"> <thead> <tr> <th>Freq</th> <th>Level</th> <th>Over</th> <th>Limit</th> <th>ReadAntenna</th> <th>Cable</th> <th>Preamp</th> <th>A/Pos</th> <th>T/Pos</th> <th>Remark</th> </tr> <tr> <th>MHz</th> <th>dBuV/m</th> <th>dB</th> <th>dBuV/m</th> <th>dBuV</th> <th>dB/m</th> <th>dB</th> <th>dB</th> <th>cm</th> <th>deg</th> </tr> </thead> <tbody> <tr> <td>1</td> <td>4968.00</td> <td>44.43</td> <td>-29.57</td> <td>74.00</td> <td>58.42</td> <td>34.32</td> <td>9.59</td> <td>57.98</td> <td>... Peak</td> </tr> <tr> <td>2</td> <td>7448.00</td> <td>44.64</td> <td>-29.36</td> <td>74.00</td> <td>57.27</td> <td>35.94</td> <td>11.29</td> <td>59.86</td> <td>... Peak</td> </tr> </tbody> </table>	Freq	Level	Over	Limit	ReadAntenna	Cable	Preamp	A/Pos	T/Pos	Remark	MHz	dBuV/m	dB	dBuV/m	dBuV	dB/m	dB	dB	cm	deg	1	4968.00	44.43	-29.57	74.00	58.42	34.32	9.59	57.98	... Peak	2	7448.00	44.64	-29.36	74.00	57.27	35.94	11.29	59.86	... Peak
	Freq	Level	Over	Limit	ReadAntenna	Cable	Preamp	A/Pos	T/Pos	Remark																																																																								
MHz	dBuV/m	dB	dBuV/m	dBuV	dB/m	dB	dB	cm	deg																																																																									
1	4968.00	42.75	-31.24	74.00	56.75	34.32	9.59	57.98	... Peak																																																																									
2	7448.00	43.73	-30.27	74.00	56.36	35.84	11.29	59.86	... Peak																																																																									
Freq	Level	Over	Limit	ReadAntenna	Cable	Preamp	A/Pos	T/Pos	Remark																																																																									
MHz	dBuV/m	dB	dBuV/m	dBuV	dB/m	dB	dB	cm	deg																																																																									
1	4968.00	44.43	-29.57	74.00	58.42	34.32	9.59	57.98	... Peak																																																																									
2	7448.00	44.64	-29.36	74.00	57.27	35.94	11.29	59.86	... Peak																																																																									



<BLE2Mbps>

2.4GHz 2400~2483.5MHz

BLE (Band Edge @ 3m)

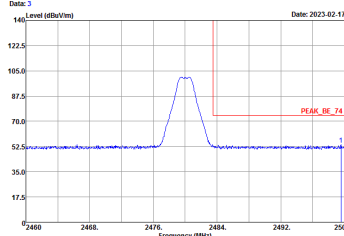
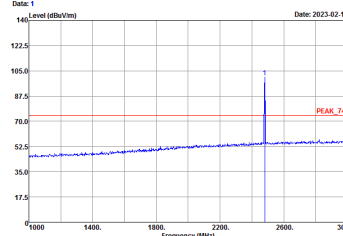
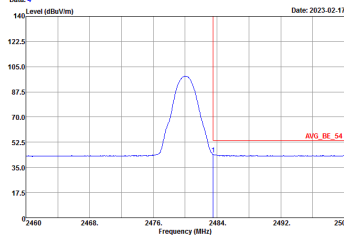
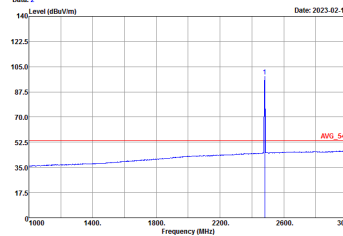
BLE	2.4GHz 2400~2483.5MHz Band Edge @ 3m																																																															
ANT	BLE CH00 2402MHz																																																															
2	Horizontal	Fundamental																																																														
<b>Peak</b>	 <p>Site : 03CH02-SZ Condition : PEAK_BE_74 3m HF_ANT_3117_0107 HORIZONTAL Project : 2N0202-01 Mode : Mode #1 SN : #69 G082AK0130550029 Plane : J with Accessories S/21</p> <table border="1"> <thead> <tr> <th>Freq</th> <th>Level</th> <th>Over</th> <th>Limit</th> <th>ReadAntenna</th> <th>Cable</th> <th>Preamp</th> <th>A/Pos</th> <th>T/Pos</th> <th>Remark</th> </tr> <tr> <th>MHz</th> <th>dBuV/m</th> <th>dB</th> <th>dBuV/m</th> <th>dBuV</th> <th>dB/m</th> <th>dB</th> <th>dB</th> <th>cm</th> <th>deg</th> </tr> </thead> <tbody> <tr> <td>1</td> <td>2388.44</td> <td>53.68</td> <td>-20.32</td> <td>74.00</td> <td>46.61</td> <td>32.36</td> <td>6.44</td> <td>31.73</td> <td>223</td> <td>116 Peak</td> </tr> </tbody> </table>	Freq	Level	Over	Limit	ReadAntenna	Cable	Preamp	A/Pos	T/Pos	Remark	MHz	dBuV/m	dB	dBuV/m	dBuV	dB/m	dB	dB	cm	deg	1	2388.44	53.68	-20.32	74.00	46.61	32.36	6.44	31.73	223	116 Peak	 <p>Site : 03CH02-SZ Condition : PEAK_74 3m HF_ANT_3117_0107 HORIZONTAL Project : 2N0202-01 Mode : Mode #1 SN : #69 G082AK0130550029 Plane : J with Accessories S/21</p> <table border="1"> <thead> <tr> <th>Freq</th> <th>Level</th> <th>Over</th> <th>Limit</th> <th>ReadAntenna</th> <th>Cable</th> <th>Preamp</th> <th>A/Pos</th> <th>T/Pos</th> <th>Remark</th> </tr> <tr> <th>MHz</th> <th>dBuV/m</th> <th>dB</th> <th>dBuV/m</th> <th>dBuV</th> <th>dB/m</th> <th>dB</th> <th>dB</th> <th>cm</th> <th>deg</th> </tr> </thead> <tbody> <tr> <td>1</td> <td>2402.00</td> <td>100.12</td> <td>26.12</td> <td>74.00</td> <td>93.05</td> <td>32.36</td> <td>6.44</td> <td>31.73</td> <td>223</td> <td>116 Peak</td> </tr> </tbody> </table>	Freq	Level	Over	Limit	ReadAntenna	Cable	Preamp	A/Pos	T/Pos	Remark	MHz	dBuV/m	dB	dBuV/m	dBuV	dB/m	dB	dB	cm	deg	1	2402.00	100.12	26.12	74.00	93.05	32.36	6.44	31.73	223	116 Peak
Freq	Level	Over	Limit	ReadAntenna	Cable	Preamp	A/Pos	T/Pos	Remark																																																							
MHz	dBuV/m	dB	dBuV/m	dBuV	dB/m	dB	dB	cm	deg																																																							
1	2388.44	53.68	-20.32	74.00	46.61	32.36	6.44	31.73	223	116 Peak																																																						
Freq	Level	Over	Limit	ReadAntenna	Cable	Preamp	A/Pos	T/Pos	Remark																																																							
MHz	dBuV/m	dB	dBuV/m	dBuV	dB/m	dB	dB	cm	deg																																																							
1	2402.00	100.12	26.12	74.00	93.05	32.36	6.44	31.73	223	116 Peak																																																						
<b>Avg.</b>	 <p>Site : 03CH02-SZ Condition : AVG_BE_54 3m HF_ANT_3117_0107 HORIZONTAL Project : 2N0202-01 Mode : Mode #1 SN : #69 G082AK0130550029 Plane : J with Accessories S/21</p> <table border="1"> <thead> <tr> <th>Freq</th> <th>Level</th> <th>Over</th> <th>Limit</th> <th>ReadAntenna</th> <th>Cable</th> <th>Preamp</th> <th>A/Pos</th> <th>T/Pos</th> <th>Remark</th> </tr> <tr> <th>MHz</th> <th>dBuV/m</th> <th>dB</th> <th>dBuV/m</th> <th>dBuV</th> <th>dB/m</th> <th>dB</th> <th>dB</th> <th>cm</th> <th>deg</th> </tr> </thead> <tbody> <tr> <td>1</td> <td>2382.08</td> <td>42.82</td> <td>-11.18</td> <td>54.00</td> <td>35.89</td> <td>32.35</td> <td>6.37</td> <td>31.79</td> <td>223</td> <td>116 Average</td> </tr> </tbody> </table>	Freq	Level	Over	Limit	ReadAntenna	Cable	Preamp	A/Pos	T/Pos	Remark	MHz	dBuV/m	dB	dBuV/m	dBuV	dB/m	dB	dB	cm	deg	1	2382.08	42.82	-11.18	54.00	35.89	32.35	6.37	31.79	223	116 Average	 <p>Site : 03CH02-SZ Condition : AVG_54 3m HF_ANT_3117_0107 HORIZONTAL Project : 2N0202-01 Mode : Mode #1 SN : #69 G082AK0130550029 Plane : J with Accessories S/21</p> <table border="1"> <thead> <tr> <th>Freq</th> <th>Level</th> <th>Over</th> <th>Limit</th> <th>ReadAntenna</th> <th>Cable</th> <th>Preamp</th> <th>A/Pos</th> <th>T/Pos</th> <th>Remark</th> </tr> <tr> <th>MHz</th> <th>dBuV/m</th> <th>dB</th> <th>dBuV/m</th> <th>dBuV</th> <th>dB/m</th> <th>dB</th> <th>dB</th> <th>cm</th> <th>deg</th> </tr> </thead> <tbody> <tr> <td>1</td> <td>2402.00</td> <td>96.58</td> <td>42.58</td> <td>54.00</td> <td>89.51</td> <td>32.36</td> <td>6.44</td> <td>31.73</td> <td>223</td> <td>116 Average</td> </tr> </tbody> </table>	Freq	Level	Over	Limit	ReadAntenna	Cable	Preamp	A/Pos	T/Pos	Remark	MHz	dBuV/m	dB	dBuV/m	dBuV	dB/m	dB	dB	cm	deg	1	2402.00	96.58	42.58	54.00	89.51	32.36	6.44	31.73	223	116 Average
Freq	Level	Over	Limit	ReadAntenna	Cable	Preamp	A/Pos	T/Pos	Remark																																																							
MHz	dBuV/m	dB	dBuV/m	dBuV	dB/m	dB	dB	cm	deg																																																							
1	2382.08	42.82	-11.18	54.00	35.89	32.35	6.37	31.79	223	116 Average																																																						
Freq	Level	Over	Limit	ReadAntenna	Cable	Preamp	A/Pos	T/Pos	Remark																																																							
MHz	dBuV/m	dB	dBuV/m	dBuV	dB/m	dB	dB	cm	deg																																																							
1	2402.00	96.58	42.58	54.00	89.51	32.36	6.44	31.73	223	116 Average																																																						



BLE	2.4GHz 2400~2483.5MHz Band Edge @ 3m																																																															
ANT	BLE CH00 2402MHz																																																															
2	Vertical	Fundamental																																																														
<b>Peak</b>	<p>Site : 03CH02-SZ            Condition : PEAK_BE_74 3m HF_ANT_3117_0107 VERTICAL            RSNW 1000.000kHz VIEW 3000.000kHz            Project : 2N0202-01            Mode : Mode 41            SN : #69 08E2AK0130550029            Plane : X with Accessories            : S2/1</p> <table border="1"> <thead> <tr> <th>Freq</th> <th>Level</th> <th>Over</th> <th>Limit</th> <th>ReadAntenna</th> <th>Cable</th> <th>Preamp</th> <th>A/Pos</th> <th>T/Pos</th> <th>Remark</th> </tr> <tr> <th>MHz</th> <th>dBuV/m</th> <th>dB</th> <th>dBuV/m</th> <th>dBuV</th> <th>dB/m</th> <th>dB</th> <th>dB</th> <th>cm</th> <th>deg</th> </tr> </thead> <tbody> <tr> <td>1</td> <td>1386.34</td> <td>52.95</td> <td>-11.85</td> <td>74.00</td> <td>45.88</td> <td>32.36</td> <td>6.44</td> <td>31.73</td> <td>192</td> <td>249 Peak</td> </tr> </tbody> </table>	Freq	Level	Over	Limit	ReadAntenna	Cable	Preamp	A/Pos	T/Pos	Remark	MHz	dBuV/m	dB	dBuV/m	dBuV	dB/m	dB	dB	cm	deg	1	1386.34	52.95	-11.85	74.00	45.88	32.36	6.44	31.73	192	249 Peak	<p>Site : 03CH02-SZ            Condition : PEAK_74 3m HF_ANT_3117_0107 VERTICAL            RSNW 1000.000kHz VIEW 3000.000kHz            Project : 2N0202-01            Mode : Mode 41            SN : #69 08E2AK0130550029            Plane : X with Accessories            : S2/1</p> <table border="1"> <thead> <tr> <th>Freq</th> <th>Level</th> <th>Over</th> <th>Limit</th> <th>ReadAntenna</th> <th>Cable</th> <th>Preamp</th> <th>A/Pos</th> <th>T/Pos</th> <th>Remark</th> </tr> <tr> <th>MHz</th> <th>dBuV/m</th> <th>dB</th> <th>dBuV/m</th> <th>dBuV</th> <th>dB/m</th> <th>dB</th> <th>dB</th> <th>cm</th> <th>deg</th> </tr> </thead> <tbody> <tr> <td>1</td> <td>1402.00</td> <td>93.20</td> <td>19.20</td> <td>74.00</td> <td>86.13</td> <td>32.36</td> <td>6.44</td> <td>31.73</td> <td>192</td> <td>249 Peak</td> </tr> </tbody> </table>	Freq	Level	Over	Limit	ReadAntenna	Cable	Preamp	A/Pos	T/Pos	Remark	MHz	dBuV/m	dB	dBuV/m	dBuV	dB/m	dB	dB	cm	deg	1	1402.00	93.20	19.20	74.00	86.13	32.36	6.44	31.73	192	249 Peak
Freq	Level	Over	Limit	ReadAntenna	Cable	Preamp	A/Pos	T/Pos	Remark																																																							
MHz	dBuV/m	dB	dBuV/m	dBuV	dB/m	dB	dB	cm	deg																																																							
1	1386.34	52.95	-11.85	74.00	45.88	32.36	6.44	31.73	192	249 Peak																																																						
Freq	Level	Over	Limit	ReadAntenna	Cable	Preamp	A/Pos	T/Pos	Remark																																																							
MHz	dBuV/m	dB	dBuV/m	dBuV	dB/m	dB	dB	cm	deg																																																							
1	1402.00	93.20	19.20	74.00	86.13	32.36	6.44	31.73	192	249 Peak																																																						
<b>Avg</b>	<p>Site : 03CH02-SZ            Condition : AVG_BE_54 3m HF_ANT_3117_0107 VERTICAL            RSNW 1000.000kHz VIEW 1.000kHz            Project : 2N0202-01            Mode : Mode 41            SN : #69 08E2AK0130550029            Plane : X with Accessories            : S2/1</p> <table border="1"> <thead> <tr> <th>Freq</th> <th>Level</th> <th>Over</th> <th>Limit</th> <th>ReadAntenna</th> <th>Cable</th> <th>Preamp</th> <th>A/Pos</th> <th>T/Pos</th> <th>Remark</th> </tr> <tr> <th>MHz</th> <th>dBuV/m</th> <th>dB</th> <th>dBuV/m</th> <th>dBuV</th> <th>dB/m</th> <th>dB</th> <th>dB</th> <th>cm</th> <th>deg</th> </tr> </thead> <tbody> <tr> <td>1</td> <td>1268.01</td> <td>42.76</td> <td>-11.24</td> <td>54.00</td> <td>35.84</td> <td>32.34</td> <td>6.37</td> <td>31.79</td> <td>192</td> <td>249 Average</td> </tr> </tbody> </table>	Freq	Level	Over	Limit	ReadAntenna	Cable	Preamp	A/Pos	T/Pos	Remark	MHz	dBuV/m	dB	dBuV/m	dBuV	dB/m	dB	dB	cm	deg	1	1268.01	42.76	-11.24	54.00	35.84	32.34	6.37	31.79	192	249 Average	<p>Site : 03CH02-SZ            Condition : AVG_54 3m HF_ANT_3117_0107 VERTICAL            RSNW 1000.000kHz VIEW 1.000kHz            Project : 2N0202-01            Mode : Mode 41            SN : #69 08E2AK0130550029            Plane : X with Accessories            : S2/1</p> <table border="1"> <thead> <tr> <th>Freq</th> <th>Level</th> <th>Over</th> <th>Limit</th> <th>ReadAntenna</th> <th>Cable</th> <th>Preamp</th> <th>A/Pos</th> <th>T/Pos</th> <th>Remark</th> </tr> <tr> <th>MHz</th> <th>dBuV/m</th> <th>dB</th> <th>dBuV/m</th> <th>dBuV</th> <th>dB/m</th> <th>dB</th> <th>dB</th> <th>cm</th> <th>deg</th> </tr> </thead> <tbody> <tr> <td>1</td> <td>1402.00</td> <td>91.81</td> <td>37.81</td> <td>54.00</td> <td>85.94</td> <td>32.36</td> <td>6.44</td> <td>31.73</td> <td>192</td> <td>249 Average</td> </tr> </tbody> </table>	Freq	Level	Over	Limit	ReadAntenna	Cable	Preamp	A/Pos	T/Pos	Remark	MHz	dBuV/m	dB	dBuV/m	dBuV	dB/m	dB	dB	cm	deg	1	1402.00	91.81	37.81	54.00	85.94	32.36	6.44	31.73	192	249 Average
Freq	Level	Over	Limit	ReadAntenna	Cable	Preamp	A/Pos	T/Pos	Remark																																																							
MHz	dBuV/m	dB	dBuV/m	dBuV	dB/m	dB	dB	cm	deg																																																							
1	1268.01	42.76	-11.24	54.00	35.84	32.34	6.37	31.79	192	249 Average																																																						
Freq	Level	Over	Limit	ReadAntenna	Cable	Preamp	A/Pos	T/Pos	Remark																																																							
MHz	dBuV/m	dB	dBuV/m	dBuV	dB/m	dB	dB	cm	deg																																																							
1	1402.00	91.81	37.81	54.00	85.94	32.36	6.44	31.73	192	249 Average																																																						





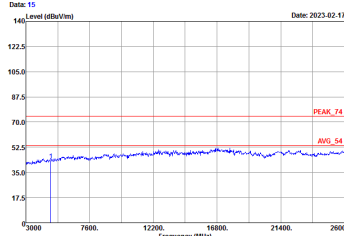
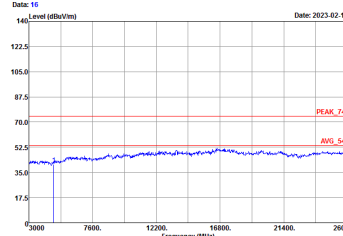
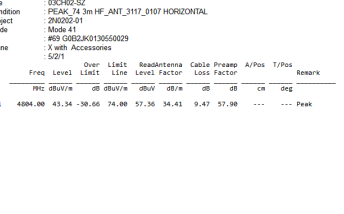
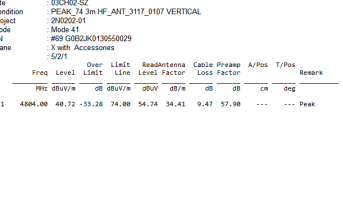
BLE	2.4GHz 2400~2483.5MHz Band Edge @ 3m																																																															
ANT	BLE CH39 2480MHz																																																															
2	Horizontal	Fundamental																																																														
<b>Peak</b>	 <p>Date: 3 Date: 2023-02-17</p> <p>Site : 03CH02-SZ Condition : PEAK_BE_74 3m HF_ANT_3117_0107 HORIZONTAL RSBW: 1000.000kHz VIEW: 3000.000kHz Project : 2N0202-01 Mode : Mode 43 SN : #69 G082AK0130550029 Plane : X with Accessories : S/21</p> <table border="1"> <thead> <tr> <th>Freq</th> <th>Level</th> <th>Over</th> <th>Limit</th> <th>ReadAntenna</th> <th>Cable</th> <th>Preamp</th> <th>A/Pos</th> <th>T/Pos</th> <th>Remark</th> </tr> <tr> <th>MHz</th> <th>dBuV/m</th> <th>dB</th> <th>dBuV/m</th> <th>dBuV</th> <th>dB/m</th> <th>dB</th> <th>dB</th> <th>cm</th> <th>deg</th> </tr> </thead> <tbody> <tr> <td>1</td> <td>2499.56</td> <td>53.68</td> <td>-20.32</td> <td>74.00</td> <td>46.25</td> <td>32.48</td> <td>6.53</td> <td>31.56</td> <td>224</td> <td>108 Peak</td> </tr> </tbody> </table>	Freq	Level	Over	Limit	ReadAntenna	Cable	Preamp	A/Pos	T/Pos	Remark	MHz	dBuV/m	dB	dBuV/m	dBuV	dB/m	dB	dB	cm	deg	1	2499.56	53.68	-20.32	74.00	46.25	32.48	6.53	31.56	224	108 Peak	 <p>Date: 1 Date: 2023-02-17</p> <p>Site : 03CH02-SZ Condition : PEAK_74 3m HF_ANT_3117_0107 HORIZONTAL RSBW: 1000.000kHz VIEW: 3000.000kHz Project : 2N0202-01 Mode : Mode 43 SN : #69 G082AK0130550029 Plane : X with Accessories : S/21</p> <table border="1"> <thead> <tr> <th>Freq</th> <th>Level</th> <th>Over</th> <th>Limit</th> <th>ReadAntenna</th> <th>Cable</th> <th>Preamp</th> <th>A/Pos</th> <th>T/Pos</th> <th>Remark</th> </tr> <tr> <th>MHz</th> <th>dBuV/m</th> <th>dB</th> <th>dBuV/m</th> <th>dBuV</th> <th>dB/m</th> <th>dB</th> <th>dB</th> <th>cm</th> <th>deg</th> </tr> </thead> <tbody> <tr> <td>1</td> <td>2480.00</td> <td>100.78</td> <td>26.78</td> <td>74.00</td> <td>93.42</td> <td>32.39</td> <td>6.53</td> <td>31.56</td> <td>224</td> <td>108 Peak</td> </tr> </tbody> </table>	Freq	Level	Over	Limit	ReadAntenna	Cable	Preamp	A/Pos	T/Pos	Remark	MHz	dBuV/m	dB	dBuV/m	dBuV	dB/m	dB	dB	cm	deg	1	2480.00	100.78	26.78	74.00	93.42	32.39	6.53	31.56	224	108 Peak
Freq	Level	Over	Limit	ReadAntenna	Cable	Preamp	A/Pos	T/Pos	Remark																																																							
MHz	dBuV/m	dB	dBuV/m	dBuV	dB/m	dB	dB	cm	deg																																																							
1	2499.56	53.68	-20.32	74.00	46.25	32.48	6.53	31.56	224	108 Peak																																																						
Freq	Level	Over	Limit	ReadAntenna	Cable	Preamp	A/Pos	T/Pos	Remark																																																							
MHz	dBuV/m	dB	dBuV/m	dBuV	dB/m	dB	dB	cm	deg																																																							
1	2480.00	100.78	26.78	74.00	93.42	32.39	6.53	31.56	224	108 Peak																																																						
<b>Avg.</b>	 <p>Date: 4 Date: 2023-02-17</p> <p>Site : 03CH02-SZ Condition : AVG_BE_54 3m HF_ANT_3117_0107 HORIZONTAL RSBW: 1000.000kHz VIEW: 1.000kHz Project : 2N0202-01 Mode : Mode 43 SN : #69 G082AK0130550029 Plane : X with Accessories : S/21</p> <table border="1"> <thead> <tr> <th>Freq</th> <th>Level</th> <th>Over</th> <th>Limit</th> <th>ReadAntenna</th> <th>Cable</th> <th>Preamp</th> <th>A/Pos</th> <th>T/Pos</th> <th>Remark</th> </tr> <tr> <th>MHz</th> <th>dBuV/m</th> <th>dB</th> <th>dBuV/m</th> <th>dBuV</th> <th>dB/m</th> <th>dB</th> <th>dB</th> <th>cm</th> <th>deg</th> </tr> </thead> <tbody> <tr> <td>1</td> <td>2483.52</td> <td>43.94</td> <td>-10.06</td> <td>54.00</td> <td>36.58</td> <td>32.39</td> <td>6.53</td> <td>31.56</td> <td>224</td> <td>108 Average</td> </tr> </tbody> </table>	Freq	Level	Over	Limit	ReadAntenna	Cable	Preamp	A/Pos	T/Pos	Remark	MHz	dBuV/m	dB	dBuV/m	dBuV	dB/m	dB	dB	cm	deg	1	2483.52	43.94	-10.06	54.00	36.58	32.39	6.53	31.56	224	108 Average	 <p>Date: 2 Date: 2023-02-17</p> <p>Site : 03CH02-SZ Condition : AVG_54 3m HF_ANT_3117_0107 HORIZONTAL RSBW: 1000.000kHz VIEW: 1.000kHz Project : 2N0202-01 Mode : Mode 43 SN : #69 G082AK0130550029 Plane : X with Accessories : S/21</p> <table border="1"> <thead> <tr> <th>Freq</th> <th>Level</th> <th>Over</th> <th>Limit</th> <th>ReadAntenna</th> <th>Cable</th> <th>Preamp</th> <th>A/Pos</th> <th>T/Pos</th> <th>Remark</th> </tr> <tr> <th>MHz</th> <th>dBuV/m</th> <th>dB</th> <th>dBuV/m</th> <th>dBuV</th> <th>dB/m</th> <th>dB</th> <th>dB</th> <th>cm</th> <th>deg</th> </tr> </thead> <tbody> <tr> <td>1</td> <td>2480.00</td> <td>98.28</td> <td>44.28</td> <td>54.00</td> <td>90.92</td> <td>32.39</td> <td>6.53</td> <td>31.56</td> <td>224</td> <td>108 Average</td> </tr> </tbody> </table>	Freq	Level	Over	Limit	ReadAntenna	Cable	Preamp	A/Pos	T/Pos	Remark	MHz	dBuV/m	dB	dBuV/m	dBuV	dB/m	dB	dB	cm	deg	1	2480.00	98.28	44.28	54.00	90.92	32.39	6.53	31.56	224	108 Average
Freq	Level	Over	Limit	ReadAntenna	Cable	Preamp	A/Pos	T/Pos	Remark																																																							
MHz	dBuV/m	dB	dBuV/m	dBuV	dB/m	dB	dB	cm	deg																																																							
1	2483.52	43.94	-10.06	54.00	36.58	32.39	6.53	31.56	224	108 Average																																																						
Freq	Level	Over	Limit	ReadAntenna	Cable	Preamp	A/Pos	T/Pos	Remark																																																							
MHz	dBuV/m	dB	dBuV/m	dBuV	dB/m	dB	dB	cm	deg																																																							
1	2480.00	98.28	44.28	54.00	90.92	32.39	6.53	31.56	224	108 Average																																																						



BLE	2.4GHz 2400~2483.5MHz Band Edge @ 3m																																																															
ANT	BLE CH39 2480MHz																																																															
2	Vertical	Fundamental																																																														
<b>Peak</b>	<p>Date: 7 Date: 2023-02-17</p> <p>Site : 03CH02-SZ Condition : PEAK_BE_74 3m HF_ANT_3117_0107 VERTICAL RSBW: 1000.000kHz VEW: 3000.000kHz Project : 2N0202-01 Mode : Mode 43 SN : #69 G082AK0130550029 Plane : X with Accessories : S2/1</p> <table border="1"> <thead> <tr> <th>Freq</th> <th>Level</th> <th>Over</th> <th>Limit</th> <th>ReadAntenna</th> <th>Cable</th> <th>Preamp</th> <th>A/Pos</th> <th>T/Pos</th> <th>Remark</th> </tr> <tr> <th>MHz</th> <th>dBuV/m</th> <th>dB</th> <th>dBuV/m</th> <th>dBuV</th> <th>dB/m</th> <th>dB</th> <th>dB</th> <th>cm</th> <th>deg</th> </tr> </thead> <tbody> <tr> <td>1</td> <td>1483.52</td> <td>53.64</td> <td>-20.36</td> <td>74.00</td> <td>46.28</td> <td>32.39</td> <td>6.53</td> <td>31.56</td> <td>192</td> <td>247 Peak</td> </tr> </tbody> </table>	Freq	Level	Over	Limit	ReadAntenna	Cable	Preamp	A/Pos	T/Pos	Remark	MHz	dBuV/m	dB	dBuV/m	dBuV	dB/m	dB	dB	cm	deg	1	1483.52	53.64	-20.36	74.00	46.28	32.39	6.53	31.56	192	247 Peak	<p>Date: 5 Date: 2023-02-17</p> <p>Site : 03CH02-SZ Condition : PEAK_74 3m HF_ANT_3117_0107 VERTICAL RSBW: 1000.000kHz VEW: 3000.000kHz Project : 2N0202-01 Mode : Mode 43 SN : #69 G082AK0130550029 Plane : X with Accessories : S2/1</p> <table border="1"> <thead> <tr> <th>Freq</th> <th>Level</th> <th>Over</th> <th>Limit</th> <th>ReadAntenna</th> <th>Cable</th> <th>Preamp</th> <th>A/Pos</th> <th>T/Pos</th> <th>Remark</th> </tr> <tr> <th>MHz</th> <th>dBuV/m</th> <th>dB</th> <th>dBuV/m</th> <th>dBuV</th> <th>dB/m</th> <th>dB</th> <th>dB</th> <th>cm</th> <th>deg</th> </tr> </thead> <tbody> <tr> <td>1</td> <td>2480.00</td> <td>96.17</td> <td>22.17</td> <td>74.00</td> <td>88.81</td> <td>32.39</td> <td>6.53</td> <td>31.56</td> <td>192</td> <td>247 Peak</td> </tr> </tbody> </table>	Freq	Level	Over	Limit	ReadAntenna	Cable	Preamp	A/Pos	T/Pos	Remark	MHz	dBuV/m	dB	dBuV/m	dBuV	dB/m	dB	dB	cm	deg	1	2480.00	96.17	22.17	74.00	88.81	32.39	6.53	31.56	192	247 Peak
Freq	Level	Over	Limit	ReadAntenna	Cable	Preamp	A/Pos	T/Pos	Remark																																																							
MHz	dBuV/m	dB	dBuV/m	dBuV	dB/m	dB	dB	cm	deg																																																							
1	1483.52	53.64	-20.36	74.00	46.28	32.39	6.53	31.56	192	247 Peak																																																						
Freq	Level	Over	Limit	ReadAntenna	Cable	Preamp	A/Pos	T/Pos	Remark																																																							
MHz	dBuV/m	dB	dBuV/m	dBuV	dB/m	dB	dB	cm	deg																																																							
1	2480.00	96.17	22.17	74.00	88.81	32.39	6.53	31.56	192	247 Peak																																																						
<b>Avg.</b>	<p>Date: 8 Date: 2023-02-17</p> <p>Site : 03CH02-SZ Condition : AVG_BE_54 3m HF_ANT_3117_0107 VERTICAL RSBW: 1000.000kHz VEW: 1.000kHz Project : 2N0202-01 Mode : Mode 43 SN : #69 G082AK0130550029 Plane : X with Accessories : S2/1</p> <table border="1"> <thead> <tr> <th>Freq</th> <th>Level</th> <th>Over</th> <th>Limit</th> <th>ReadAntenna</th> <th>Cable</th> <th>Preamp</th> <th>A/Pos</th> <th>T/Pos</th> <th>Remark</th> </tr> <tr> <th>MHz</th> <th>dBuV/m</th> <th>dB</th> <th>dBuV/m</th> <th>dBuV</th> <th>dB/m</th> <th>dB</th> <th>dB</th> <th>cm</th> <th>deg</th> </tr> </thead> <tbody> <tr> <td>1</td> <td>2483.08</td> <td>49.38</td> <td>-10.62</td> <td>54.00</td> <td>36.02</td> <td>32.39</td> <td>6.53</td> <td>31.56</td> <td>192</td> <td>247 Average</td> </tr> </tbody> </table>	Freq	Level	Over	Limit	ReadAntenna	Cable	Preamp	A/Pos	T/Pos	Remark	MHz	dBuV/m	dB	dBuV/m	dBuV	dB/m	dB	dB	cm	deg	1	2483.08	49.38	-10.62	54.00	36.02	32.39	6.53	31.56	192	247 Average	<p>Date: 6 Date: 2023-02-17</p> <p>Site : 03CH02-SZ Condition : AVG_54 3m HF_ANT_3117_0107 VERTICAL RSBW: 1000.000kHz VEW: 1.000kHz Project : 2N0202-01 Mode : Mode 43 SN : #69 G082AK0130550029 Plane : X with Accessories : S2/1</p> <table border="1"> <thead> <tr> <th>Freq</th> <th>Level</th> <th>Over</th> <th>Limit</th> <th>ReadAntenna</th> <th>Cable</th> <th>Preamp</th> <th>A/Pos</th> <th>T/Pos</th> <th>Remark</th> </tr> <tr> <th>MHz</th> <th>dBuV/m</th> <th>dB</th> <th>dBuV/m</th> <th>dBuV</th> <th>dB/m</th> <th>dB</th> <th>dB</th> <th>cm</th> <th>deg</th> </tr> </thead> <tbody> <tr> <td>1</td> <td>2480.00</td> <td>92.91</td> <td>38.91</td> <td>54.00</td> <td>85.55</td> <td>32.39</td> <td>6.53</td> <td>31.56</td> <td>192</td> <td>247 Average</td> </tr> </tbody> </table>	Freq	Level	Over	Limit	ReadAntenna	Cable	Preamp	A/Pos	T/Pos	Remark	MHz	dBuV/m	dB	dBuV/m	dBuV	dB/m	dB	dB	cm	deg	1	2480.00	92.91	38.91	54.00	85.55	32.39	6.53	31.56	192	247 Average
Freq	Level	Over	Limit	ReadAntenna	Cable	Preamp	A/Pos	T/Pos	Remark																																																							
MHz	dBuV/m	dB	dBuV/m	dBuV	dB/m	dB	dB	cm	deg																																																							
1	2483.08	49.38	-10.62	54.00	36.02	32.39	6.53	31.56	192	247 Average																																																						
Freq	Level	Over	Limit	ReadAntenna	Cable	Preamp	A/Pos	T/Pos	Remark																																																							
MHz	dBuV/m	dB	dBuV/m	dBuV	dB/m	dB	dB	cm	deg																																																							
1	2480.00	92.91	38.91	54.00	85.55	32.39	6.53	31.56	192	247 Average																																																						



2.4GHz 2400~2483.5MHz  
BLE (Harmonic @ 3m)

BLE	2.4GHz 2400~2483.5MHz Harmonic @ 3m																																																																					
ANT	BLE CH00 2402MHz																																																																					
2	Horizontal	Vertical																																																																				
Peak	 <p>Site : 03CH02-SZ Condition : PEAK_74 3m HF_ANT_3117_0107 HORIZONTAL Project : 240202-01 Mode : Mode 41 SN : #69 G8E2AK0130550029 Plane : X with Accessories : 5/21</p> <table border="1"> <thead> <tr> <th>Over</th> <th>Limit</th> <th>ReadAntenna</th> <th>Cable Preamp</th> <th>A/Pos</th> <th>T/Pos</th> <th>Remark</th> </tr> <tr> <th>Freq</th> <th>Level</th> <th>Line</th> <th>Level</th> <th>Factor</th> <th>Loss</th> <th>Factor</th> </tr> <tr> <th>MHz</th> <th>dBuV/m</th> <th>dB</th> <th>dBuV/m</th> <th>dB/m</th> <th>dB/m</th> <th>dB</th> <th>cm</th> <th>deg</th> </tr> </thead> <tbody> <tr> <td>1</td> <td>4884.00</td> <td>43.34</td> <td>-38.56</td> <td>74.00</td> <td>57.36</td> <td>34.41</td> <td>9.47</td> <td>57.98</td> <td>...</td> <td>Peak</td> </tr> </tbody> </table>	Over	Limit	ReadAntenna	Cable Preamp	A/Pos	T/Pos	Remark	Freq	Level	Line	Level	Factor	Loss	Factor	MHz	dBuV/m	dB	dBuV/m	dB/m	dB/m	dB	cm	deg	1	4884.00	43.34	-38.56	74.00	57.36	34.41	9.47	57.98	...	Peak	 <p>Site : 03CH02-SZ Condition : PEAK_74 3m HF_ANT_3117_0107 VERTICAL Project : 240202-01 Mode : Mode 41 SN : #69 G8E2AK0130550029 Plane : X with Accessories : 5/21</p> <table border="1"> <thead> <tr> <th>Over</th> <th>Limit</th> <th>ReadAntenna</th> <th>Cable Preamp</th> <th>A/Pos</th> <th>T/Pos</th> <th>Remark</th> </tr> <tr> <th>Freq</th> <th>Level</th> <th>Line</th> <th>Level</th> <th>Factor</th> <th>Loss</th> <th>Factor</th> </tr> <tr> <th>MHz</th> <th>dBuV/m</th> <th>dB</th> <th>dBuV/m</th> <th>dB/m</th> <th>dB/m</th> <th>dB</th> <th>cm</th> <th>deg</th> </tr> </thead> <tbody> <tr> <td>1</td> <td>4884.00</td> <td>48.72</td> <td>-33.28</td> <td>74.00</td> <td>54.74</td> <td>34.43</td> <td>9.47</td> <td>57.98</td> <td>...</td> <td>Peak</td> </tr> </tbody> </table>	Over	Limit	ReadAntenna	Cable Preamp	A/Pos	T/Pos	Remark	Freq	Level	Line	Level	Factor	Loss	Factor	MHz	dBuV/m	dB	dBuV/m	dB/m	dB/m	dB	cm	deg	1	4884.00	48.72	-33.28	74.00	54.74	34.43	9.47	57.98	...	Peak
Over	Limit	ReadAntenna	Cable Preamp	A/Pos	T/Pos	Remark																																																																
Freq	Level	Line	Level	Factor	Loss	Factor																																																																
MHz	dBuV/m	dB	dBuV/m	dB/m	dB/m	dB	cm	deg																																																														
1	4884.00	43.34	-38.56	74.00	57.36	34.41	9.47	57.98	...	Peak																																																												
Over	Limit	ReadAntenna	Cable Preamp	A/Pos	T/Pos	Remark																																																																
Freq	Level	Line	Level	Factor	Loss	Factor																																																																
MHz	dBuV/m	dB	dBuV/m	dB/m	dB/m	dB	cm	deg																																																														
1	4884.00	48.72	-33.28	74.00	54.74	34.43	9.47	57.98	...	Peak																																																												
Avg.	 <p>Site : 03CH02-SZ Condition : PEAK_74 3m HF_ANT_3117_0107 HORIZONTAL Project : 240202-01 Mode : Mode 41 SN : #69 G8E2AK0130550029 Plane : X with Accessories : 5/21</p> <table border="1"> <thead> <tr> <th>Over</th> <th>Limit</th> <th>ReadAntenna</th> <th>Cable Preamp</th> <th>A/Pos</th> <th>T/Pos</th> <th>Remark</th> </tr> <tr> <th>Freq</th> <th>Level</th> <th>Line</th> <th>Level</th> <th>Factor</th> <th>Loss</th> <th>Factor</th> </tr> <tr> <th>MHz</th> <th>dBuV/m</th> <th>dB</th> <th>dBuV/m</th> <th>dB/m</th> <th>dB/m</th> <th>dB</th> <th>cm</th> <th>deg</th> </tr> </thead> <tbody> <tr> <td>1</td> <td>4884.00</td> <td>43.34</td> <td>-38.56</td> <td>74.00</td> <td>57.36</td> <td>34.41</td> <td>9.47</td> <td>57.98</td> <td>...</td> <td>Peak</td> </tr> </tbody> </table>	Over	Limit	ReadAntenna	Cable Preamp	A/Pos	T/Pos	Remark	Freq	Level	Line	Level	Factor	Loss	Factor	MHz	dBuV/m	dB	dBuV/m	dB/m	dB/m	dB	cm	deg	1	4884.00	43.34	-38.56	74.00	57.36	34.41	9.47	57.98	...	Peak	 <p>Site : 03CH02-SZ Condition : PEAK_74 3m HF_ANT_3117_0107 VERTICAL Project : 240202-01 Mode : Mode 41 SN : #69 G8E2AK0130550029 Plane : X with Accessories : 5/21</p> <table border="1"> <thead> <tr> <th>Over</th> <th>Limit</th> <th>ReadAntenna</th> <th>Cable Preamp</th> <th>A/Pos</th> <th>T/Pos</th> <th>Remark</th> </tr> <tr> <th>Freq</th> <th>Level</th> <th>Line</th> <th>Level</th> <th>Factor</th> <th>Loss</th> <th>Factor</th> </tr> <tr> <th>MHz</th> <th>dBuV/m</th> <th>dB</th> <th>dBuV/m</th> <th>dB/m</th> <th>dB/m</th> <th>dB</th> <th>cm</th> <th>deg</th> </tr> </thead> <tbody> <tr> <td>1</td> <td>4884.00</td> <td>48.72</td> <td>-33.28</td> <td>74.00</td> <td>54.74</td> <td>34.43</td> <td>9.47</td> <td>57.98</td> <td>...</td> <td>Peak</td> </tr> </tbody> </table>	Over	Limit	ReadAntenna	Cable Preamp	A/Pos	T/Pos	Remark	Freq	Level	Line	Level	Factor	Loss	Factor	MHz	dBuV/m	dB	dBuV/m	dB/m	dB/m	dB	cm	deg	1	4884.00	48.72	-33.28	74.00	54.74	34.43	9.47	57.98	...	Peak
Over	Limit	ReadAntenna	Cable Preamp	A/Pos	T/Pos	Remark																																																																
Freq	Level	Line	Level	Factor	Loss	Factor																																																																
MHz	dBuV/m	dB	dBuV/m	dB/m	dB/m	dB	cm	deg																																																														
1	4884.00	43.34	-38.56	74.00	57.36	34.41	9.47	57.98	...	Peak																																																												
Over	Limit	ReadAntenna	Cable Preamp	A/Pos	T/Pos	Remark																																																																
Freq	Level	Line	Level	Factor	Loss	Factor																																																																
MHz	dBuV/m	dB	dBuV/m	dB/m	dB/m	dB	cm	deg																																																														
1	4884.00	48.72	-33.28	74.00	54.74	34.43	9.47	57.98	...	Peak																																																												



BLE	2.4GHz 2400~2483.5MHz Harmonic @ 3m																																																																																	
ANT	BLE CH19 2440MHz																																																																																	
2	Horizontal	Vertical																																																																																
Peak Avg.	<p>Site : 03CH02-SZ Condition : PEAK_74 3m HF_ANT_3117_0107 HORIZONTAL Project : 280202-01 Mode : Mode 42 SN : #69 GREGAN013050029 Plane : X with Accessories</p> <table border="1"> <thead> <tr> <th>Freq</th> <th>Level</th> <th>Over</th> <th>Limit</th> <th>ReadAntenna</th> <th>Cable</th> <th>Preamp</th> <th>A/Pos</th> <th>T/Pos</th> <th>Remark</th> </tr> <tr> <th>MHz</th> <th>dBuV/m</th> <th>dB</th> <th>dBuV/m</th> <th>dBuV</th> <th>dB/m</th> <th>dB</th> <th>dB</th> <th>cm</th> <th>deg</th> </tr> </thead> <tbody> <tr> <td>1</td> <td>4880.00</td> <td>42.00</td> <td>-32.00</td> <td>74.00</td> <td>56.03</td> <td>34.37</td> <td>9.50</td> <td>57.90</td> <td>...</td> </tr> <tr> <td>2</td> <td>7320.00</td> <td>43.92</td> <td>-30.00</td> <td>74.00</td> <td>56.16</td> <td>36.04</td> <td>11.24</td> <td>59.52</td> <td>...</td> </tr> </tbody> </table>	Freq	Level	Over	Limit	ReadAntenna	Cable	Preamp	A/Pos	T/Pos	Remark	MHz	dBuV/m	dB	dBuV/m	dBuV	dB/m	dB	dB	cm	deg	1	4880.00	42.00	-32.00	74.00	56.03	34.37	9.50	57.90	...	2	7320.00	43.92	-30.00	74.00	56.16	36.04	11.24	59.52	...	<p>Site : 03CH02-SZ Condition : PEAK_74 3m HF_ANT_3117_0107 VERTICAL Project : 280202-01 Mode : Mode 42 SN : #69 GREGAN013050029 Plane : X with Accessories</p> <table border="1"> <thead> <tr> <th>Freq</th> <th>Level</th> <th>Over</th> <th>Limit</th> <th>ReadAntenna</th> <th>Cable</th> <th>Preamp</th> <th>A/Pos</th> <th>T/Pos</th> <th>Remark</th> </tr> <tr> <th>MHz</th> <th>dBuV/m</th> <th>dB</th> <th>dBuV/m</th> <th>dBuV</th> <th>dB/m</th> <th>dB</th> <th>dB</th> <th>cm</th> <th>deg</th> </tr> </thead> <tbody> <tr> <td>1</td> <td>4880.00</td> <td>43.05</td> <td>-30.95</td> <td>74.00</td> <td>57.00</td> <td>34.37</td> <td>9.50</td> <td>57.90</td> <td>...</td> </tr> <tr> <td>2</td> <td>7320.00</td> <td>44.16</td> <td>-29.84</td> <td>74.00</td> <td>56.00</td> <td>36.00</td> <td>11.24</td> <td>59.52</td> <td>...</td> </tr> </tbody> </table>	Freq	Level	Over	Limit	ReadAntenna	Cable	Preamp	A/Pos	T/Pos	Remark	MHz	dBuV/m	dB	dBuV/m	dBuV	dB/m	dB	dB	cm	deg	1	4880.00	43.05	-30.95	74.00	57.00	34.37	9.50	57.90	...	2	7320.00	44.16	-29.84	74.00	56.00	36.00	11.24	59.52	...
Freq	Level	Over	Limit	ReadAntenna	Cable	Preamp	A/Pos	T/Pos	Remark																																																																									
MHz	dBuV/m	dB	dBuV/m	dBuV	dB/m	dB	dB	cm	deg																																																																									
1	4880.00	42.00	-32.00	74.00	56.03	34.37	9.50	57.90	...																																																																									
2	7320.00	43.92	-30.00	74.00	56.16	36.04	11.24	59.52	...																																																																									
Freq	Level	Over	Limit	ReadAntenna	Cable	Preamp	A/Pos	T/Pos	Remark																																																																									
MHz	dBuV/m	dB	dBuV/m	dBuV	dB/m	dB	dB	cm	deg																																																																									
1	4880.00	43.05	-30.95	74.00	57.00	34.37	9.50	57.90	...																																																																									
2	7320.00	44.16	-29.84	74.00	56.00	36.00	11.24	59.52	...																																																																									



BLE	2.4GHz 2400~2483.5MHz Harmonic @ 3m																																																																																	
ANT	BLE CH39 2480MHz																																																																																	
2	Horizontal	Vertical																																																																																
Peak	<p>Date: 15</p> <p>Date: 2023-02-17</p> <p>Site : 03CH02-SZ            Condition : PEAK_74 3m HF_ANT_3117_0107 HORIZONTAL            Project : 280202-01            Mode : Mode 43            SN : #69 GREGAN0130500029            Plane : X with Accessories            : 5/2/1</p> <table border="1"> <thead> <tr> <th>Freq</th> <th>Level</th> <th>Over</th> <th>Limit</th> <th>ReadAntenna</th> <th>Cable</th> <th>Preamp</th> <th>A/Pos</th> <th>T/Pos</th> <th>Remark</th> </tr> <tr> <th>MHz</th> <th>dBuV/m</th> <th>dB</th> <th>dBuV/m</th> <th>dBuV</th> <th>dB/m</th> <th>dB</th> <th>cm</th> <th>deg</th> <th></th> </tr> </thead> <tbody> <tr> <td>1</td> <td>4968.00</td> <td>42.23</td> <td>-31.77</td> <td>74.00</td> <td>56.22</td> <td>34.32</td> <td>9.59</td> <td>57.98</td> <td>... Peak</td> </tr> <tr> <td>2</td> <td>7448.00</td> <td>42.07</td> <td>-31.23</td> <td>74.00</td> <td>55.38</td> <td>35.04</td> <td>11.29</td> <td>59.86</td> <td>... Peak</td> </tr> </tbody> </table>	Freq	Level	Over	Limit	ReadAntenna	Cable	Preamp	A/Pos	T/Pos	Remark	MHz	dBuV/m	dB	dBuV/m	dBuV	dB/m	dB	cm	deg		1	4968.00	42.23	-31.77	74.00	56.22	34.32	9.59	57.98	... Peak	2	7448.00	42.07	-31.23	74.00	55.38	35.04	11.29	59.86	... Peak	<p>Date: 16</p> <p>Date: 2023-02-17</p> <p>Site : 03CH02-SZ            Condition : PEAK_74 3m HF_ANT_3117_0107 VERTICAL            Project : 280202-01            Mode : Mode 43            SN : #69 GREGAN0130500029            Plane : X with Accessories            : 5/2/1</p> <table border="1"> <thead> <tr> <th>Freq</th> <th>Level</th> <th>Over</th> <th>Limit</th> <th>ReadAntenna</th> <th>Cable</th> <th>Preamp</th> <th>A/Pos</th> <th>T/Pos</th> <th>Remark</th> </tr> <tr> <th>MHz</th> <th>dBuV/m</th> <th>dB</th> <th>dBuV/m</th> <th>dBuV</th> <th>dB/m</th> <th>dB</th> <th>cm</th> <th>deg</th> <th></th> </tr> </thead> <tbody> <tr> <td>1</td> <td>4968.00</td> <td>42.83</td> <td>-31.17</td> <td>74.00</td> <td>56.82</td> <td>34.32</td> <td>9.59</td> <td>57.98</td> <td>... Peak</td> </tr> <tr> <td>2</td> <td>7448.00</td> <td>44.06</td> <td>-29.96</td> <td>74.00</td> <td>56.07</td> <td>35.98</td> <td>11.29</td> <td>59.86</td> <td>... Peak</td> </tr> </tbody> </table>	Freq	Level	Over	Limit	ReadAntenna	Cable	Preamp	A/Pos	T/Pos	Remark	MHz	dBuV/m	dB	dBuV/m	dBuV	dB/m	dB	cm	deg		1	4968.00	42.83	-31.17	74.00	56.82	34.32	9.59	57.98	... Peak	2	7448.00	44.06	-29.96	74.00	56.07	35.98	11.29	59.86	... Peak
	Freq	Level	Over	Limit	ReadAntenna	Cable	Preamp	A/Pos	T/Pos	Remark																																																																								
MHz	dBuV/m	dB	dBuV/m	dBuV	dB/m	dB	cm	deg																																																																										
1	4968.00	42.23	-31.77	74.00	56.22	34.32	9.59	57.98	... Peak																																																																									
2	7448.00	42.07	-31.23	74.00	55.38	35.04	11.29	59.86	... Peak																																																																									
Freq	Level	Over	Limit	ReadAntenna	Cable	Preamp	A/Pos	T/Pos	Remark																																																																									
MHz	dBuV/m	dB	dBuV/m	dBuV	dB/m	dB	cm	deg																																																																										
1	4968.00	42.83	-31.17	74.00	56.82	34.32	9.59	57.98	... Peak																																																																									
2	7448.00	44.06	-29.96	74.00	56.07	35.98	11.29	59.86	... Peak																																																																									



Emission below 1GHz  
2.4GHz BLE (LF)

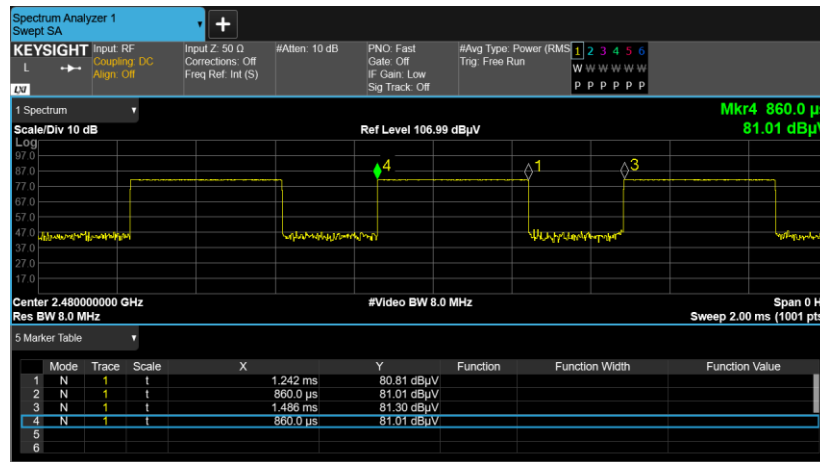
BLE	2.4GHz 2400~2483.5MHz																																																																																																																																																																																	
ANT	BLE LF																																																																																																																																																																																	
2	Horizontal	Vertical																																																																																																																																																																																
QP / Peak	<p>Date: 1 Level (dBuV/m) Date: 2023-03-03</p> <p>Site : 03CH02-SZ Condition : FCC CLASS-B 3m VULB9168-01003 HORIZONTAL Project : 2N0202-01 Mode : Mode 44 SN : #69 GB2JK0130550029 Plane : X with Accessories : 5/1/1</p> <table border="1"> <thead> <tr> <th>Peak</th> <th>Freq</th> <th>Level</th> <th>Over</th> <th>Limit</th> <th>ReadAntenna</th> <th>Cable</th> <th>Preamp</th> <th>A/Pos</th> <th>T/Pos</th> <th>Remark</th> </tr> <tr> <th></th> <th>MHz</th> <th>dBuV/m</th> <th>dB</th> <th>dBuV/m</th> <th>dBuV</th> <th>dB/m</th> <th>dB</th> <th>cm</th> <th>deg</th> <th></th> </tr> </thead> <tbody> <tr><td>1</td><td>61.04</td><td>28.55</td><td>-19.45</td><td>46.00</td><td>35.82</td><td>18.66</td><td>1.76</td><td>34.89</td><td>---</td><td>Peak</td></tr> <tr><td>2</td><td>159.81</td><td>28.57</td><td>-19.23</td><td>45.50</td><td>42.15</td><td>18.65</td><td>2.37</td><td>34.78</td><td>---</td><td>Peak</td></tr> <tr><td>3</td><td>237.58</td><td>34.51</td><td>-11.49</td><td>46.00</td><td>49.18</td><td>17.17</td><td>2.94</td><td>34.70</td><td>---</td><td>Peak</td></tr> <tr><td>4</td><td>322.86</td><td>32.95</td><td>-13.05</td><td>46.00</td><td>37.78</td><td>20.41</td><td>1.42</td><td>34.83</td><td>---</td><td>Peak</td></tr> <tr><td>5</td><td>721.61</td><td>38.69</td><td>-15.31</td><td>46.00</td><td>34.84</td><td>27.31</td><td>3.74</td><td>34.48</td><td>---</td><td>Peak</td></tr> <tr><td>6</td><td>809.05</td><td>37.99</td><td>-16.01</td><td>46.00</td><td>31.11</td><td>28.88</td><td>4.78</td><td>34.38</td><td>---</td><td>Peak</td></tr> </tbody> </table>	Peak	Freq	Level	Over	Limit	ReadAntenna	Cable	Preamp	A/Pos	T/Pos	Remark		MHz	dBuV/m	dB	dBuV/m	dBuV	dB/m	dB	cm	deg		1	61.04	28.55	-19.45	46.00	35.82	18.66	1.76	34.89	---	Peak	2	159.81	28.57	-19.23	45.50	42.15	18.65	2.37	34.78	---	Peak	3	237.58	34.51	-11.49	46.00	49.18	17.17	2.94	34.70	---	Peak	4	322.86	32.95	-13.05	46.00	37.78	20.41	1.42	34.83	---	Peak	5	721.61	38.69	-15.31	46.00	34.84	27.31	3.74	34.48	---	Peak	6	809.05	37.99	-16.01	46.00	31.11	28.88	4.78	34.38	---	Peak	<p>Date: 2 Level (dBuV/m) Date: 2023-03-03</p> <p>Site : 03CH02-SZ Condition : FCC CLASS-B 3m VULB9168-01003 VERTICAL Project : 2N0202-01 Mode : Mode 44 SN : #69 GB2JK0130550029 Plane : X with Accessories : 5/1/1</p> <table border="1"> <thead> <tr> <th>Peak</th> <th>Freq</th> <th>Level</th> <th>Over</th> <th>Limit</th> <th>ReadAntenna</th> <th>Cable</th> <th>Preamp</th> <th>A/Pos</th> <th>T/Pos</th> <th>Remark</th> </tr> <tr> <th></th> <th>MHz</th> <th>dBuV/m</th> <th>dB</th> <th>dBuV/m</th> <th>dBuV</th> <th>dB/m</th> <th>dB</th> <th>cm</th> <th>deg</th> <th></th> </tr> </thead> <tbody> <tr><td>1</td><td>38.08</td><td>27.78</td><td>-12.24</td><td>46.00</td><td>43.69</td><td>17.54</td><td>1.23</td><td>34.78</td><td>---</td><td>Peak</td></tr> <tr><td>2</td><td>111.48</td><td>38.24</td><td>-13.95</td><td>43.50</td><td>46.99</td><td>16.84</td><td>2.09</td><td>34.78</td><td>---</td><td>Peak</td></tr> <tr><td>3</td><td>239.52</td><td>29.11</td><td>-16.89</td><td>46.00</td><td>43.62</td><td>17.24</td><td>2.95</td><td>34.78</td><td>---</td><td>Peak</td></tr> <tr><td>4</td><td>452.92</td><td>29.87</td><td>-16.93</td><td>46.00</td><td>37.32</td><td>22.79</td><td>3.46</td><td>34.58</td><td>---</td><td>Peak</td></tr> <tr><td>5</td><td>452.92</td><td>29.87</td><td>-16.93</td><td>46.00</td><td>37.32</td><td>22.79</td><td>3.46</td><td>34.58</td><td>---</td><td>Peak</td></tr> <tr><td>6</td><td>728.68</td><td>39.84</td><td>-16.16</td><td>46.00</td><td>33.13</td><td>27.38</td><td>3.73</td><td>34.48</td><td>---</td><td>Peak</td></tr> </tbody> </table>	Peak	Freq	Level	Over	Limit	ReadAntenna	Cable	Preamp	A/Pos	T/Pos	Remark		MHz	dBuV/m	dB	dBuV/m	dBuV	dB/m	dB	cm	deg		1	38.08	27.78	-12.24	46.00	43.69	17.54	1.23	34.78	---	Peak	2	111.48	38.24	-13.95	43.50	46.99	16.84	2.09	34.78	---	Peak	3	239.52	29.11	-16.89	46.00	43.62	17.24	2.95	34.78	---	Peak	4	452.92	29.87	-16.93	46.00	37.32	22.79	3.46	34.58	---	Peak	5	452.92	29.87	-16.93	46.00	37.32	22.79	3.46	34.58	---	Peak	6	728.68	39.84	-16.16	46.00	33.13	27.38	3.73	34.48	---	Peak
	Peak	Freq	Level	Over	Limit	ReadAntenna	Cable	Preamp	A/Pos	T/Pos	Remark																																																																																																																																																																							
	MHz	dBuV/m	dB	dBuV/m	dBuV	dB/m	dB	cm	deg																																																																																																																																																																									
1	61.04	28.55	-19.45	46.00	35.82	18.66	1.76	34.89	---	Peak																																																																																																																																																																								
2	159.81	28.57	-19.23	45.50	42.15	18.65	2.37	34.78	---	Peak																																																																																																																																																																								
3	237.58	34.51	-11.49	46.00	49.18	17.17	2.94	34.70	---	Peak																																																																																																																																																																								
4	322.86	32.95	-13.05	46.00	37.78	20.41	1.42	34.83	---	Peak																																																																																																																																																																								
5	721.61	38.69	-15.31	46.00	34.84	27.31	3.74	34.48	---	Peak																																																																																																																																																																								
6	809.05	37.99	-16.01	46.00	31.11	28.88	4.78	34.38	---	Peak																																																																																																																																																																								
Peak	Freq	Level	Over	Limit	ReadAntenna	Cable	Preamp	A/Pos	T/Pos	Remark																																																																																																																																																																								
	MHz	dBuV/m	dB	dBuV/m	dBuV	dB/m	dB	cm	deg																																																																																																																																																																									
1	38.08	27.78	-12.24	46.00	43.69	17.54	1.23	34.78	---	Peak																																																																																																																																																																								
2	111.48	38.24	-13.95	43.50	46.99	16.84	2.09	34.78	---	Peak																																																																																																																																																																								
3	239.52	29.11	-16.89	46.00	43.62	17.24	2.95	34.78	---	Peak																																																																																																																																																																								
4	452.92	29.87	-16.93	46.00	37.32	22.79	3.46	34.58	---	Peak																																																																																																																																																																								
5	452.92	29.87	-16.93	46.00	37.32	22.79	3.46	34.58	---	Peak																																																																																																																																																																								
6	728.68	39.84	-16.16	46.00	33.13	27.38	3.73	34.48	---	Peak																																																																																																																																																																								



## Appendix E. Duty Cycle Plots

Band	Duty Cycle(%)	T(ms)	1/T(kHz)	VBW Setting
Bluetooth LE 1Mbps	83.580	1.242	0.805	1KHz
Bluetooth LE 2Mbps	56.915	1.070	0.935	1KHz

### Bluetooth LE 1Mbps



### Bluetooth LE 2Mbps

