

Appendix IV EUT Internal Photographs

Photo 7 Internal of EUT



Photo 8 Internal of EUT



Photo 9 Appearance of PCB





Photo 10 Appearance of PCB



Note: The EUT with two kinds of sensor.

Photo 11 Appearance of PCB




Photo 12 Appearance of PCB

