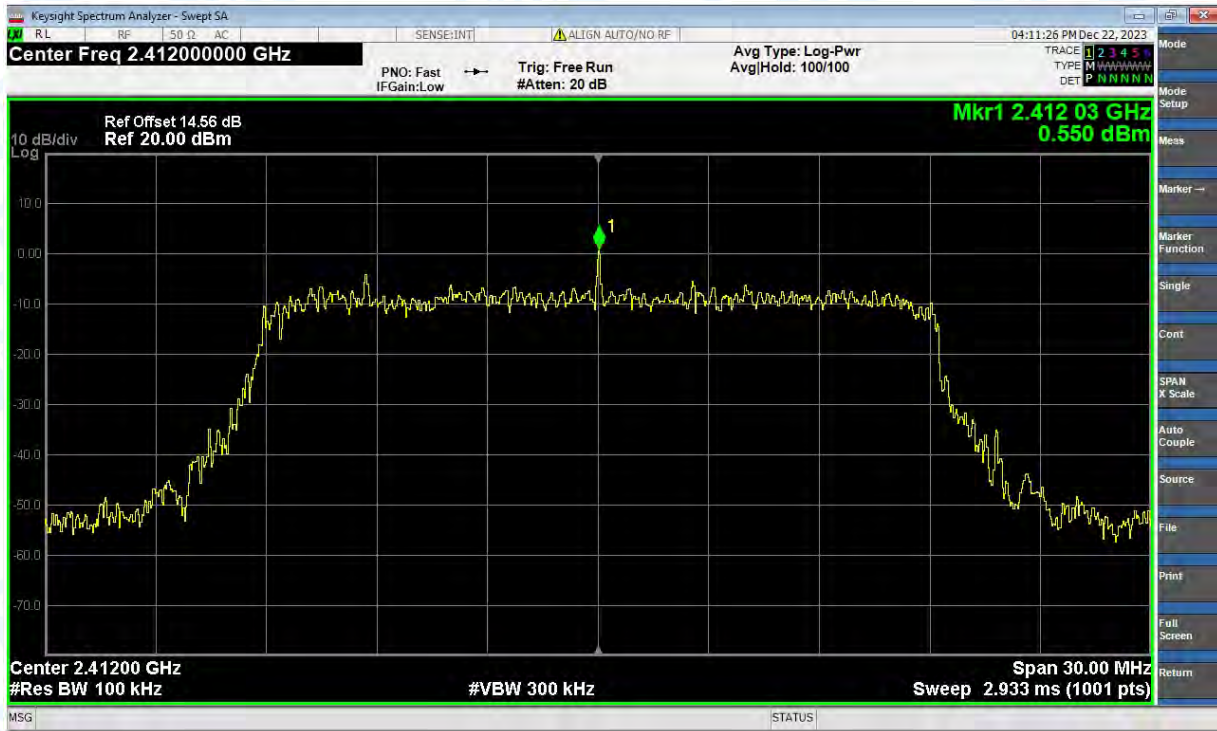
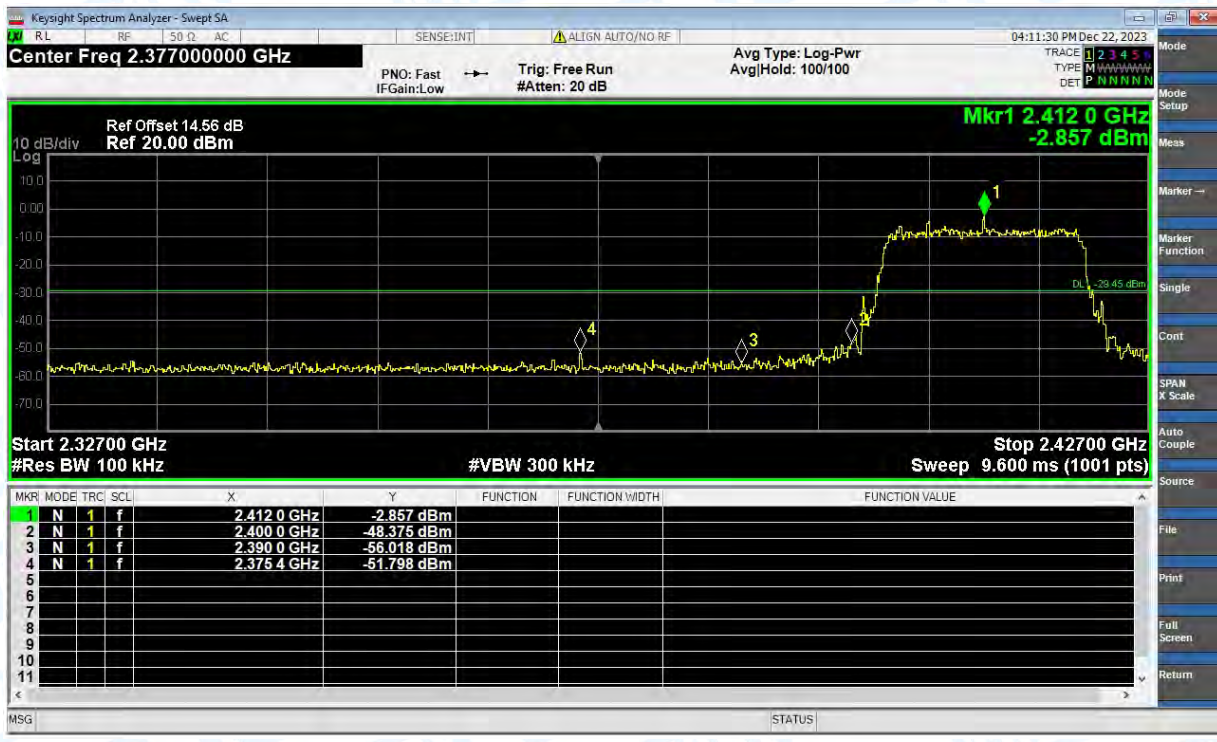


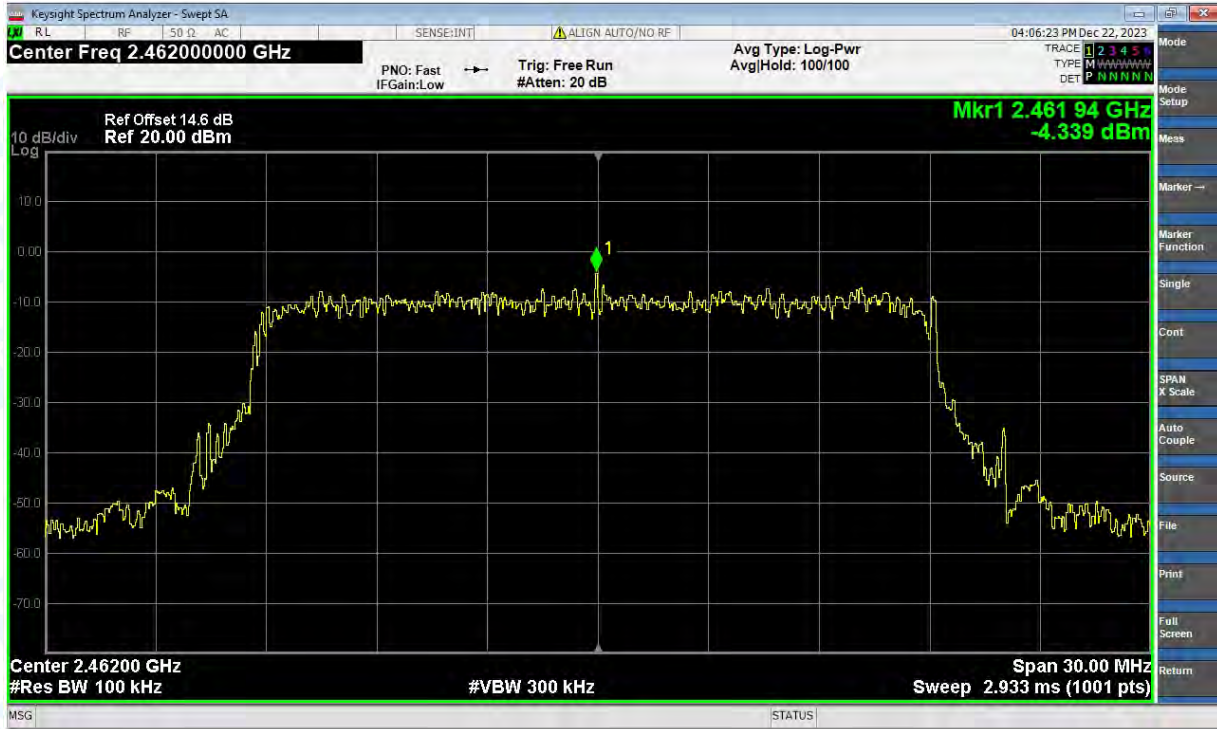
Band Edge NVNT n(HT20) 2412MHz Ant1 Ref



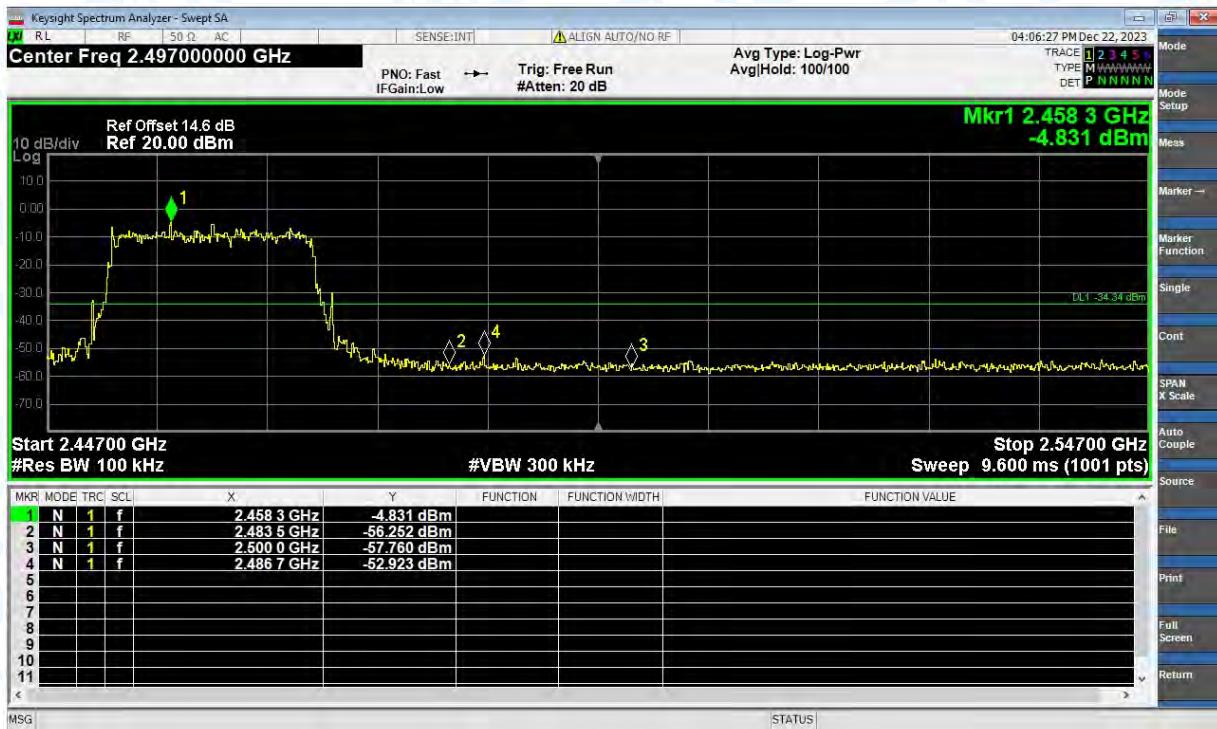
Band Edge NVNT n(HT20) 2412MHz Ant1 Emission



Band Edge NVNT n(HT20) 2462MHz Ant1 Ref



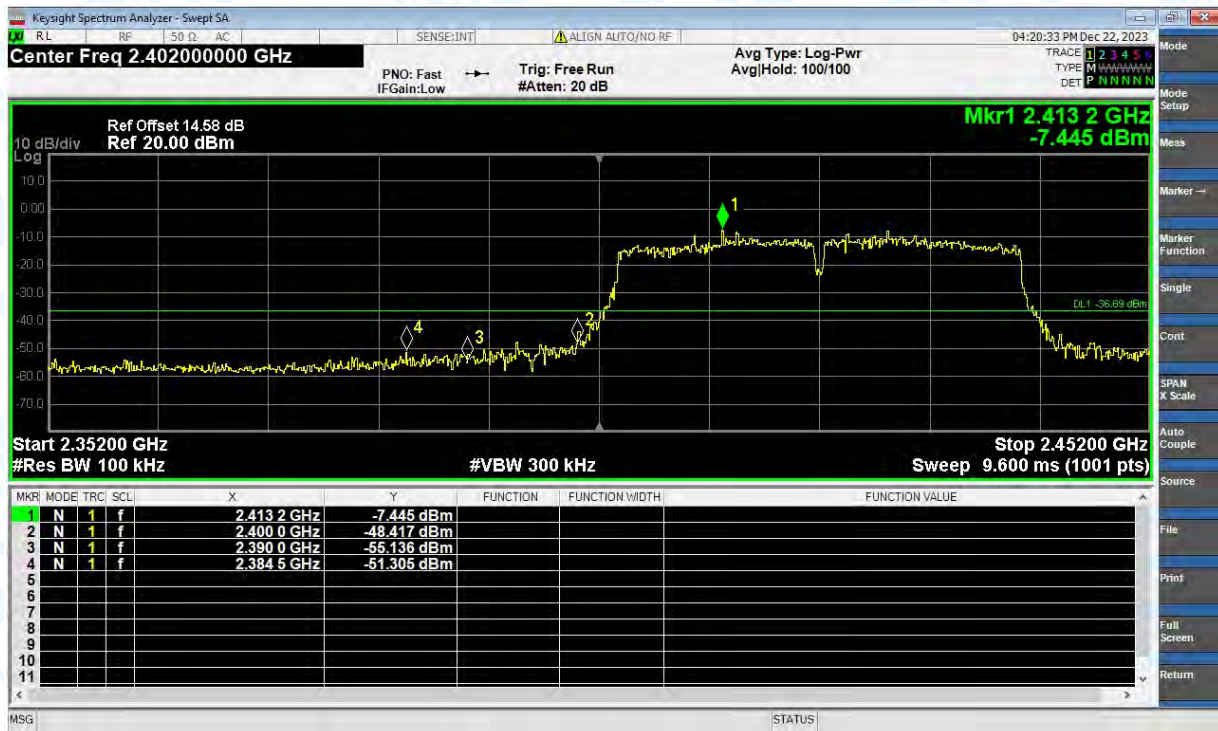
Band Edge NVNT n(HT20) 2462MHz Ant1 Emission



Band Edge NVNT n(HT40) 2422MHz Ant1 Ref



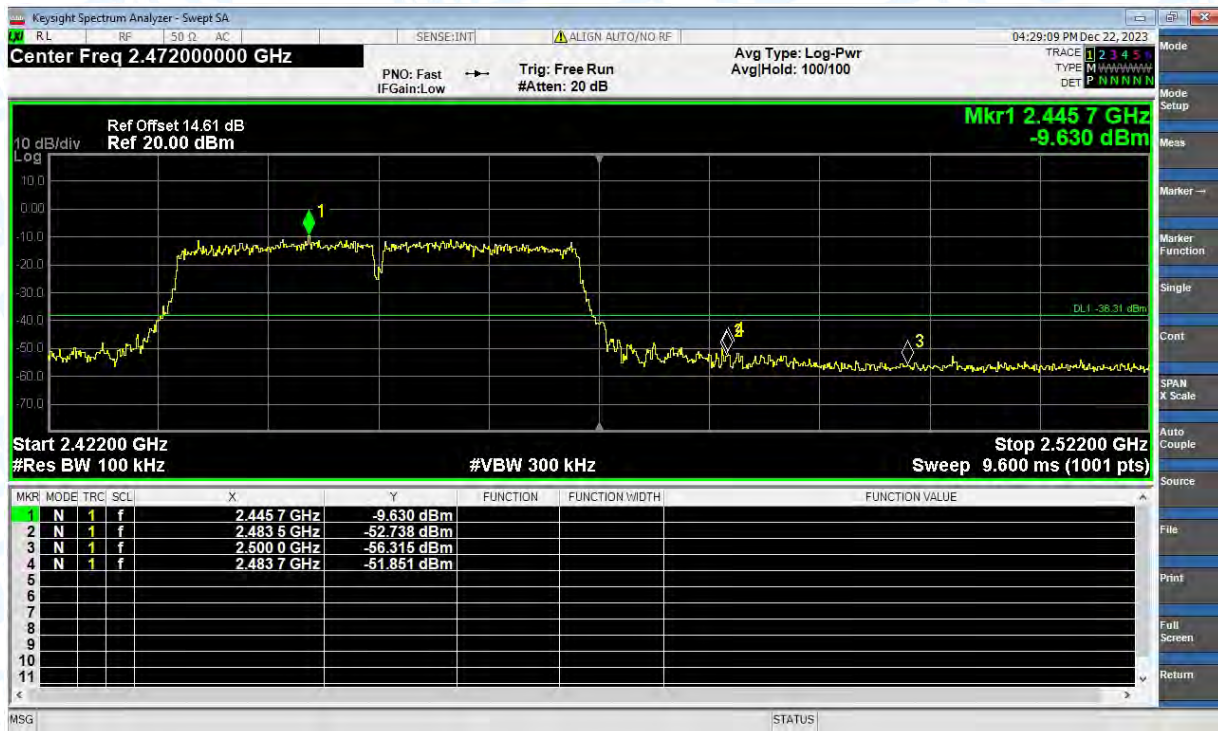
Band Edge NVNT n(HT40) 2422MHz Ant1 Emission



Band Edge NVNT n(HT40) 2452MHz Ant1 Ref



Band Edge NVNT n(HT40) 2452MHz Ant1 Emission



Conducted RF Spurious Emission

Condition	Mode	Frequency (MHz)	Antenna	Max Value (dBc)	Limit (dBc)	Verdict
NVNT	b	2412	Ant1	-39.71	-30	Pass
NVNT	b	2437	Ant1	-38.2	-30	Pass
NVNT	b	2462	Ant1	-39.14	-30	Pass
NVNT	g	2412	Ant1	-34.6	-30	Pass
NVNT	g	2437	Ant1	-39.12	-30	Pass
NVNT	g	2462	Ant1	-35.7	-30	Pass
NVNT	n(HT20)	2412	Ant1	-41.13	-30	Pass
NVNT	n(HT20)	2437	Ant1	-38.42	-30	Pass
NVNT	n(HT20)	2462	Ant1	-38.39	-30	Pass
NVNT	n(HT40)	2422	Ant1	-37.1	-30	Pass
NVNT	n(HT40)	2437	Ant1	-36.06	-30	Pass
NVNT	n(HT40)	2452	Ant1	-35.78	-30	Pass

Test Graphs

Tx. Spurious NVNT b 2412MHz Ant1 Ref



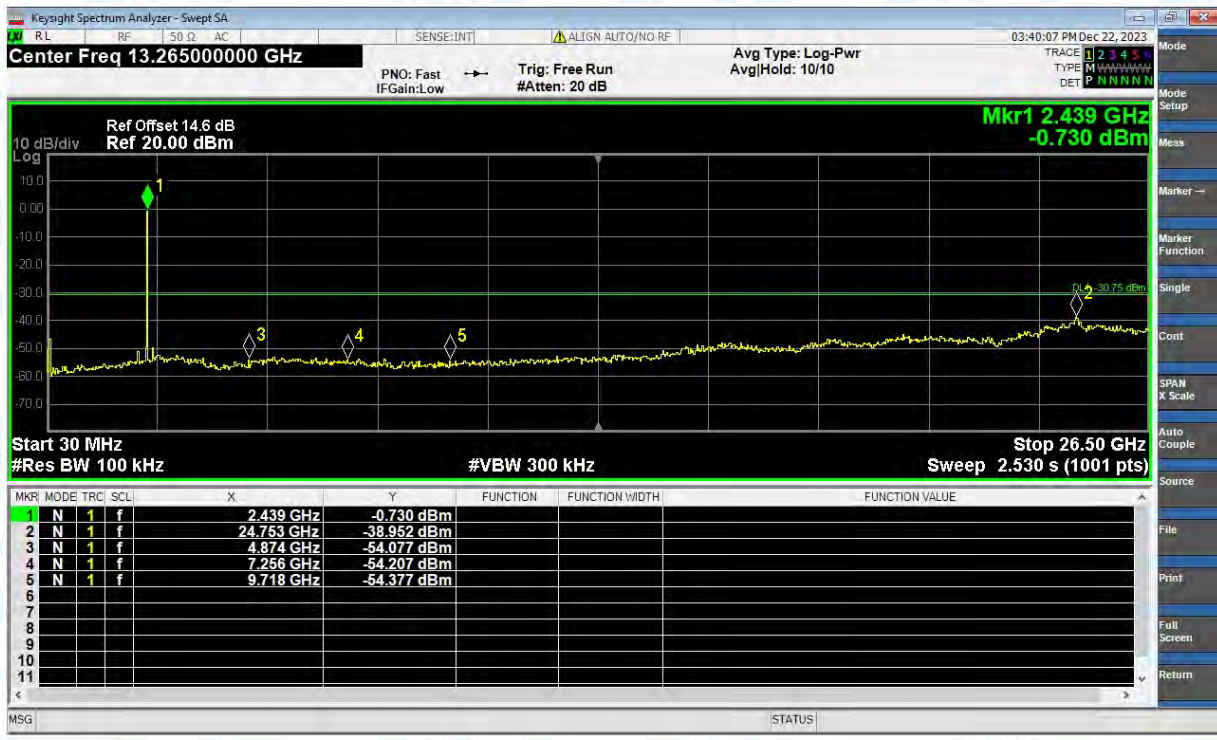
Tx. Spurious NVNT b 2412MHz Ant1 Emission



Tx. Spurious NVNT b 2437MHz Ant1 Ref



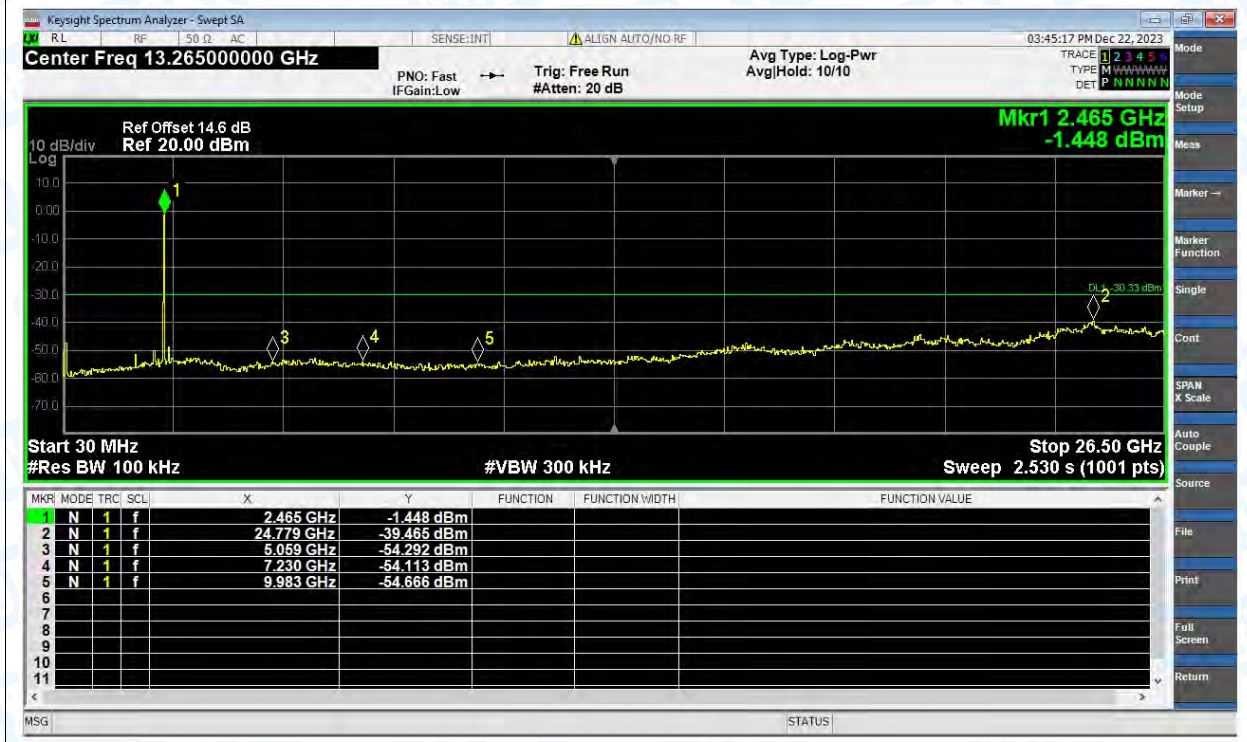
Tx. Spurious NVNT b 2437MHz Ant1 Emission



Tx. Spurious NVNT b 2462MHz Ant1 Ref



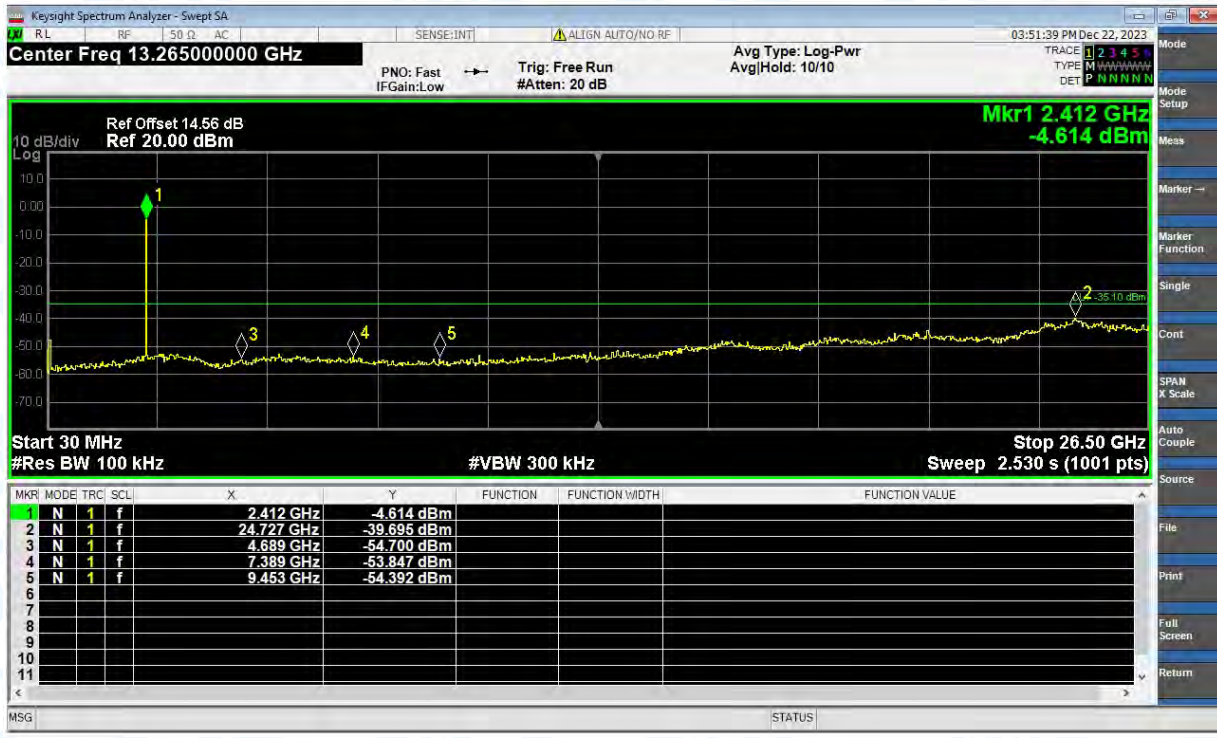
Tx. Spurious NVNT b 2462MHz Ant1 Emission



Tx. Spurious NVNT g 2412MHz Ant1 Ref



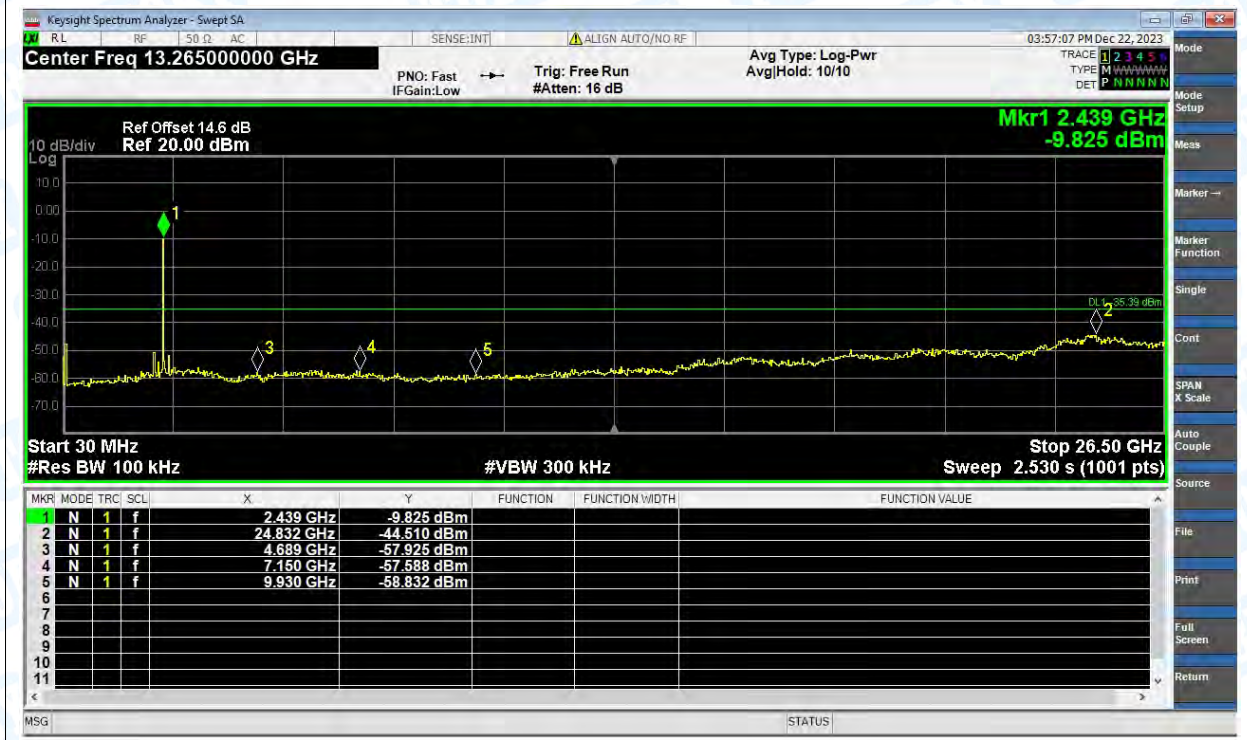
Tx. Spurious NVNT g 2412MHz Ant1 Emission



Tx. Spurious NVNT g 2437MHz Ant1 Ref



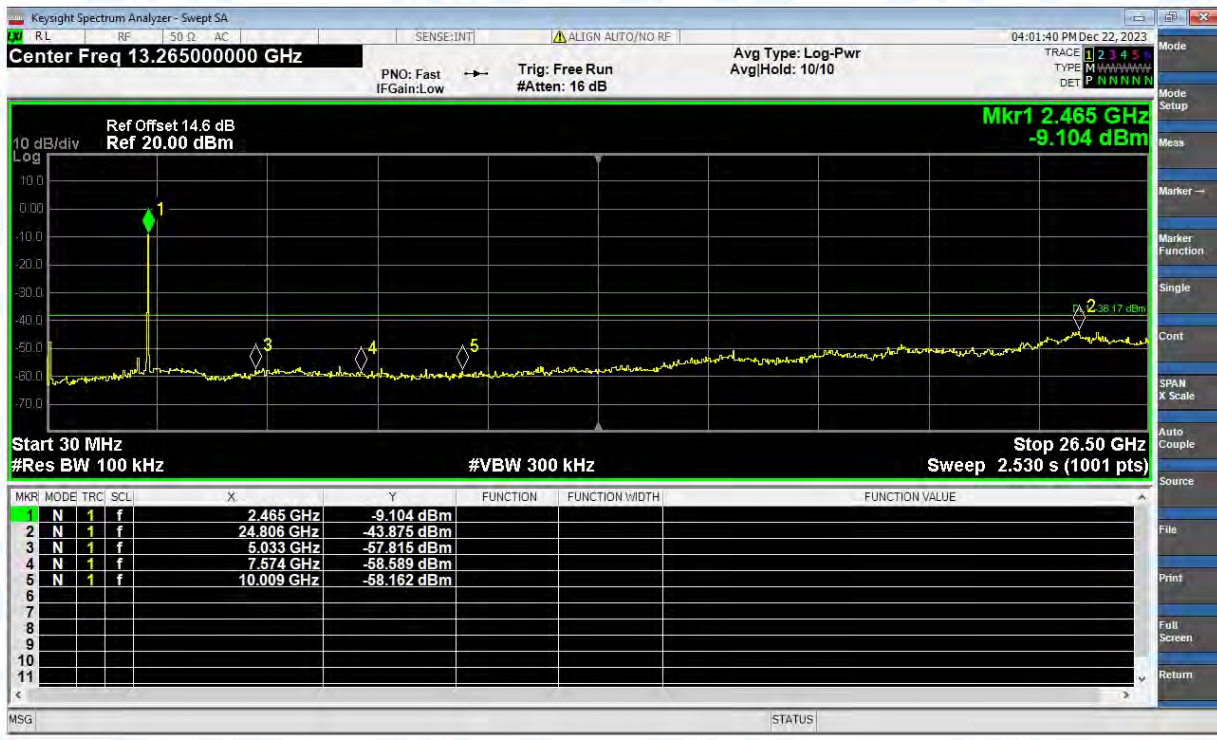
Tx. Spurious NVNT g 2437MHz Ant1 Emission



Tx. Spurious NVNT g 2462MHz Ant1 Ref



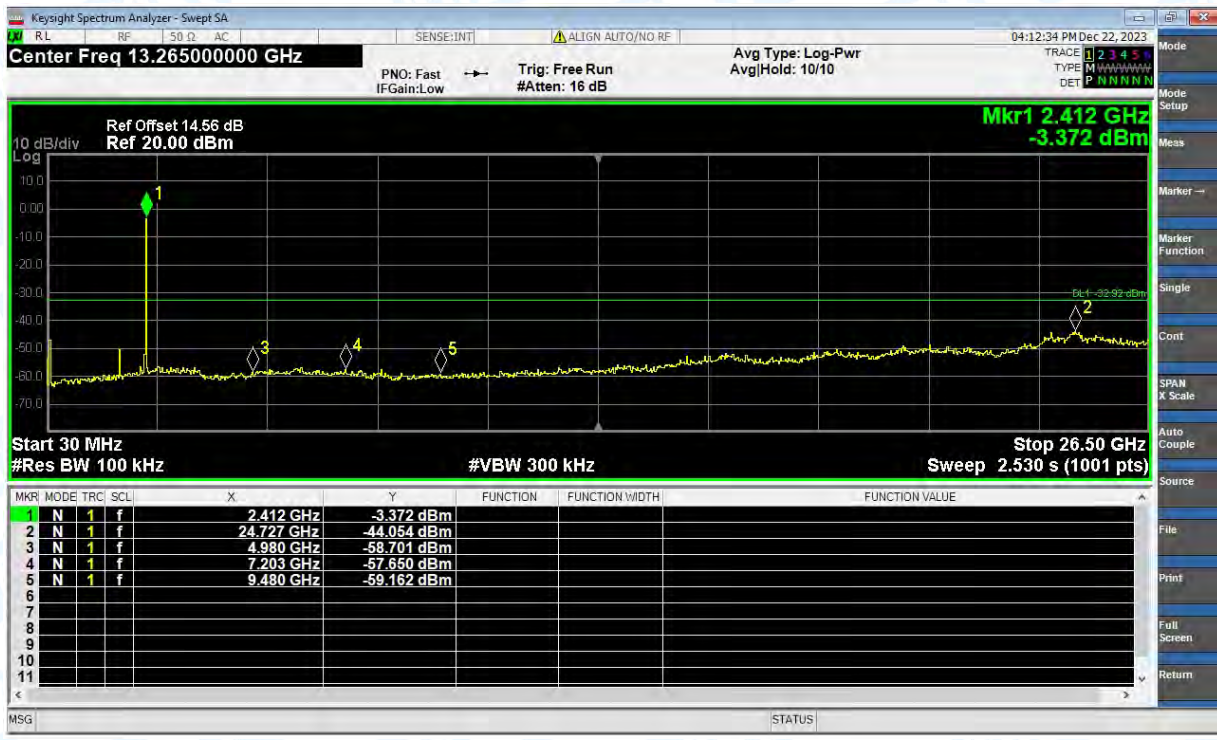
Tx. Spurious NVNT g 2462MHz Ant1 Emission



Tx. Spurious NVNT n(HT20) 2412MHz Ant1 Ref



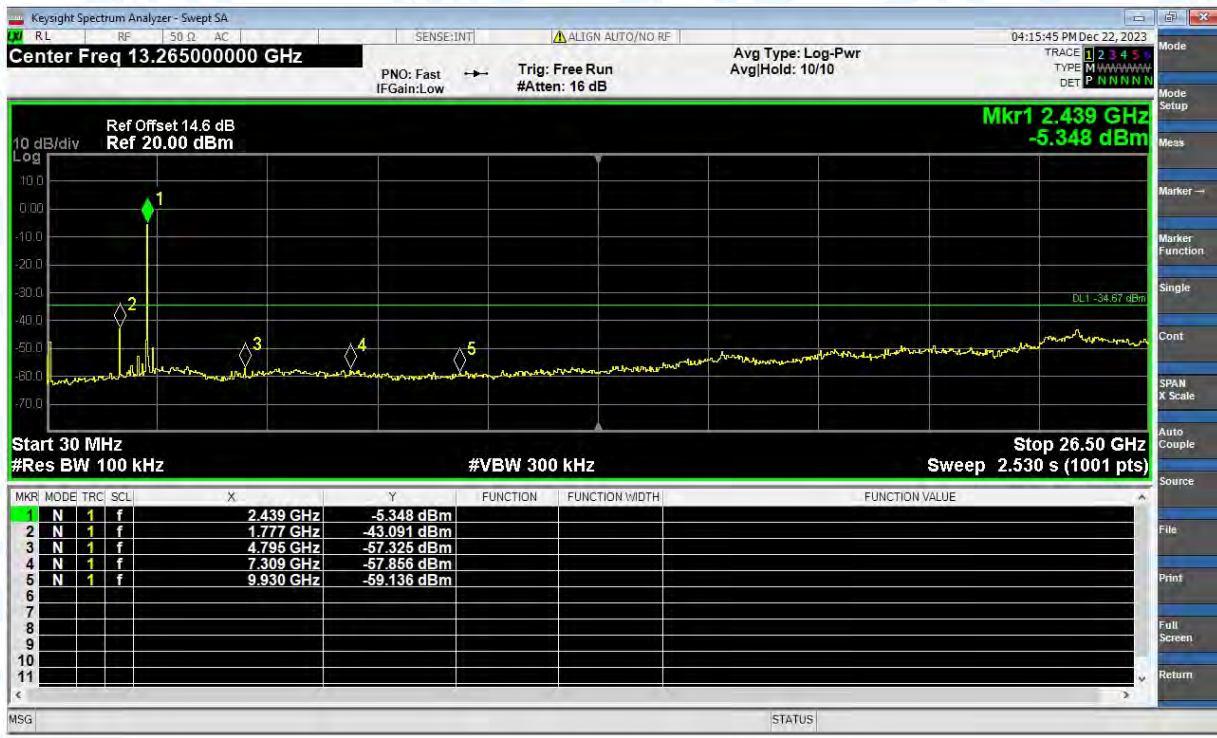
Tx. Spurious NVNT n(HT20) 2412MHz Ant1 Emission



Tx. Spurious NVNT n(HT20) 2437MHz Ant1 Ref



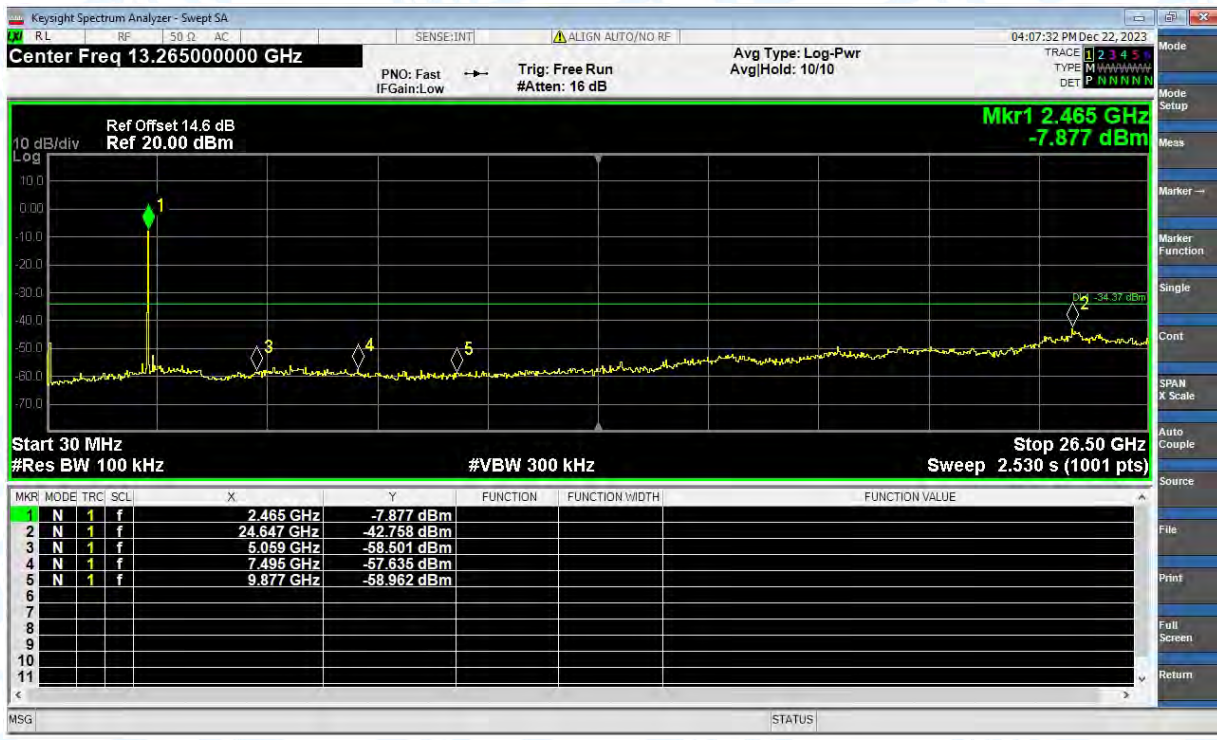
Tx. Spurious NVNT n(HT20) 2437MHz Ant1 Emission



Tx. Spurious NVNT n(HT20) 2462MHz Ant1 Ref



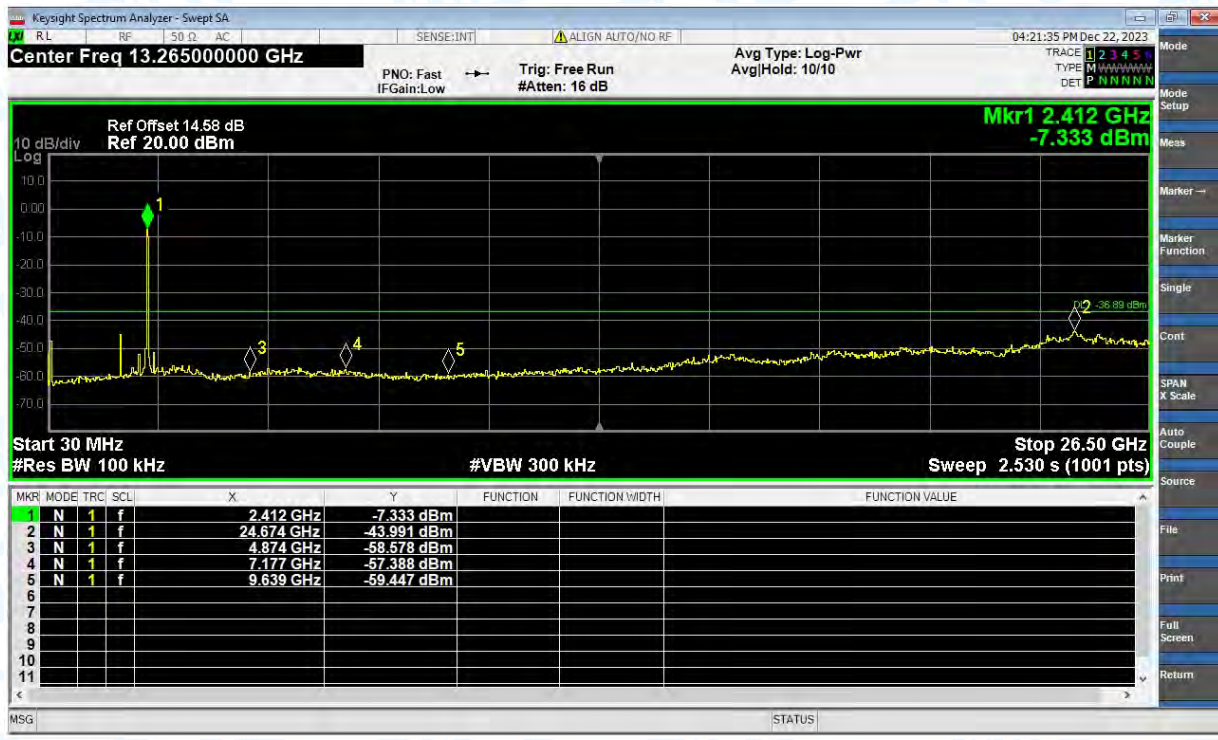
Tx. Spurious NVNT n(HT20) 2462MHz Ant1 Emission



Tx. Spurious NVNT n(HT40) 2422MHz Ant1 Ref



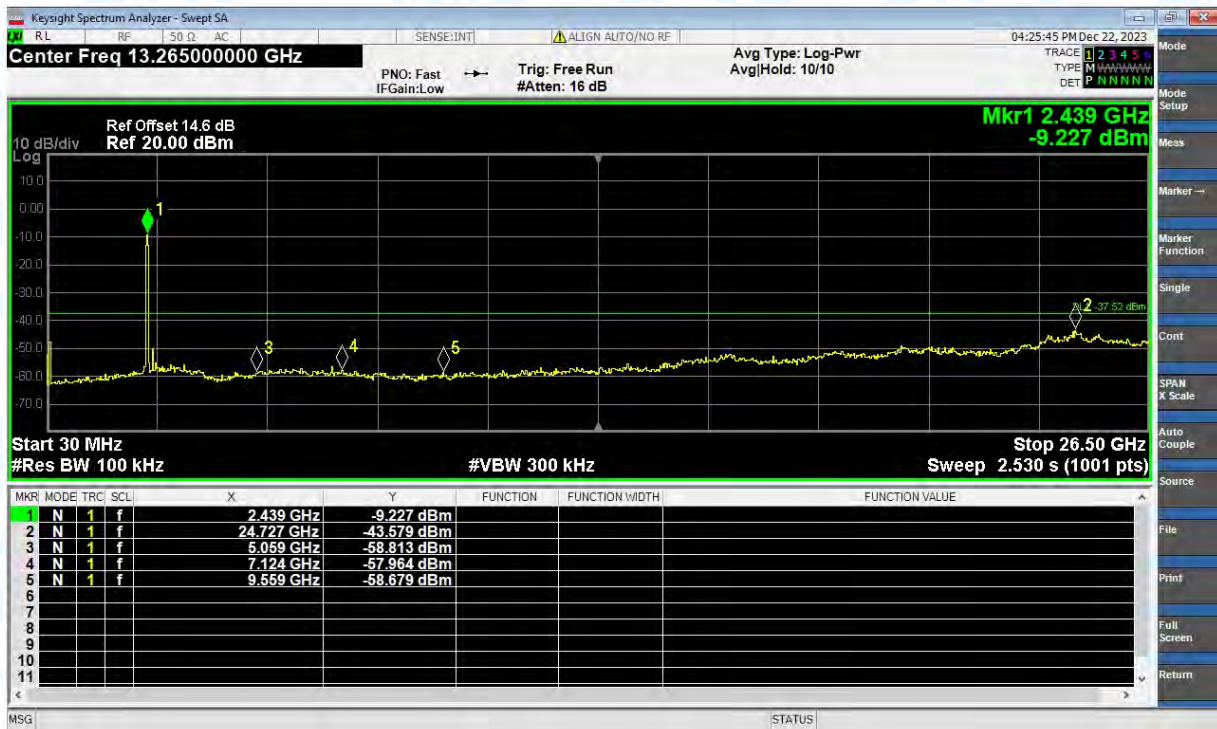
Tx. Spurious NVNT n(HT40) 2422MHz Ant1 Emission



Tx. Spurious NVNT n(HT40) 2437MHz Ant1 Ref



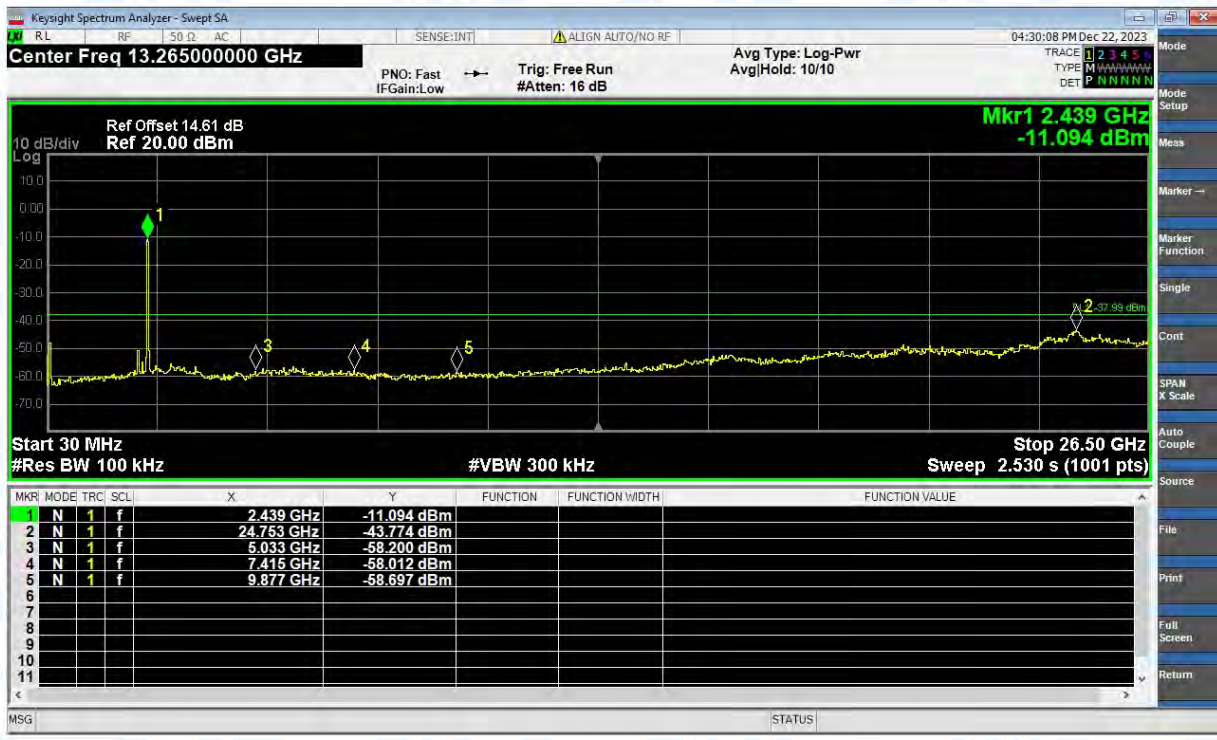
Tx. Spurious NVNT n(HT40) 2437MHz Ant1 Emission



Tx. Spurious NVNT n(HT40) 2452MHz Ant1 Ref



Tx. Spurious NVNT n(HT40) 2452MHz Ant1 Emission

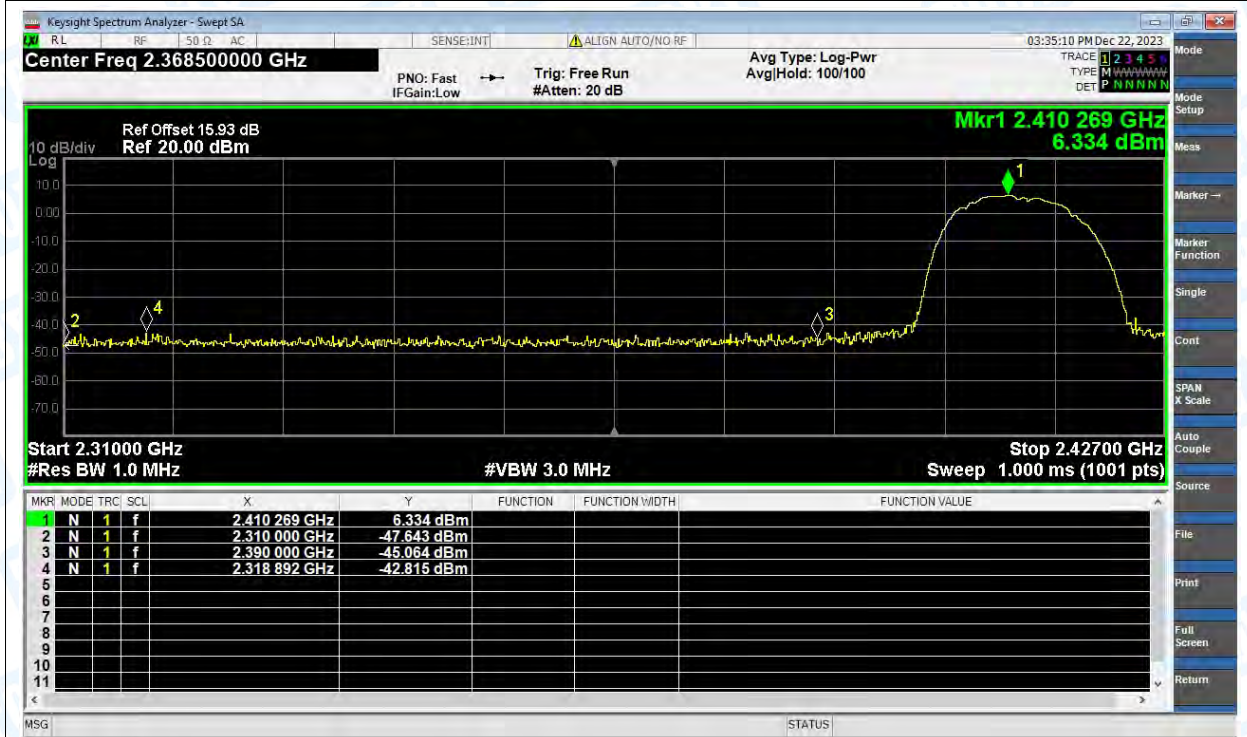


Restrict Band

Condition	Mode	Frequency (MHz)	Antenna	Spur Freq (MHz)	Power (dBm)	Gain (dBi)	E (dBuV/m)	Detector	Limit (dBuV/m)	Verdict
NVNT	b	2412	Ant1	2310	-47.64	2	49.62	Peak	74	Pass
NVNT	b	2412	Ant1	2310	-56.05	2	41.21	Average	54	Pass
NVNT	b	2412	Ant1	2318.892	-42.82	2	54.44	Peak	74	Pass
NVNT	b	2412	Ant1	2320.062	-53.11	2	44.15	Average	54	Pass
NVNT	b	2412	Ant1	2390	-45.06	2	52.2	Peak	74	Pass
NVNT	b	2412	Ant1	2390	-54.48	2	42.78	Average	54	Pass
NVNT	b	2462	Ant1	2483.5	-45.25	2	52.01	Peak	74	Pass
NVNT	b	2462	Ant1	2483.5	-54.39	2	42.87	Average	54	Pass
NVNT	b	2462	Ant1	2495.866	-42.96	2	54.3	Peak	74	Pass
NVNT	b	2462	Ant1	2484.312	-54.31	2	42.95	Average	54	Pass
NVNT	b	2462	Ant1	2500	-45.58	2	51.68	Peak	74	Pass
NVNT	b	2462	Ant1	2500	-55.08	2	42.18	Average	54	Pass
NVNT	g	2412	Ant1	2310	-46.32	2	50.94	Peak	74	Pass
NVNT	g	2412	Ant1	2310	-55.83	2	41.43	Average	54	Pass
NVNT	g	2412	Ant1	2311.638	-42.83	2	54.43	Peak	74	Pass
NVNT	g	2412	Ant1	2319.945	-51.6	2	45.66	Average	54	Pass
NVNT	g	2412	Ant1	2390	-46.4	2	50.86	Peak	74	Pass
NVNT	g	2412	Ant1	2390	-53.13	2	44.13	Average	54	Pass
NVNT	g	2462	Ant1	2483.5	-45.74	2	51.52	Peak	74	Pass
NVNT	g	2462	Ant1	2483.5	-53.83	2	43.43	Average	54	Pass
NVNT	g	2462	Ant1	2492.633	-43.43	2	53.83	Peak	74	Pass
NVNT	g	2462	Ant1	2485.001	-53.49	2	43.77	Average	54	Pass
NVNT	g	2462	Ant1	2500	-45.22	2	52.04	Peak	74	Pass
NVNT	g	2462	Ant1	2500	-54.42	2	42.84	Average	54	Pass
NVNT	n(HT20)	2412	Ant1	2310	-46.14	2	51.12	Peak	74	Pass
NVNT	n(HT20)	2412	Ant1	2310	-55.74	2	41.52	Average	54	Pass
NVNT	n(HT20)	2412	Ant1	2389.56	-42.53	2	54.73	Peak	74	Pass
NVNT	n(HT20)	2412	Ant1	2319.945	-51.79	2	45.47	Average	54	Pass
NVNT	n(HT20)	2412	Ant1	2390	-45.24	2	52.02	Peak	74	Pass
NVNT	n(HT20)	2412	Ant1	2390	-52.98	2	44.28	Average	54	Pass
NVNT	n(HT20)	2462	Ant1	2483.5	-46.98	2	50.28	Peak	74	Pass
NVNT	n(HT20)	2462	Ant1	2483.5	-53.42	2	43.84	Average	54	Pass
NVNT	n(HT20)	2462	Ant1	2484.365	-42.71	2	54.55	Peak	74	Pass
NVNT	n(HT20)	2462	Ant1	2483.517	-53.42	2	43.84	Average	54	Pass
NVNT	n(HT20)	2462	Ant1	2500	-46.24	2	51.02	Peak	74	Pass
NVNT	n(HT20)	2462	Ant1	2500	-54.52	2	42.74	Average	54	Pass
NVNT	n(HT40)	2422	Ant1	2310	-46.36	2	50.9	Peak	74	Pass
NVNT	n(HT40)	2422	Ant1	2310	-55.63	2	41.63	Average	54	Pass
NVNT	n(HT40)	2422	Ant1	2383.982	-40.97	2	56.29	Peak	74	Pass
NVNT	n(HT40)	2422	Ant1	2389.946	-49.58	2	47.68	Average	54	Pass
NVNT	n(HT40)	2422	Ant1	2390	-41.48	2	55.78	Peak	74	Pass
NVNT	n(HT40)	2422	Ant1	2390	-49.93	2	47.33	Average	54	Pass
NVNT	n(HT40)	2452	Ant1	2483.5	-42.54	2	54.72	Peak	74	Pass
NVNT	n(HT40)	2452	Ant1	2483.5	-51.01	2	46.25	Average	54	Pass
NVNT	n(HT40)	2452	Ant1	2486.038	-39.88	2	57.38	Peak	74	Pass
NVNT	n(HT40)	2452	Ant1	2483.932	-49.94	2	47.32	Average	54	Pass
NVNT	n(HT40)	2452	Ant1	2500	-45.35	2	51.91	Peak	74	Pass
NVNT	n(HT40)	2452	Ant1	2500	-54.03	2	43.23	Average	54	Pass

Test Graphs

Restrict Band NVNT b 2412MHz Ant1 Peak



Restrict Band NVNT b 2412MHz Ant1 Average



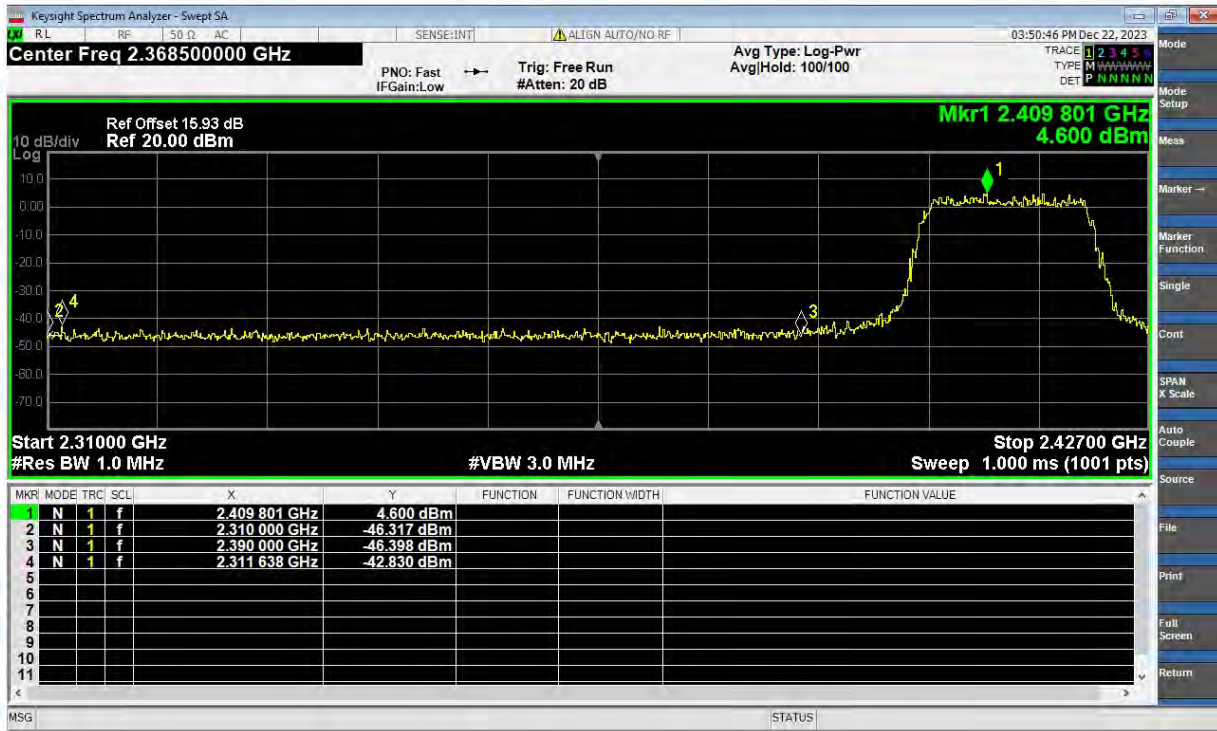
Restrict Band NVNT b 2462MHz Ant1 Peak



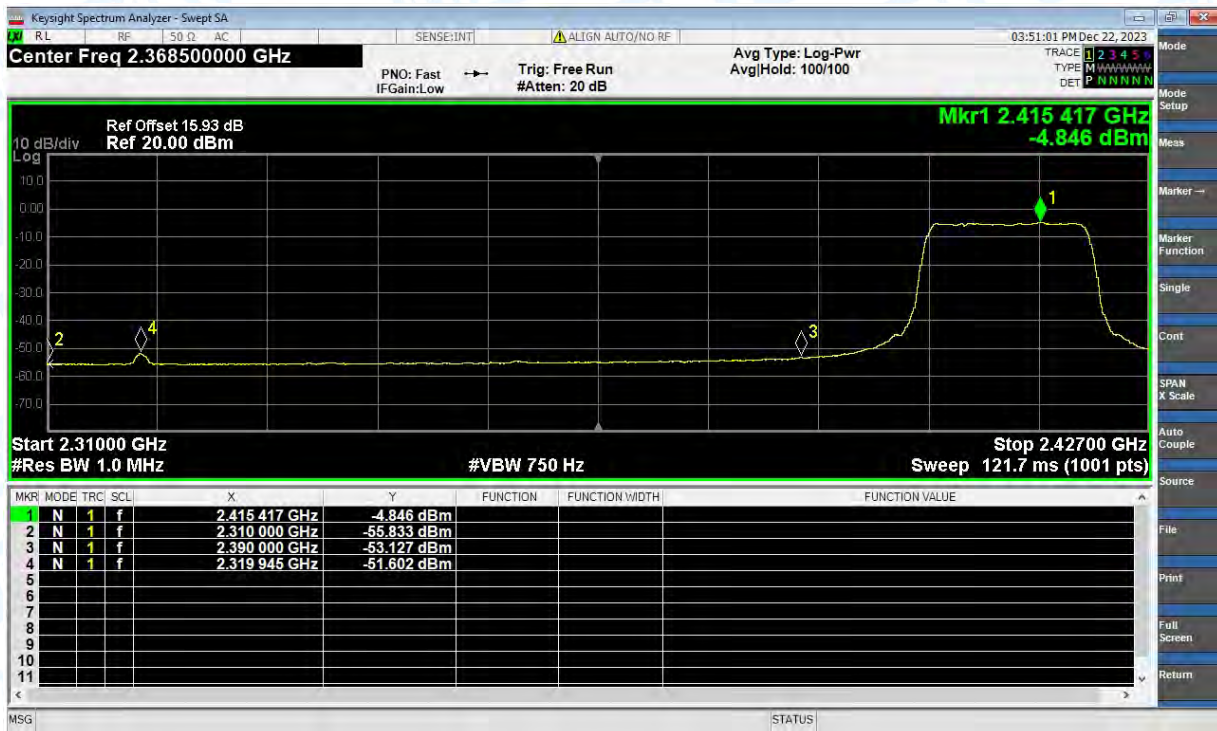
Restrict Band NVNT b 2462MHz Ant1 Average



Restrict Band NVNT g 2412MHz Ant1 Peak



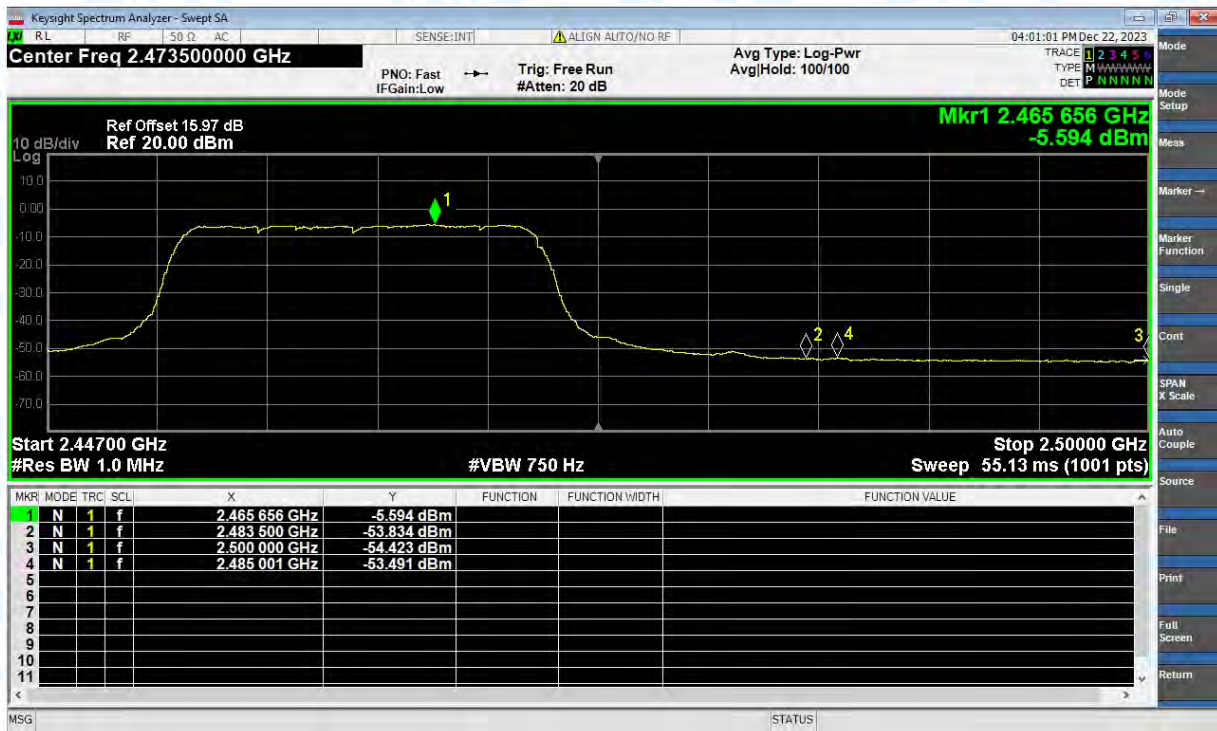
Restrict Band NVNT g 2412MHz Ant1 Average



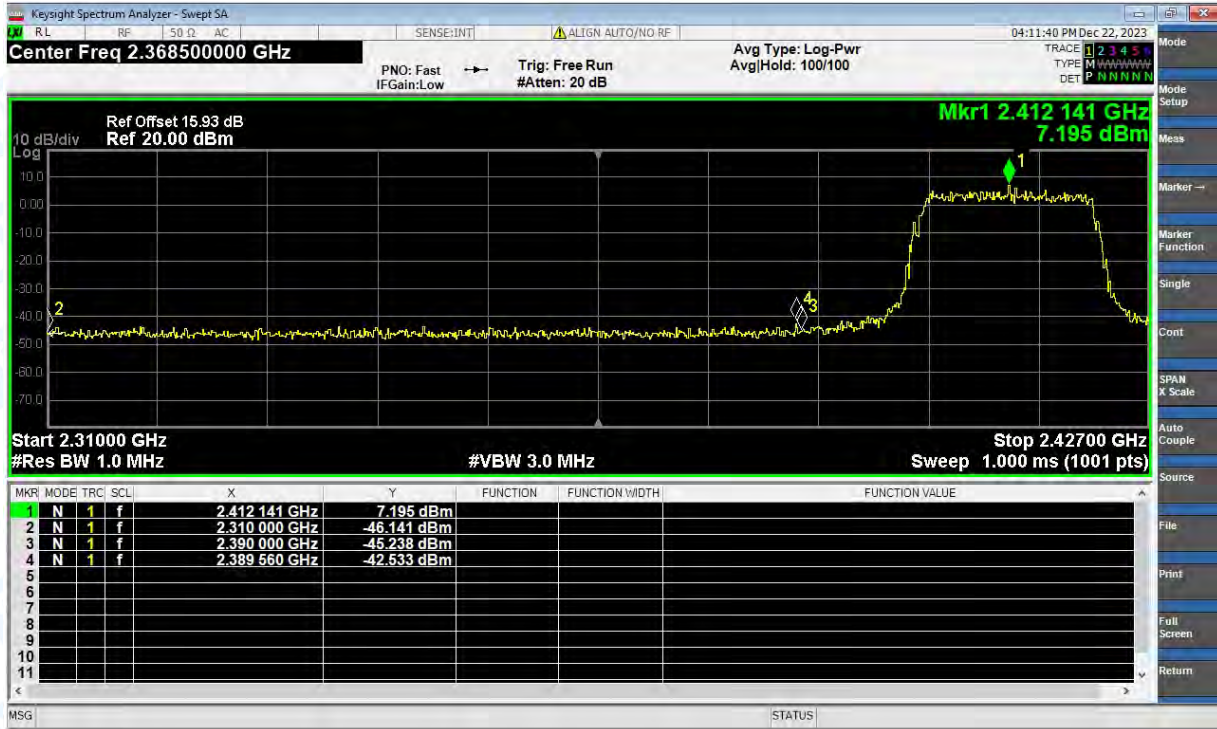
Restrict Band NVNT g 2462MHz Ant1 Peak



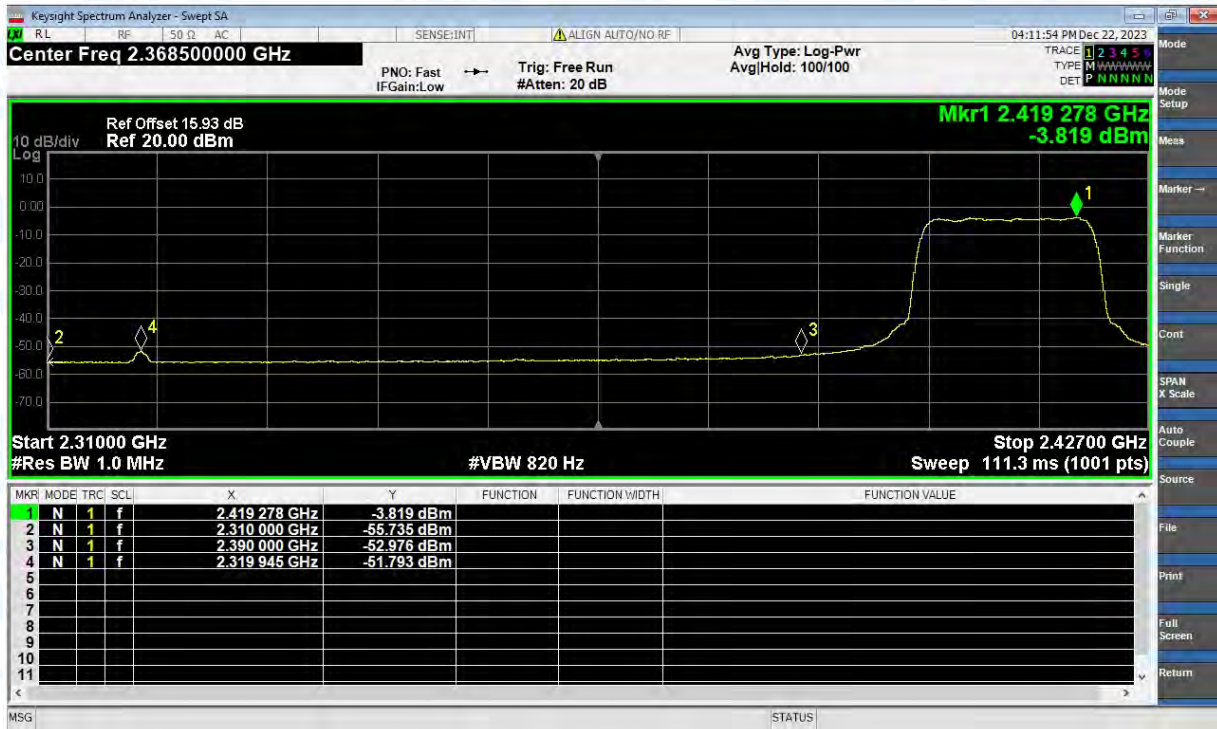
Restrict Band NVNT g 2462MHz Ant1 Average



Restrict Band NVNT n(HT20) 2412MHz Ant1 Peak



Restrict Band NVNT n(HT20) 2412MHz Ant1 Average



Restrict Band NVNT n(HT20) 2462MHz Ant1 Peak



Restrict Band NVNT n(HT20) 2462MHz Ant1 Average

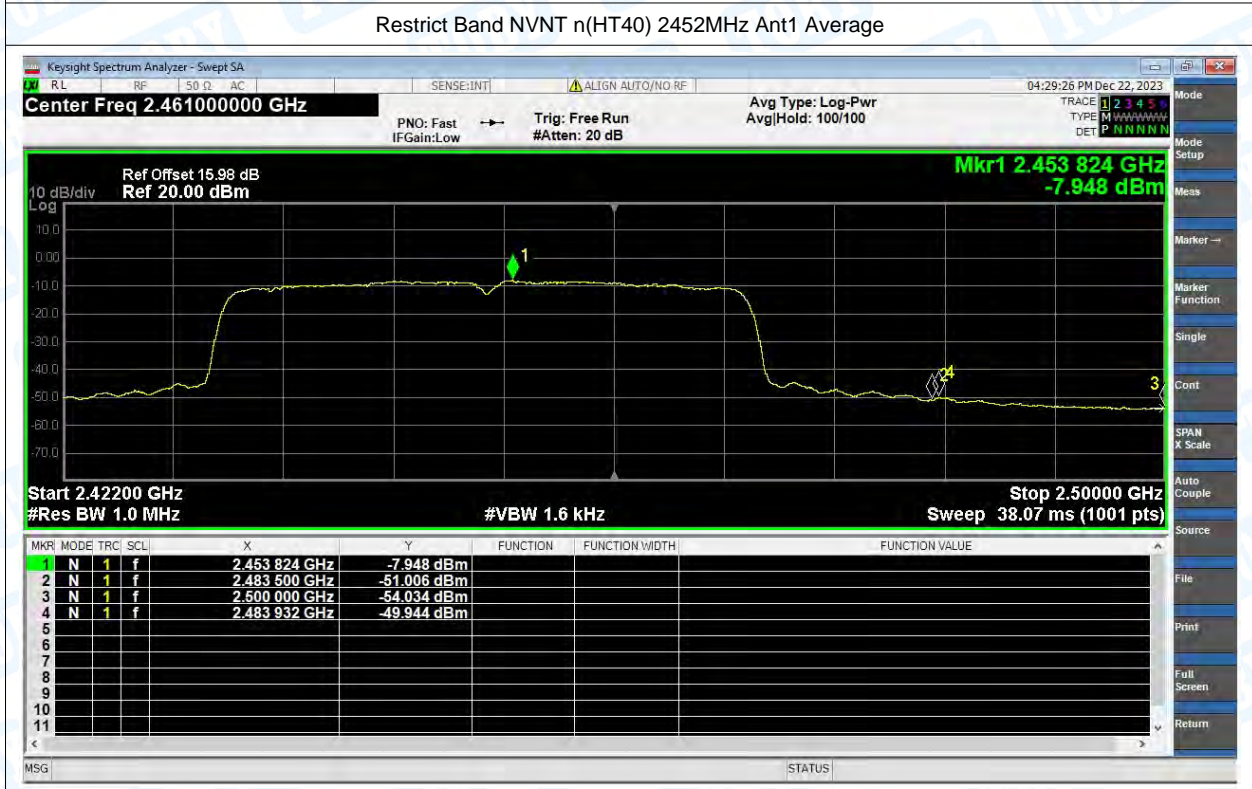
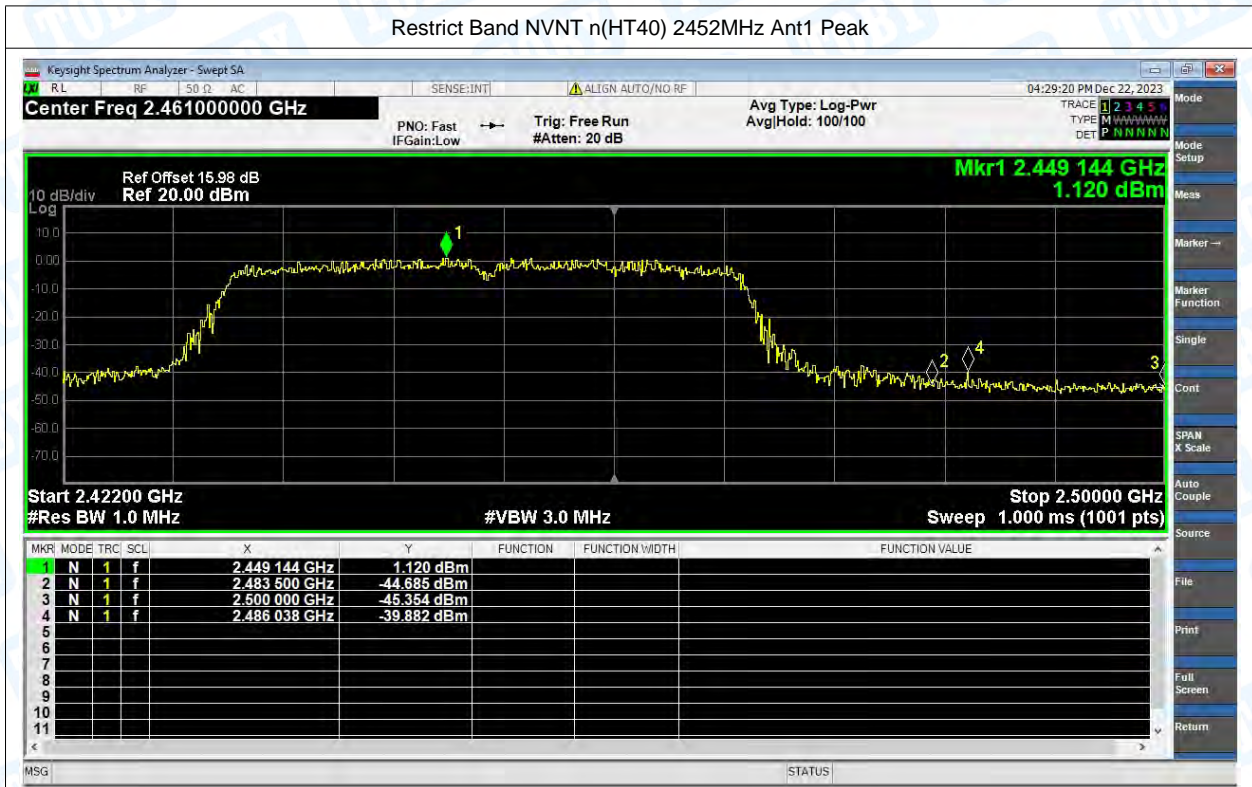


Restrict Band NVNT n(HT40) 2422MHz Ant1 Peak



Restrict Band NVNT n(HT40) 2422MHz Ant1 Average





-----END OF THE REPORT-----