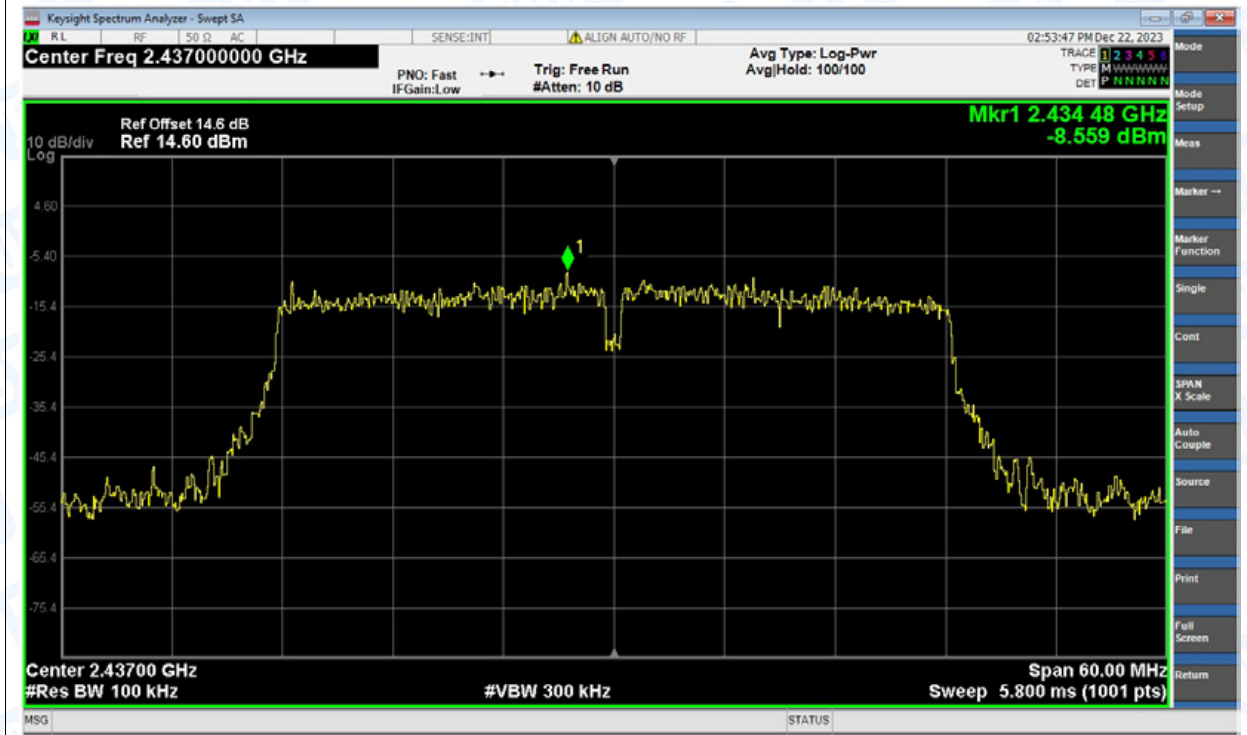
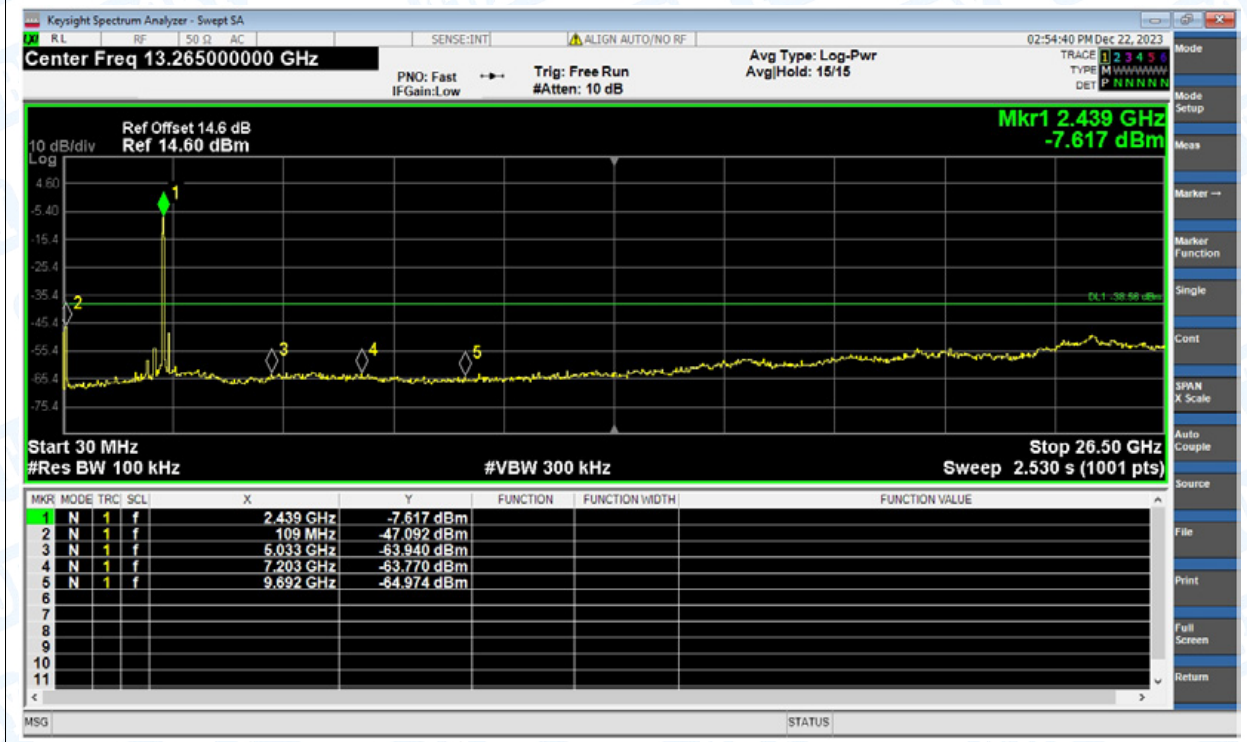


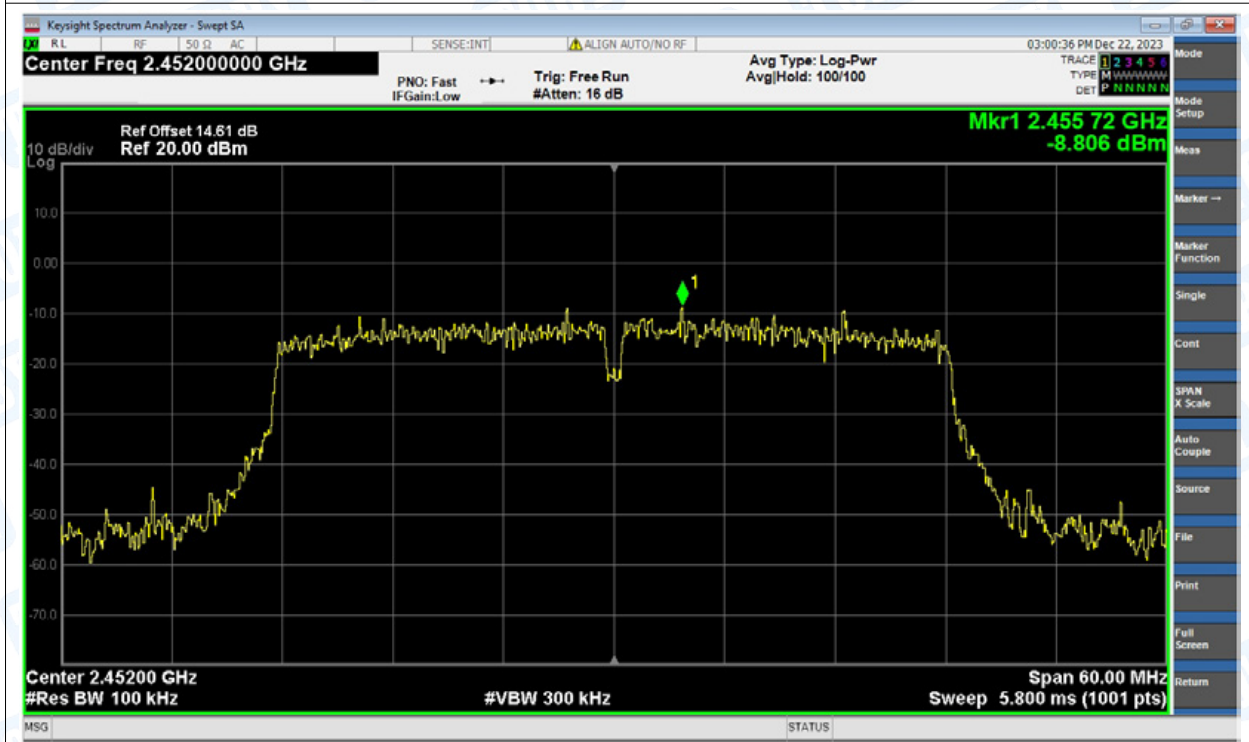
Tx. Spurious NVNT n(HT40) 2437MHz Ant1 Ref



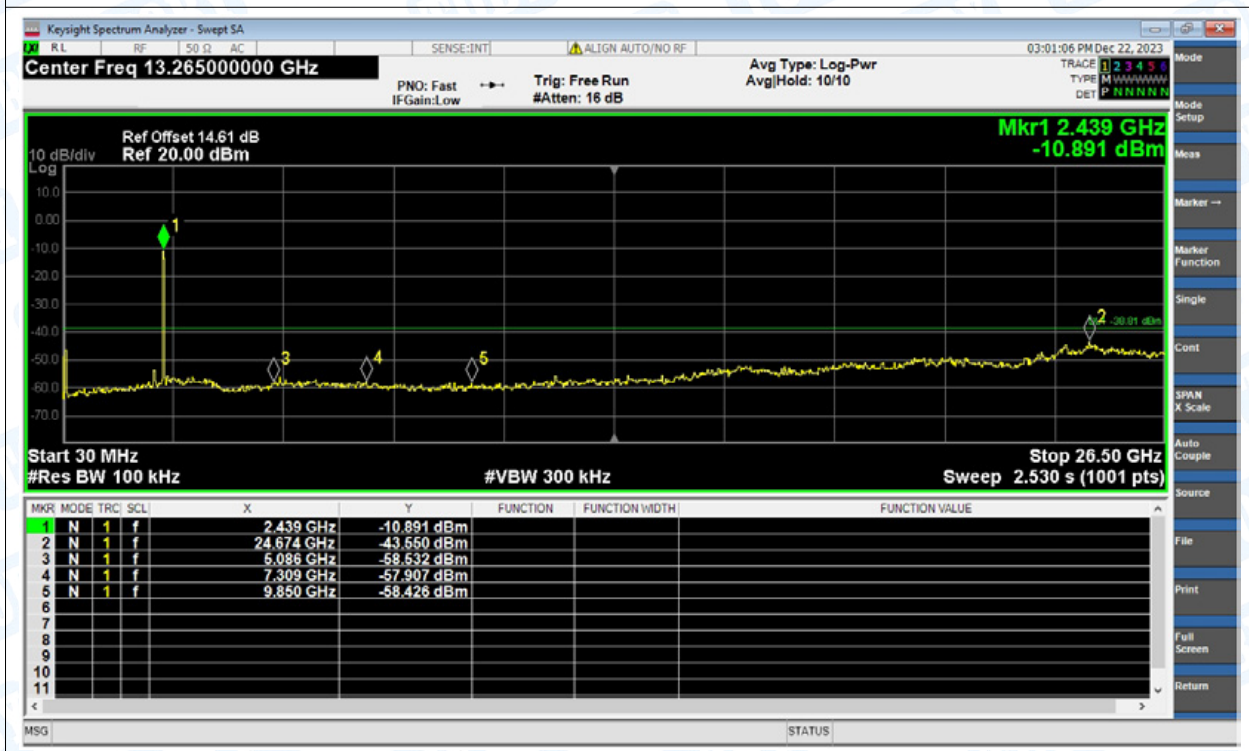
Tx. Spurious NVNT n(HT40) 2437MHz Ant1 Emission



Tx. Spurious NVNT n(HT40) 2452MHz Ant1 Ref



Tx. Spurious NVNT n(HT40) 2452MHz Ant1 Emission

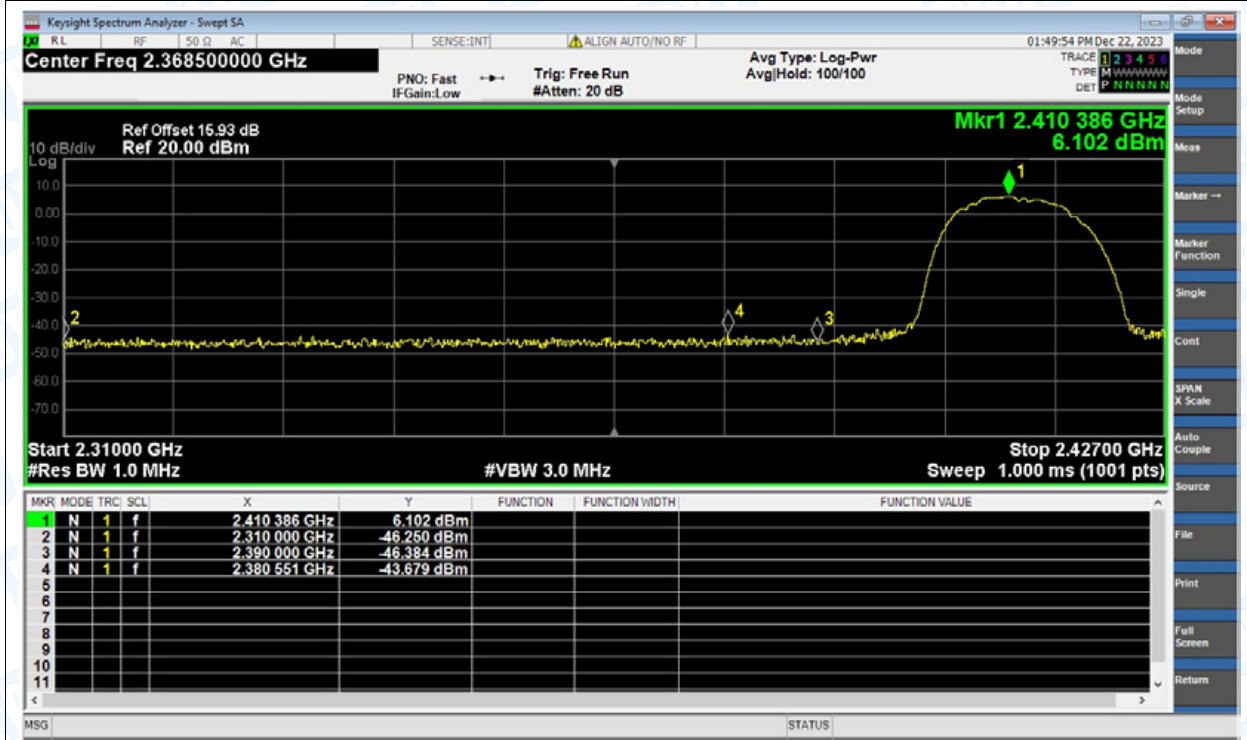


## Restrict Band

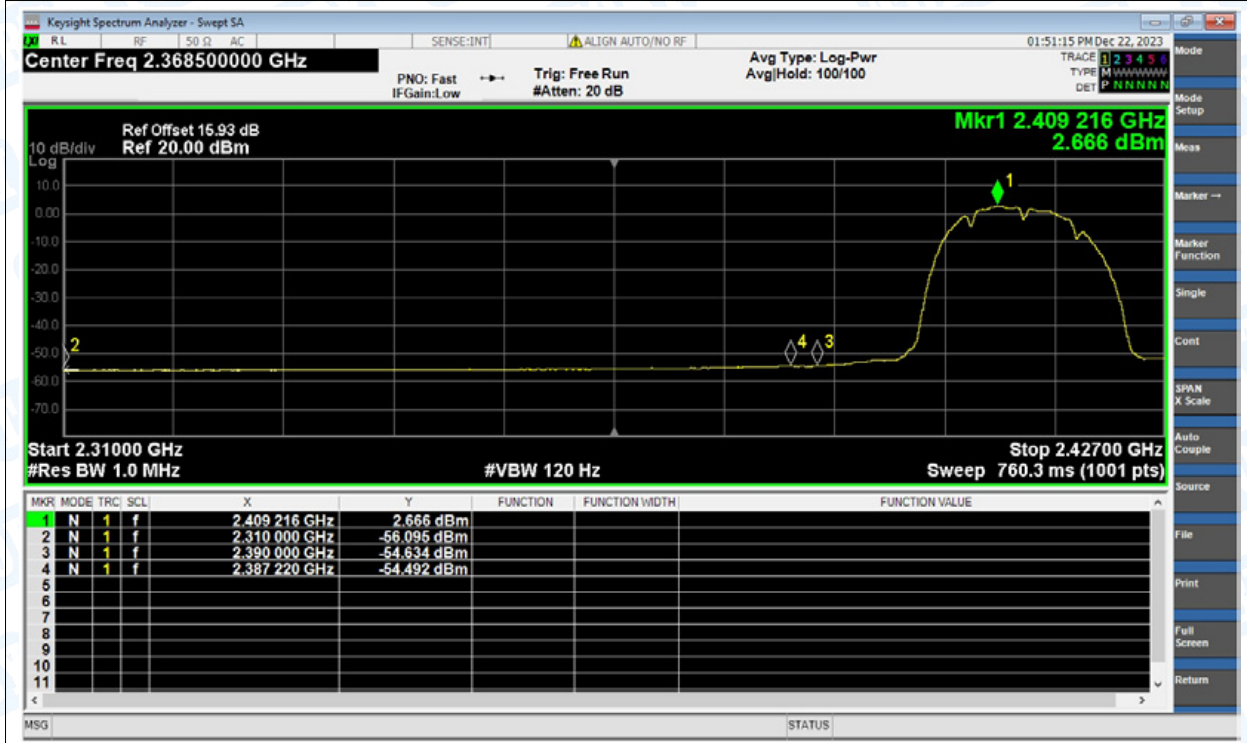
Condition	Mode	Frequency (MHz)	Antenna	Spur Freq (MHz)	Power (dBm)	Gain (dBi)	E (dBuV/m)	Detector	Limit (dBuV/m)	Verdict
NVNT	b	2412	Ant1	2310	-46.25	2	51.01	Peak	74	Pass
NVNT	b	2412	Ant1	2310	-56.09	2	41.17	Average	54	Pass
NVNT	b	2412	Ant1	2380.551	-43.68	2	53.58	Peak	74	Pass
NVNT	b	2412	Ant1	2387.22	-54.49	2	42.77	Average	54	Pass
NVNT	b	2412	Ant1	2390	-46.38	2	50.88	Peak	74	Pass
NVNT	b	2412	Ant1	2390	-54.63	2	42.63	Average	54	Pass
NVNT	b	2462	Ant1	2483.5	-46.04	2	51.22	Peak	74	Pass
NVNT	b	2462	Ant1	2483.5	-54.44	2	42.82	Average	54	Pass
NVNT	b	2462	Ant1	2497.986	-42.51	2	54.75	Peak	74	Pass
NVNT	b	2462	Ant1	2483.517	-54.44	2	42.82	Average	54	Pass
NVNT	b	2462	Ant1	2500	-45.64	2	51.62	Peak	74	Pass
NVNT	b	2462	Ant1	2500	-55.09	2	42.17	Average	54	Pass
NVNT	g	2412	Ant1	2310	-36.92	2	60.34	Peak	74	Pass
NVNT	g	2412	Ant1	2310	-46.02	2	51.24	Average	54	Pass
NVNT	g	2412	Ant1	2339.133	-33.45	2	63.81	Peak	74	Pass
NVNT	g	2412	Ant1	2389.209	-45.41	2	51.85	Average	54	Pass
NVNT	g	2412	Ant1	2390	-35.35	2	61.91	Peak	74	Pass
NVNT	g	2412	Ant1	2390	-45.61	2	51.65	Average	54	Pass
NVNT	g	2462	Ant1	2483.5	-42.67	2	54.59	Peak	74	Pass
NVNT	g	2462	Ant1	2483.5	-53.88	2	43.38	Average	54	Pass
NVNT	g	2462	Ant1	2486.644	-42.54	2	54.72	Peak	74	Pass
NVNT	g	2462	Ant1	2483.888	-53.69	2	43.57	Average	54	Pass
NVNT	g	2462	Ant1	2500	-46.44	2	50.82	Peak	74	Pass
NVNT	g	2462	Ant1	2500	-54.31	2	42.95	Average	54	Pass
NVNT	n(HT20)	2412	Ant1	2310	-46	2	51.26	Peak	74	Pass
NVNT	n(HT20)	2412	Ant1	2310	-55.86	2	41.4	Average	54	Pass
NVNT	n(HT20)	2412	Ant1	2327.901	-43.38	2	53.88	Peak	74	Pass
NVNT	n(HT20)	2412	Ant1	2388.975	-53.48	2	43.78	Average	54	Pass
NVNT	n(HT20)	2412	Ant1	2390	-44.49	2	52.77	Peak	74	Pass
NVNT	n(HT20)	2412	Ant1	2390	-53.37	2	43.89	Average	54	Pass
NVNT	n(HT20)	2462	Ant1	2483.5	-43.55	2	53.71	Peak	74	Pass
NVNT	n(HT20)	2462	Ant1	2483.5	-53.46	2	43.8	Average	54	Pass
NVNT	n(HT20)	2462	Ant1	2483.676	-41.95	2	55.31	Peak	74	Pass
NVNT	n(HT20)	2462	Ant1	2483.57	-53.43	2	43.83	Average	54	Pass
NVNT	n(HT20)	2462	Ant1	2500	-45.69	2	51.57	Peak	74	Pass
NVNT	n(HT20)	2462	Ant1	2500	-54.49	2	42.77	Average	54	Pass
NVNT	n(HT40)	2422	Ant1	2310	-45.47	2	51.79	Peak	74	Pass
NVNT	n(HT40)	2422	Ant1	2310	-55.5	2	41.76	Average	54	Pass
NVNT	n(HT40)	2422	Ant1	2389.946	-40.2	2	57.06	Peak	74	Pass
NVNT	n(HT40)	2422	Ant1	2389.804	-49.87	2	47.39	Average	54	Pass
NVNT	n(HT40)	2422	Ant1	2390	-40.15	2	57.11	Peak	74	Pass
NVNT	n(HT40)	2422	Ant1	2390	-49.73	2	47.53	Average	54	Pass
NVNT	n(HT40)	2452	Ant1	2483.5	-43.99	2	53.27	Peak	74	Pass
NVNT	n(HT40)	2452	Ant1	2483.5	-50.91	2	46.35	Average	54	Pass
NVNT	n(HT40)	2452	Ant1	2484.01	-39.65	2	57.61	Peak	74	Pass
NVNT	n(HT40)	2452	Ant1	2484.166	-50.28	2	46.98	Average	54	Pass
NVNT	n(HT40)	2452	Ant1	2500	-46.61	2	50.65	Peak	74	Pass
NVNT	n(HT40)	2452	Ant1	2500	-54	2	43.26	Average	54	Pass

Test Graphs

Restrict Band NVNT b 2412MHz Ant1 Peak



Restrict Band NVNT b 2412MHz Ant1 Average



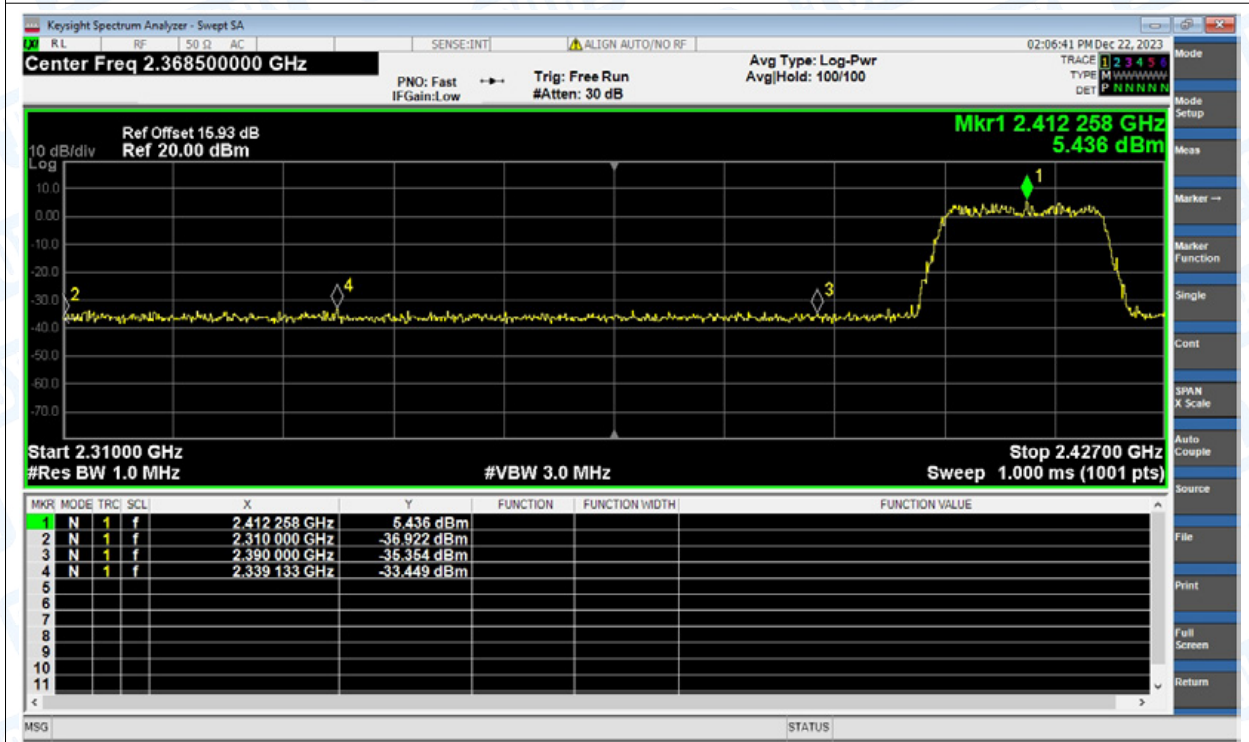
Restrict Band NVNT b 2462MHz Ant1 Peak



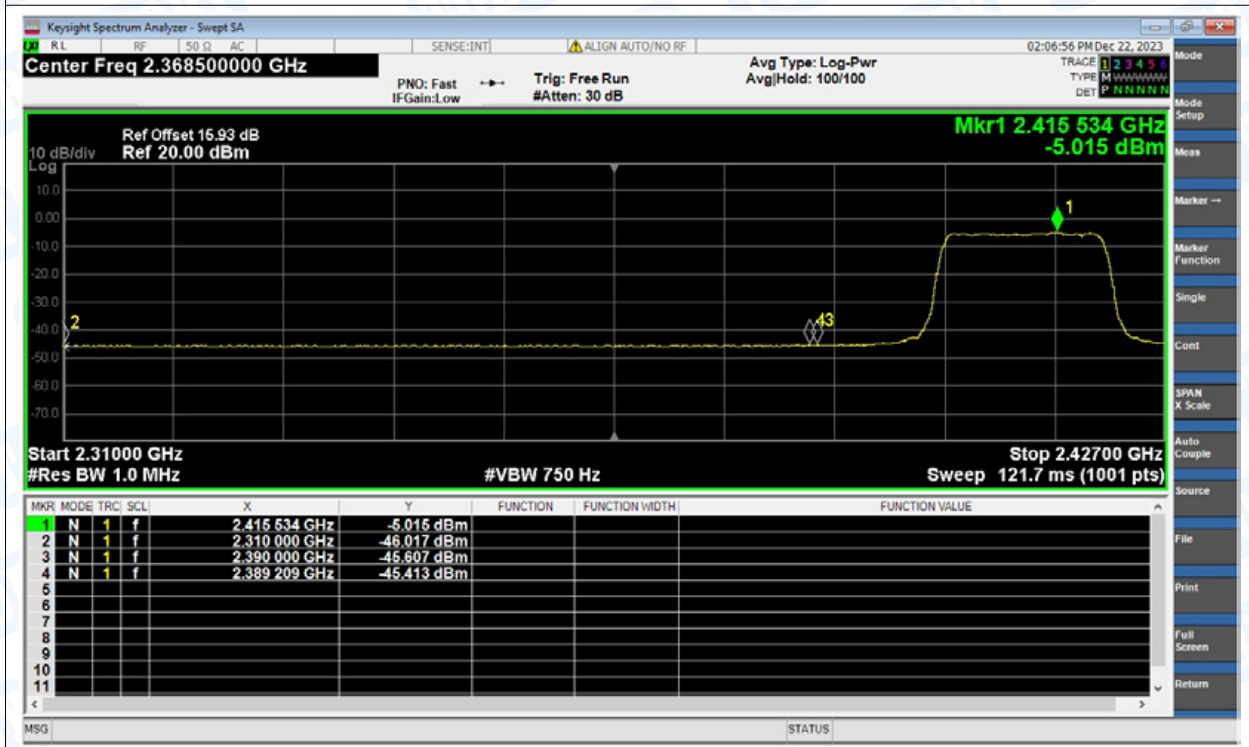
Restrict Band NVNT b 2462MHz Ant1 Average



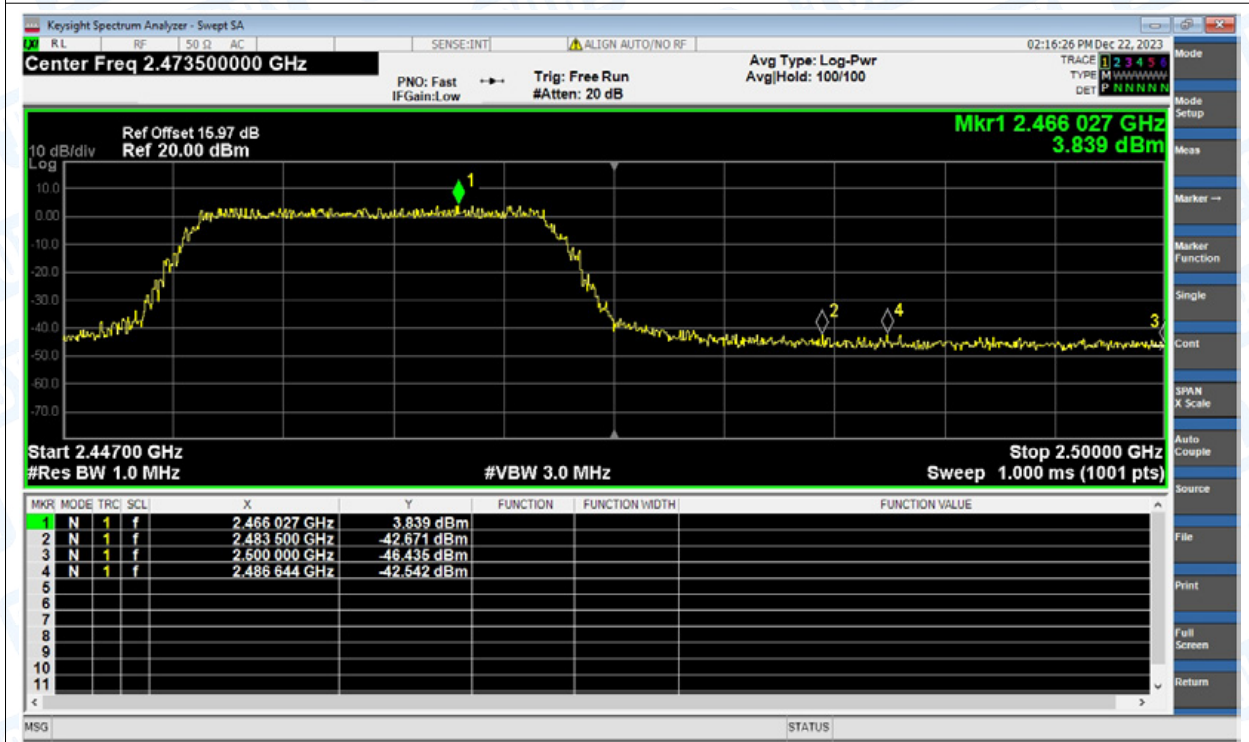
Restrict Band NVNT g 2412MHz Ant1 Peak



Restrict Band NVNT g 2412MHz Ant1 Average



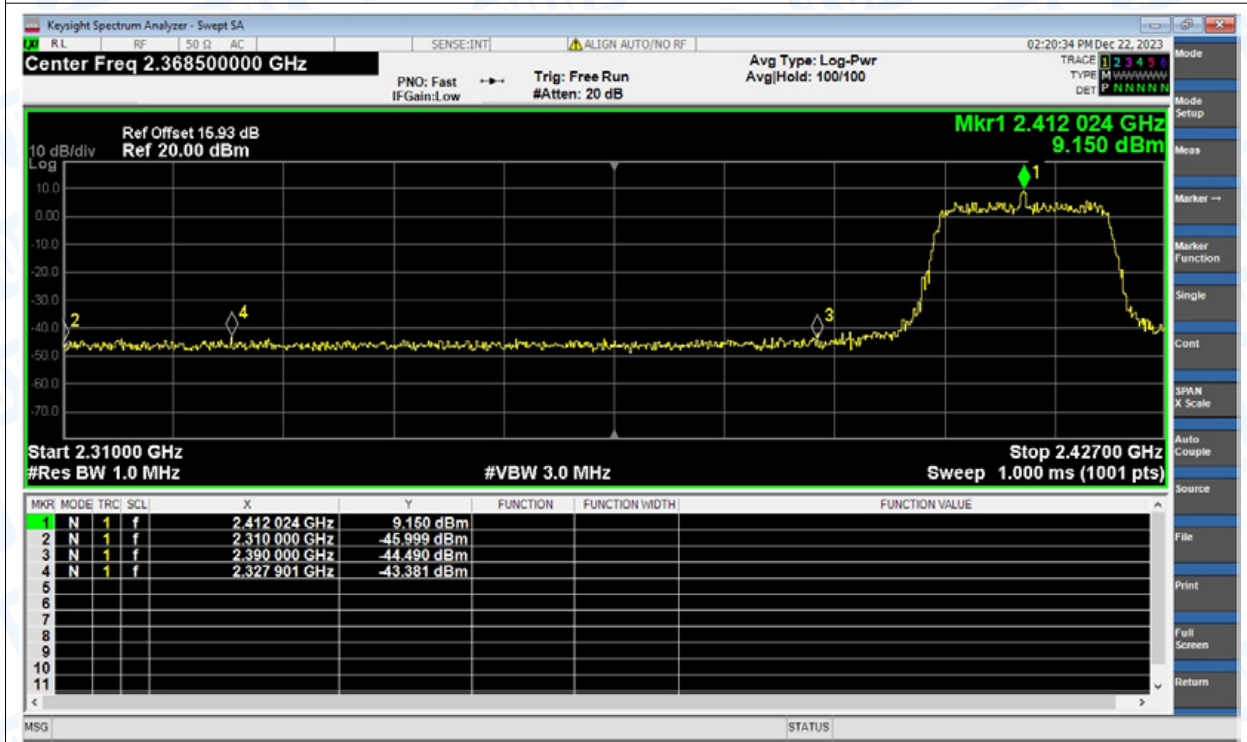
Restrict Band NVNT g 2462MHz Ant1 Peak



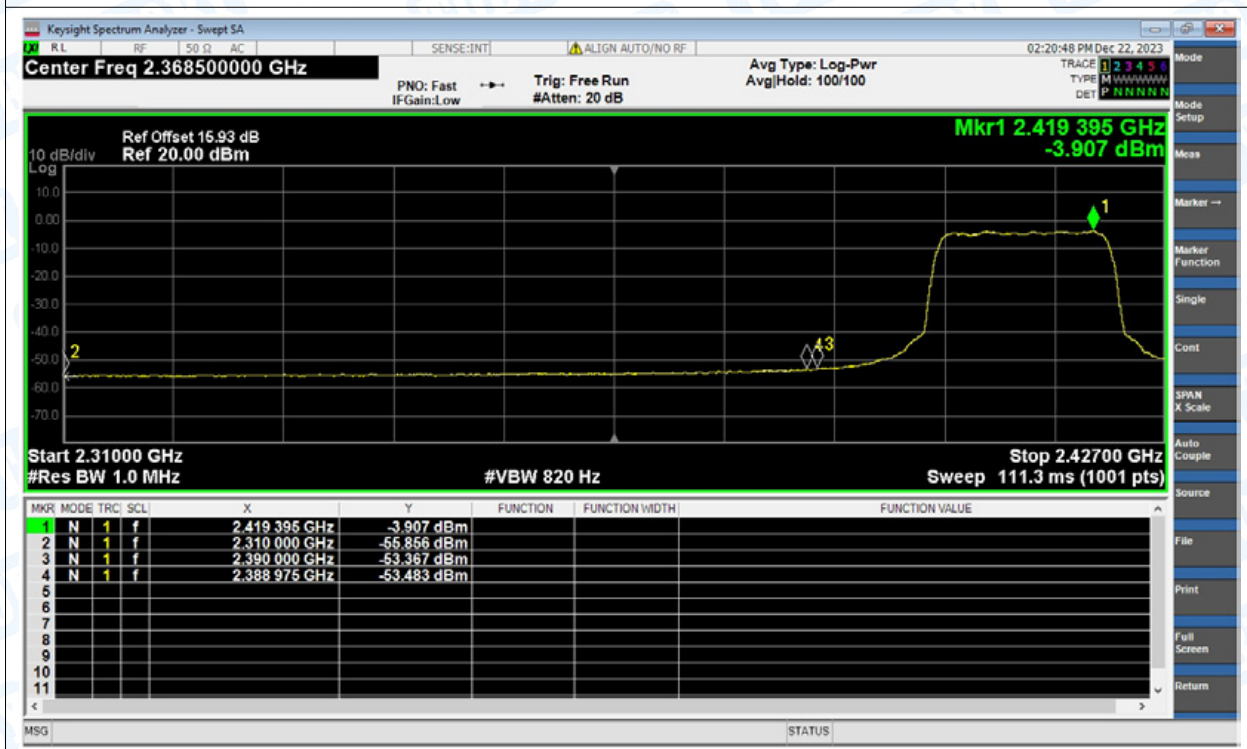
Restrict Band NVNT g 2462MHz Ant1 Average



Restrict Band NVNT n(HT20) 2412MHz Ant1 Peak



Restrict Band NVNT n(HT20) 2412MHz Ant1 Average

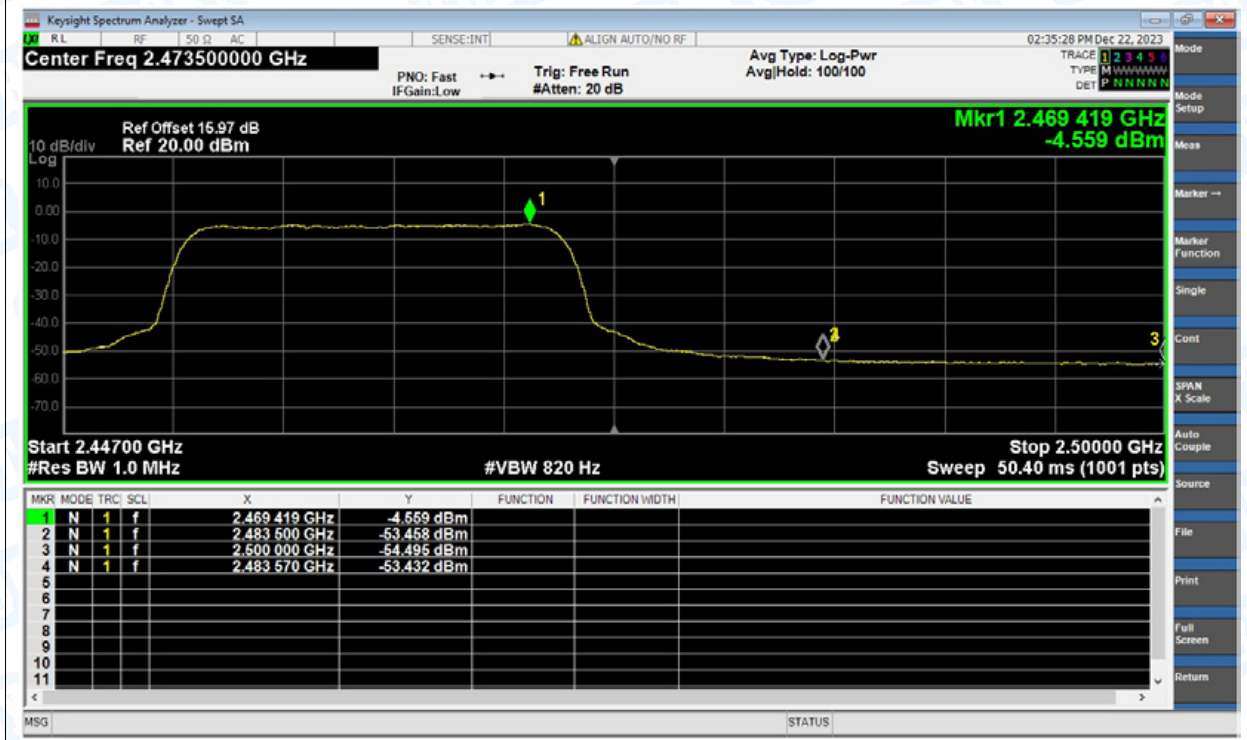




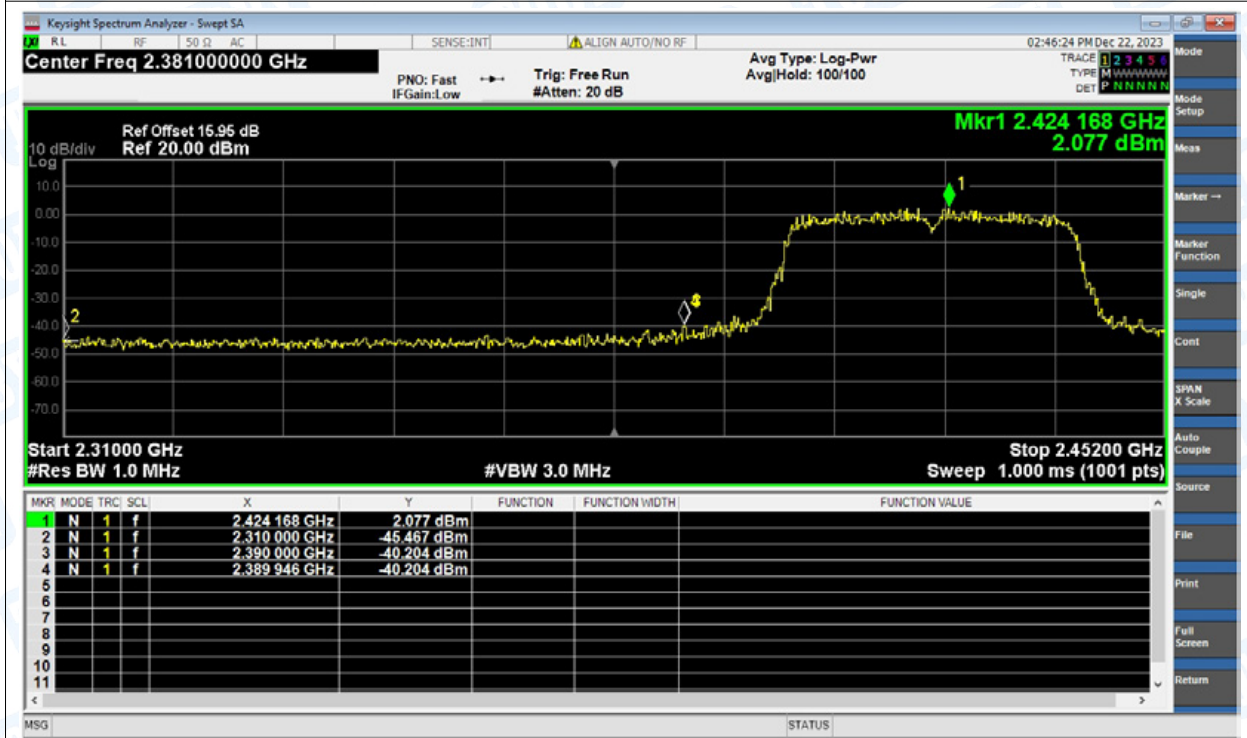
Restrict Band NVNT n(HT20) 2462MHz Ant1 Peak



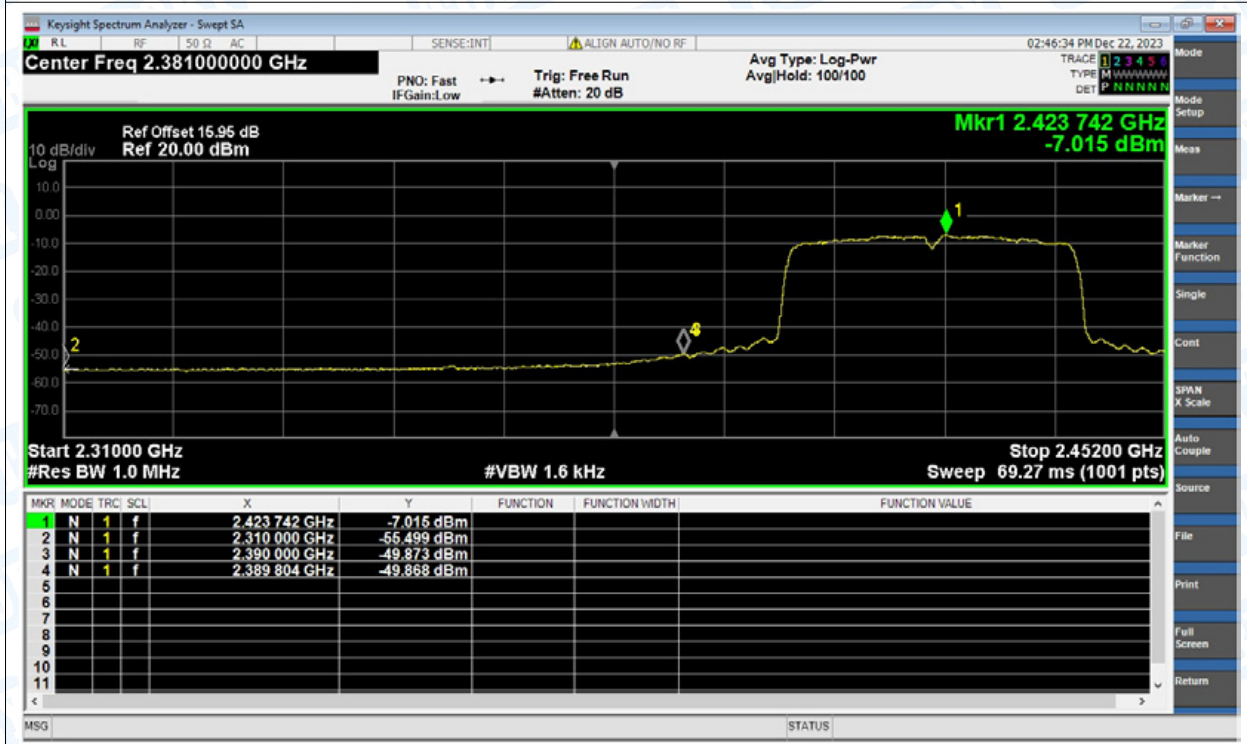
Restrict Band NVNT n(HT20) 2462MHz Ant1 Average



Restrict Band NVNT n(HT40) 2422MHz Ant1 Peak



Restrict Band NVNT n(HT40) 2422MHz Ant1 Average



Restrict Band NVNT n(HT40) 2452MHz Ant1 Peak



Restrict Band NVNT n(HT40) 2452MHz Ant1 Average



-----END OF THE REPORT-----