

Appendix A

Report No.:	CISRR240312047
FCC ID:	2A8SL-COKE-T12
Product Name:	Wireless Bluetooth earphones
Model No.:	Coke T12
Test Engineer:	Lucas Huang
Supervised by:	Rory Huang

1) Conducted Peak Output Power

Test Result

Left

Modulation	Packet Type	Channel	Peak Output Power (dBm)	Peak Output Power (mW)	Limit (dBm)	Result
GFSK	DH5	0	-3.320	0.466	30	PASS
		39	-1.971	0.635		PASS
		78	-2.589	0.551		PASS
$\pi/4$ DQPSK	2-DH5	0	-1.576	0.696	20.97	PASS
		39	-2.052	0.623		PASS
		78	-2.341	0.583		PASS
8DPSK	3-DH5	0	-1.524	0.704		PASS
		39	-2.084	0.619		PASS
		78	-2.599	0.550		PASS

Right

Modulation	Packet Type	Channel	Peak Output Power (dBm)	Peak Output Power (mW)	Limit (dBm)	Result
GFSK	DH5	0	-1.037	0.788	30	PASS
		39	-1.983	0.633		PASS
		78	-1.991	0.632		PASS
$\pi/4$ DQPSK	2-DH5	0	-0.995	0.795	20.97	PASS
		39	-2.087	0.619		PASS
		78	-2.046	0.624		PASS
8DPSK	3-DH5	0	-1.028	0.789		PASS
		39	-1.994	0.632		PASS
		78	-2.025	0.627		PASS

2) 99% Bandwidth

Test Result

Left

Modulation	Channel	99% BW (MHz)
GFSK	0	0.90780
	39	0.90720
	78	0.89720
$\pi/4$ DQPSK	0	1.2000
	39	1.1910
	78	1.1960
8DPSK	0	1.1980
	39	1.2070
	78	1.2100

Test Graphs

GFSK_DH5_Channel 0

Type	Ref	Trc	X-value	Y-value	Function	Function Result
M1	1		2.402 GHz	-10.29 dBm		
T1	1		2.4015507 GHz	-25.06 dBm	Occ Bw	907.8 kHz
T2	1		2.4024585 GHz	-26.22 dBm		

$\pi/4$ DQPSK_2-DH5_Channel 0

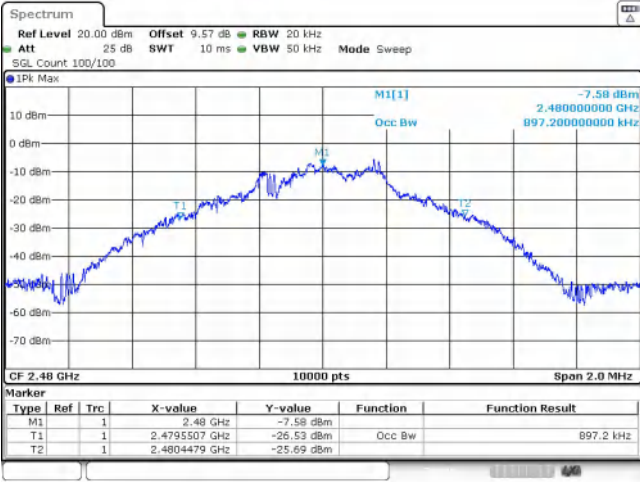
Type	Ref	Trc	X-value	Y-value	Function	Function Result
M1	1		2.402 GHz	-11.40 dBm		
T1	1		2.4014145 GHz	-25.08 dBm	Occ Bw	1.2 MHz
T2	1		2.4026145 GHz	-22.81 dBm		

GFSK_DH5_Channel 39

Type	Ref	Trc	X-value	Y-value	Function	Function Result
M1	1		2.441 GHz	-7.92 dBm		
T1	1		2.4405399 GHz	-23.76 dBm	Occ Bw	907.2 kHz
T2	1		2.4414471 GHz	-26.97 dBm		

$\pi/4$ DQPSK_2-DH5_Channel 39

Type	Ref	Trc	X-value	Y-value	Function	Function Result
M1	1		2.441 GHz	-16.35 dBm		
T1	1		2.4404227 GHz	-26.66 dBm	Occ Bw	1.191 MHz
T2	1		2.4416137 GHz	-24.81 dBm		



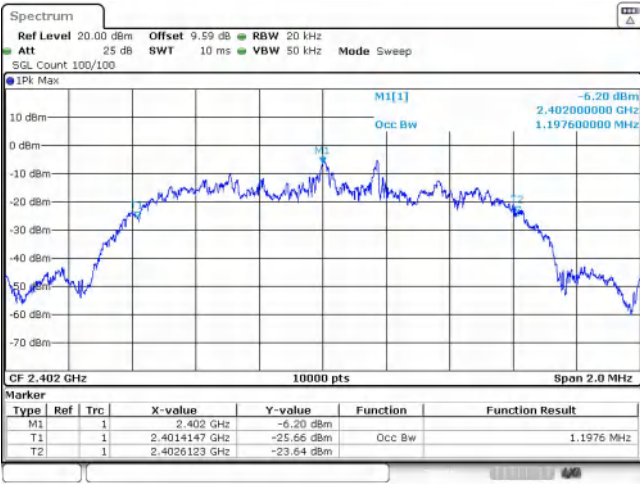
Date: 26.MAR.2024 20:10:28

GFSK_DH5_Channel 78



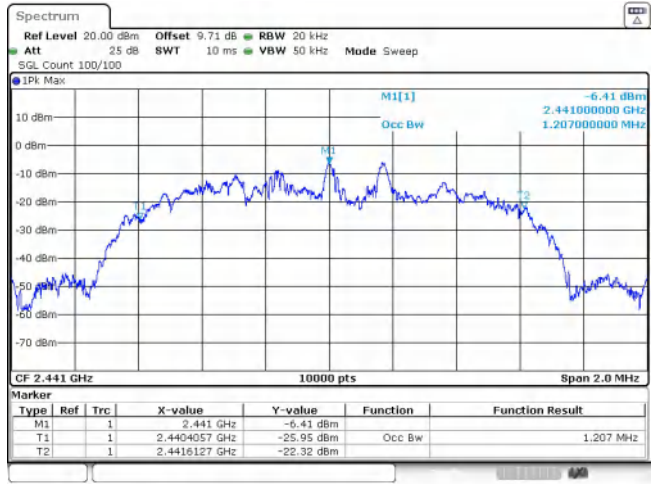
Date: 26.MAR.2024 21:10:55

$\pi/4$ QPSK_2-DH5_Channel 78



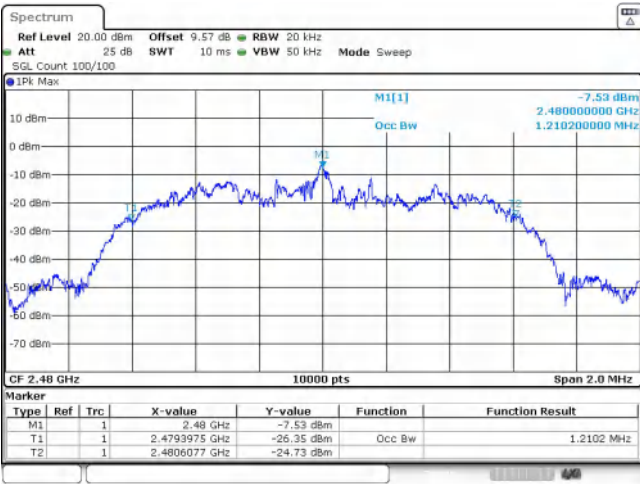
Date: 26.MAR.2024 20:21:19

8DPSK_3-DH5_Channel 0



Date: 26.MAR.2024 20:23:35

8DPSK_3-DH5_Channel 39



Date: 26.MAR.2024 20:26:06

8DPSK_3-DH5_Channel 78

Right

Modulation	Channel	99% BW (MHz)
GFSK	0	0.89460
	39	0.90760
	78	0.90300
$\pi/4$ DQPSK	0	1.1900
	39	1.1790
	78	1.1870
8DPSK	0	1.1990
	39	1.1880
	78	1.1980

Test Graphs

GFSK_DH5_Channel 0

Type	Ref	Trc	X-value	Y-value	Function	Function Result
M1	1		2.402 GHz	-5.58 dBm		
T1	1		2.4015581 GHz	-24.36 dBm	Occ Bw	894.6 kHz
T2	1		2.4024527 GHz	-23.37 dBm		

Date: 14.MAR.2024 21:12:30

$\pi/4$ DQPSK_2-DH5_Channel 0

Type	Ref	Trc	X-value	Y-value	Function	Function Result
M1	1		2.402 GHz	-11.25 dBm		
T1	1		2.4014275 GHz	-26.07 dBm	Occ Bw	1.1896 MHz
T2	1		2.4026171 GHz	-22.64 dBm		

Date: 14.MAR.2024 21:19:04

GFSK_DH5_Channel 39

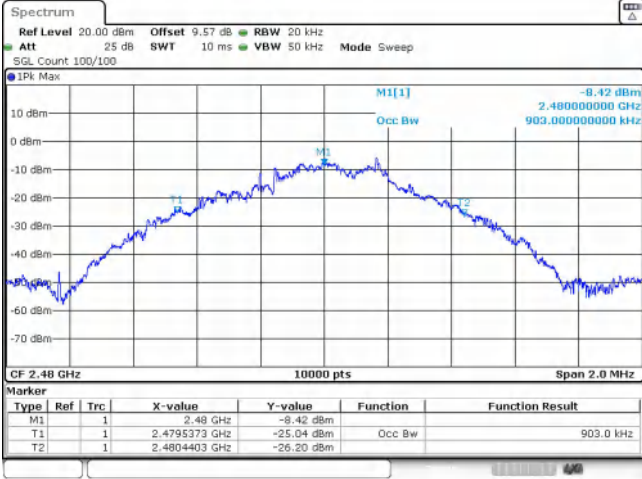
Type	Ref	Trc	X-value	Y-value	Function	Function Result
M1	1		2.441 GHz	-9.57 dBm		
T1	1		2.4405409 GHz	-23.91 dBm	Occ Bw	907.6 kHz
T2	1		2.4414485 GHz	-24.88 dBm		

Date: 14.MAR.2024 21:14:35

$\pi/4$ DQPSK_2-DH5_Channel 39

Type	Ref	Trc	X-value	Y-value	Function	Function Result
M1	1		2.441 GHz	-9.31 dBm		
T1	1		2.4404259 GHz	-24.87 dBm	Occ Bw	1.1794 MHz
T2	1		2.4416053 GHz	-21.57 dBm		

Date: 14.MAR.2024 21:25:31



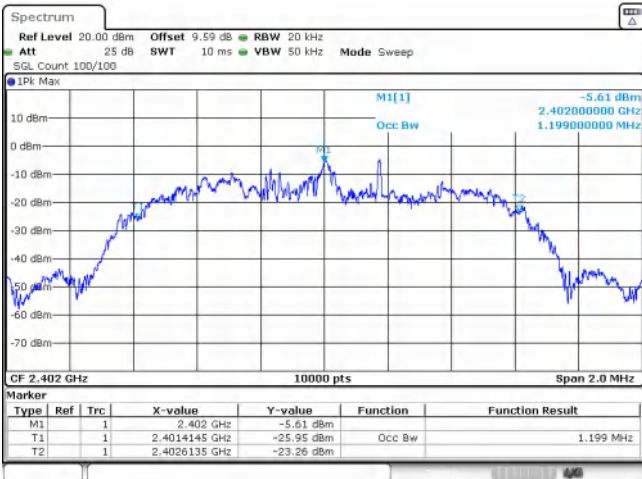
Date: 14.MAR.2024 21:16:30

GFSK_DH5_Channel 78



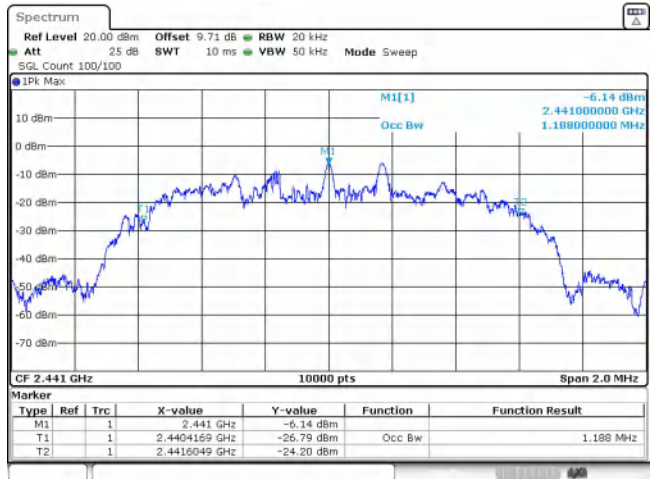
Date: 14.MAR.2024 21:27:38

$\pi/4$ DQPSK_2-DH5_Channel 78



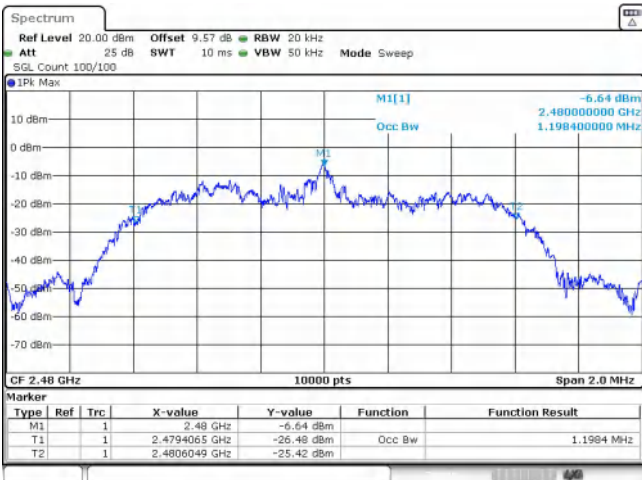
Date: 14.MAR.2024 21:30:15

8DPSK_3-DH5_Channel 0



Date: 14.MAR.2024 21:32:31

8DPSK_3-DH5_Channel 39



Date: 14.MAR.2024 21:34:50

8DPSK_3-DH5_Channel 78

3) 20dB Bandwidth

Test Result

Left

Modulation	Channel	Center Frequency (MHz)	20 dB Bandwidth (MHz)
GFSK	0	2402 MHz	0.9400
	39	2441 MHz	0.9700
	78	2480 MHz	0.9400
$\pi/4$ DQPSK	0	2402 MHz	1.310
	39	2441 MHz	1.310
	78	2480 MHz	1.300
8DPSK	0	2402 MHz	1.290
	39	2441 MHz	1.290
	78	2480 MHz	1.290

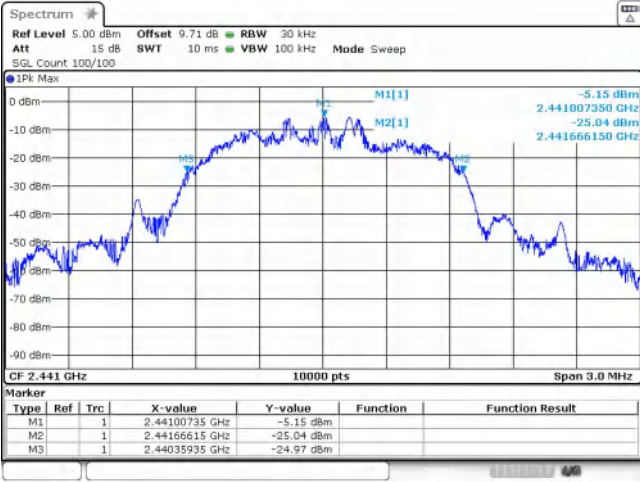
Test Graphs

GFSK_DH5_Channel 0

GFSK_DH5_Channel 39

GFSK_DH5_Channel 78

$\pi/4$ DQPSK_2-DH5_Channel 0



Date: 26.MAR.2024 20:16:42

π /4DQPSK_2-DH5_Channel 39



Date: 26.MAR.2024 21:11:18

π /4DQPSK_2-DH5_Channel 78



Date: 26.MAR.2024 20:21:42

8DPSK_3-DH5_Channel 0



Date: 26.MAR.2024 20:23:58

8DPSK_3-DH5_Channel 39



Date: 26.MAR.2024 20:26:28

8DPSK_3-DH5_Channel 78

Right

Modulation	Channel	Center Frequency (MHz)	20 dB Bandwidth (MHz)
GFSK	0	2402 MHz	0.9500
	39	2441 MHz	0.9600
	78	2480 MHz	0.9500
$\pi/4$ DQPSK	0	2402 MHz	1.310
	39	2441 MHz	1.310
	78	2480 MHz	1.290
8DPSK	0	2402 MHz	1.290
	39	2441 MHz	1.280
	78	2480 MHz	1.290

Test Graphs

Spectrum

Ref Level 8.00 dBm Offset 9.59 dB RBW 30 kHz
Att 15 dB SWT 10 ms VBW 100 kHz Mode Sweep
SGL Count 100/100

CF 2.402 GHz 10000 pts Span 3.0 MHz

Type	Ref	Trc	X-value	Y-value	Function	Function Result
M1	1		2.40217505 GHz	-1.93 dBm		
M2	1		2.40246245 GHz	-21.66 dBm		
M3	1		2.40151145 GHz	-21.87 dBm		

Date: 14.MAR.2024 21:12:53

Spectrum

Ref Level 7.00 dBm Offset 9.71 dB RBW 30 kHz
Att 15 dB SWT 10 ms VBW 100 kHz Mode Sweep
SGL Count 100/100

CF 2.441 GHz 10000 pts Span 3.0 MHz

Type	Ref	Trc	X-value	Y-value	Function	Function Result
M1	1		2.44116875 GHz	-3.07 dBm		
M2	1		2.44148375 GHz	-23.01 dBm		
M3	1		2.44052345 GHz	-22.97 dBm		

Date: 14.MAR.2024 21:14:58

Spectrum

Ref Level 7.00 dBm Offset 9.57 dB RBW 30 kHz
Att 15 dB SWT 10 ms VBW 100 kHz Mode Sweep
SGL Count 100/100

CF 2.48 GHz 10000 pts Span 3.0 MHz

Type	Ref	Trc	X-value	Y-value	Function	Function Result
M1	1		2.48016905 GHz	-2.98 dBm		
M2	1		2.48045375 GHz	-22.93 dBm		
M3	1		2.47950215 GHz	-22.89 dBm		

Date: 14.MAR.2024 21:16:52

Spectrum

Ref Level 6.00 dBm Offset 9.59 dB RBW 30 kHz
Att 15 dB SWT 10 ms VBW 100 kHz Mode Sweep
SGL Count 100/100

CF 2.402 GHz 10000 pts Span 3.0 MHz

Type	Ref	Trc	X-value	Y-value	Function	Function Result
M1	1		2.40212915 GHz	-4.65 dBm		
M2	1		2.40267365 GHz	-24.58 dBm		
M3	1		2.40135935 GHz	-24.59 dBm		

Date: 14.MAR.2024 21:19:27

GFSK_DH5_Channel 0

GFSK_DH5_Channel 39

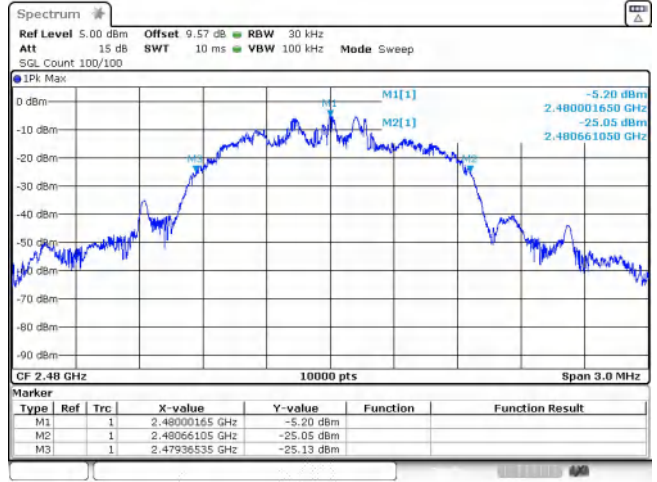
GFSK_DH5_Channel 78

$\pi/4$ DQPSK_2-DH5_Channel 0



Date: 14.MAR.2024 21:25:54

π /4DQPSK_2-DH5_Channel 39



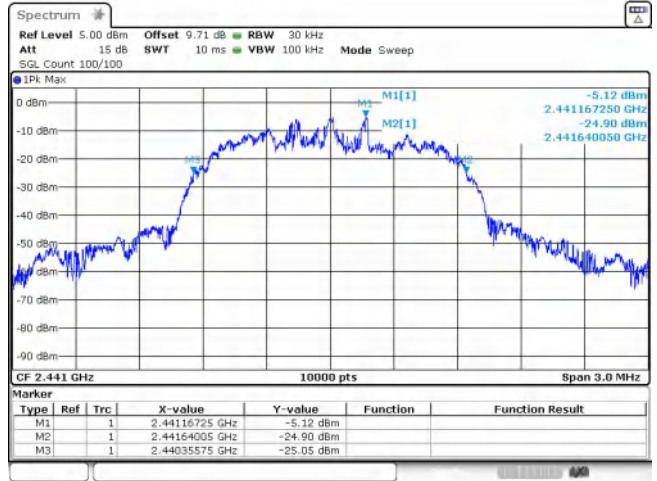
Date: 14.MAR.2024 21:28:00

π /4DQPSK_2-DH5_Channel 78



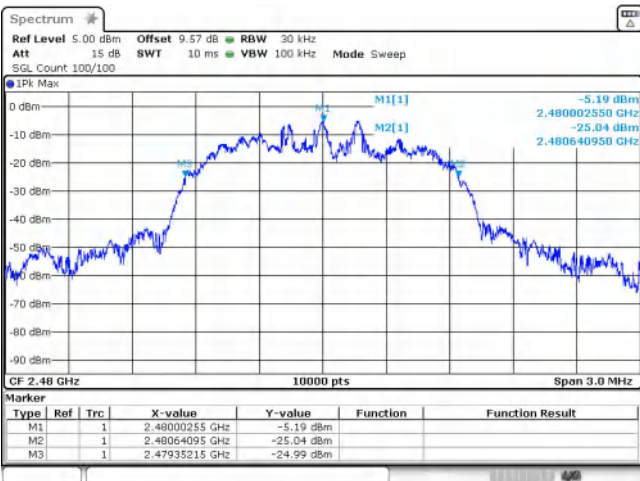
Date: 14.MAR.2024 21:30:38

8DPSK_3-DH5_Channel 0



Date: 14.MAR.2024 21:32:54

8DPSK_3-DH5_Channel 39



Date: 14.MAR.2024 21:35:13

8DPSK_3-DH5_Channel 78

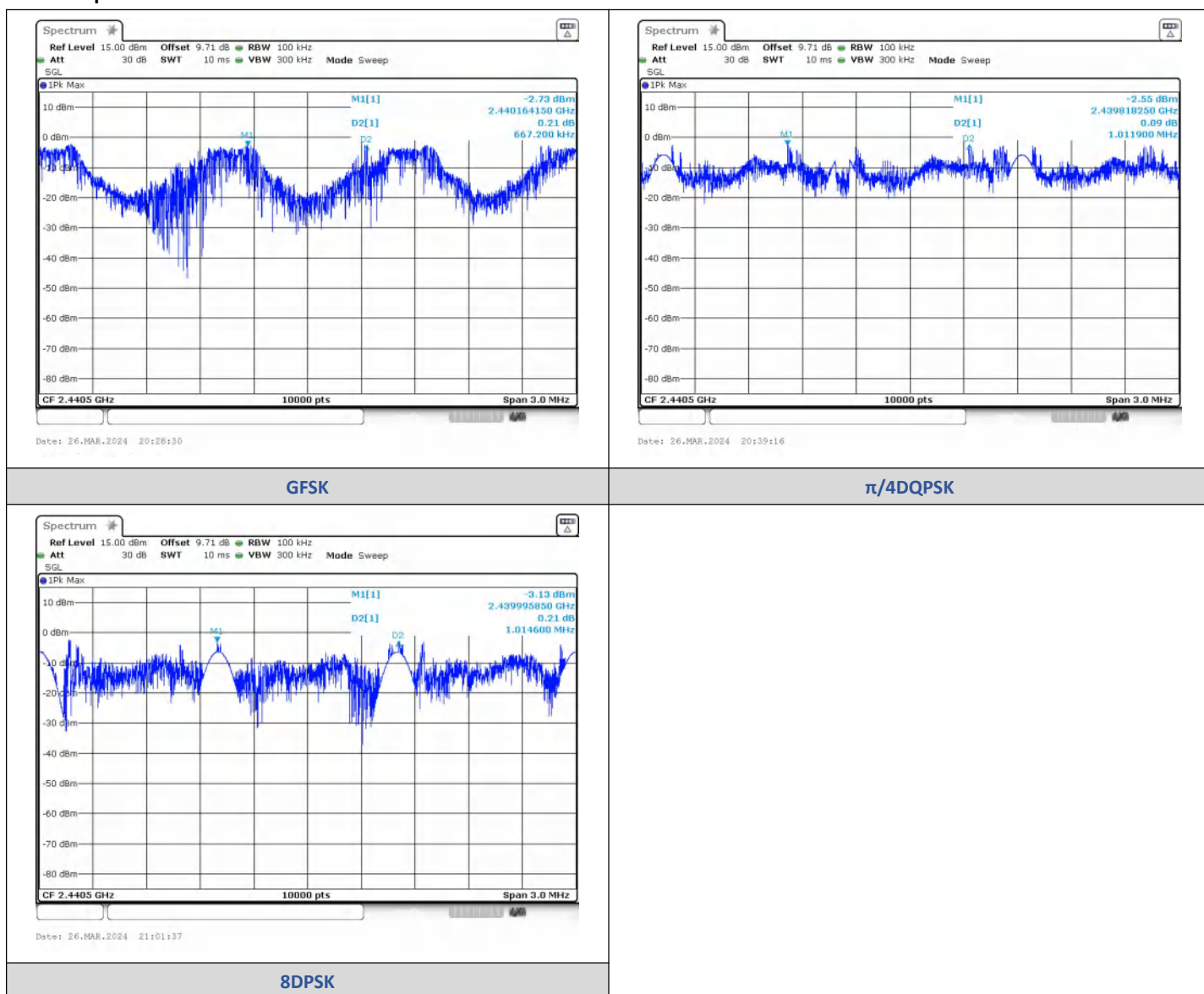
4) Carrier Frequencies Separation

Test Result

Left

Modulation	Packet	Left Center frequency (MHz)	Right Center frequency (MHz)	Hopping Frequency Separation (MHz)	Limit (MHz)	Result
GFSK	DH5	2440.1642	2440.8313	0.6672	0.627	PASS
$\pi/4$ DQPSK	2-DH5	2439.8182	2440.8301	1.0119	0.873	PASS
8DPSK	3-DH5	2439.9958	2441.0105	1.0146	0.86	PASS

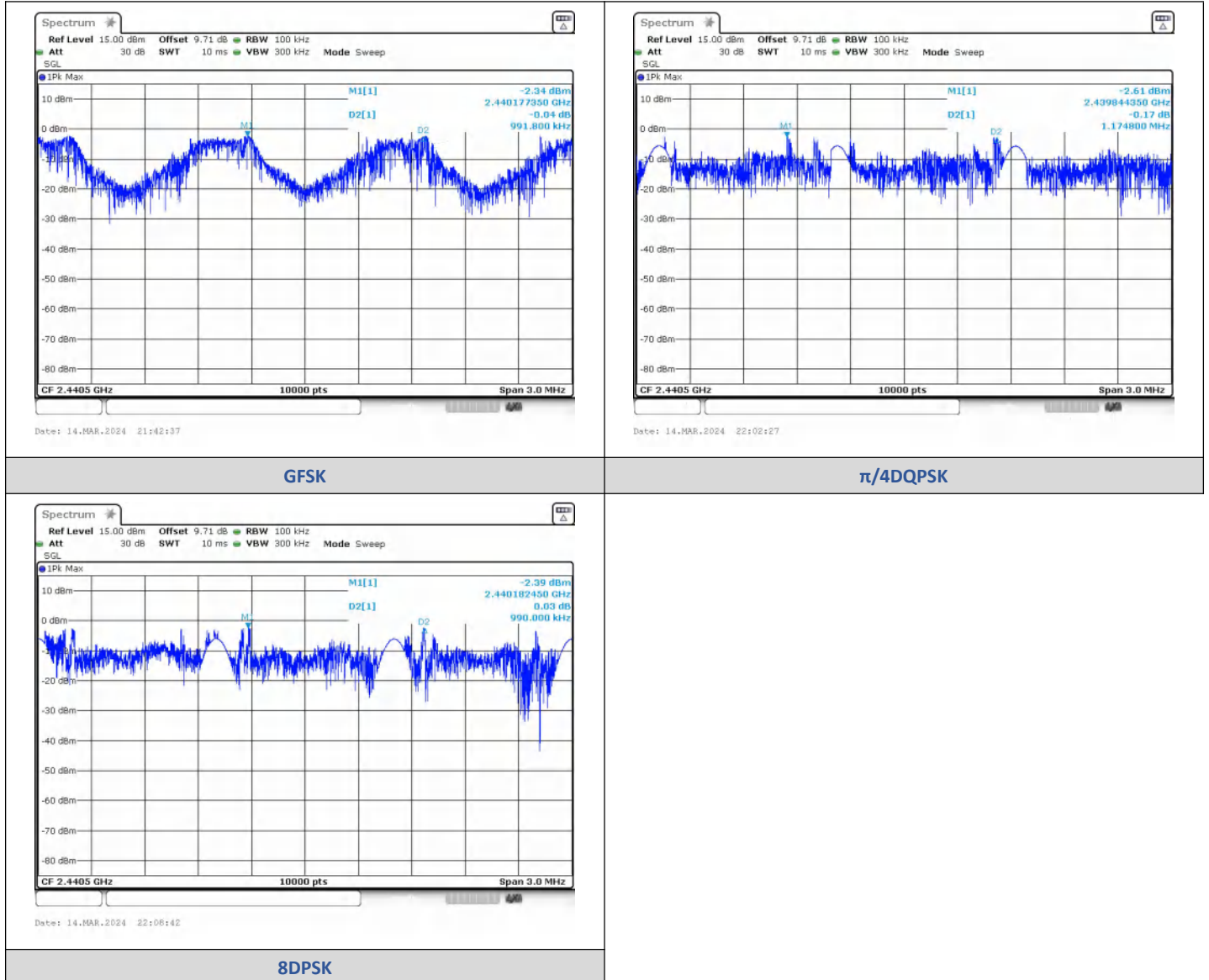
Test Graphs



Right

Modulation	Packet	Left Center frequency (MHz)	Right Center frequency (MHz)	Hopping Frequency Separation (MHz)	Limit (MHz)	Result
GFSK	DH5	2440.1773	2441.1692	0.9918	0.633	PASS
$\pi/4$ DQPSK	2-DH5	2439.8443	2441.0192	1.1748	0.873	PASS
8DPSK	3-DH5	2440.1824	2441.1725	0.9900	0.86	PASS

Test Graphs



5) Conducted Out Of Band Emission

Test Result

Left:

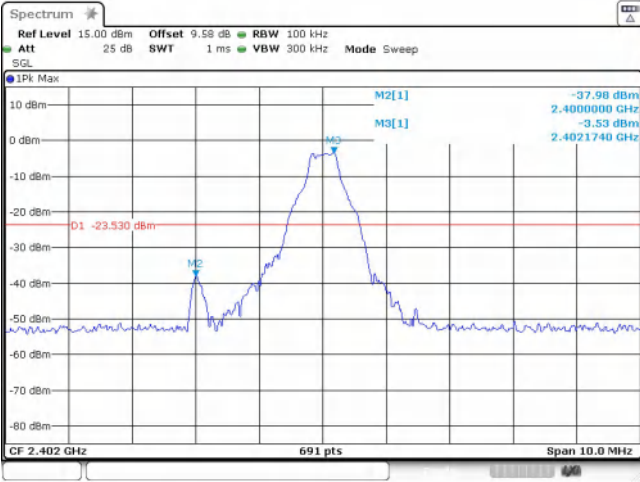
Non-Hopping

Modulation	Packet	Channel	OOB Emission Frequency (MHz)	OOB Emission Level (dBm)	Limit (dBm)	Over Limit (dB)	Result
GFSK	DH5	0	2400.00	-37.984	-23.53	-14.454	PASS
			2498.28	-48.257	-23.53	-24.727	PASS
		39	16565.5	-49.254	-33.4	-15.854	PASS
		78	2483.50	-52.337	-22.81	-29.527	PASS
			23311.6	-49.774	-22.81	-26.964	PASS
$\pi/4$ DQPSK	2-DH5	0	2400.00	-37.722	-22.09	-15.632	PASS
			16327.5	-49.403	-22.09	-27.313	PASS
		39	16250.9	-49.272	-22.4	-26.872	PASS
		78	2483.50	-53.213	-22.87	-30.343	PASS
			22028.2	-48.973	-22.87	-26.103	PASS
8DPSK	3-DH5	0	2400.00	-37.392	-21.91	-15.482	PASS
			20125.4	-49.648	-21.91	-27.738	PASS
		39	18306.0	-48.929	-22.45	-26.479	PASS
		78	2483.50	-52.628	-22.95	-29.678	PASS
			17614.3	-49.260	-22.95	-26.310	PASS

Hopping

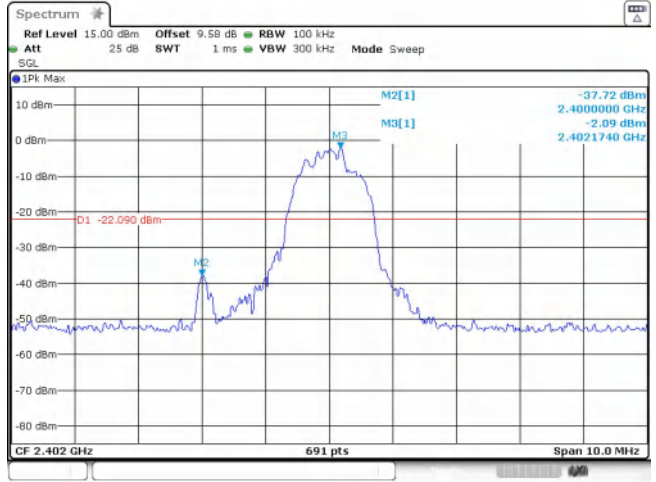
Modulation	Packet	Channel	OOB Emission Frequency (MHz)	OOB Emission Level (dBm)	Limit (dBm)	Over Limit (dB)	Result
GFSK	DH5	Hopping	2400.00	-38.317	-21.99	-16.327	PASS
			2483.50	-51.854	-22.86	-28.994	PASS
			2400.00	-38.390	-21.93	-16.460	PASS
			2483.50	-51.949	-23.14	-28.809	PASS
$\pi/4$ DQPSK	2-DH5		2400.00	-38.705	-22.51	-16.195	PASS
			2483.50	-51.800	-25.7	-26.100	PASS
			2400.00	-39.160	-21.92	-17.240	PASS
			2483.50	-50.102	-25.24	-24.862	PASS
8DPSK	3-DH5	2400.00	-38.395	-25.33	-13.065	PASS	
		2483.50	-52.194	-23.78	-28.414	PASS	
		2400.00	-37.721	-21.84	-15.881	PASS	
		2483.50	-51.458	-23.36	-28.098	PASS	

Test Graphs



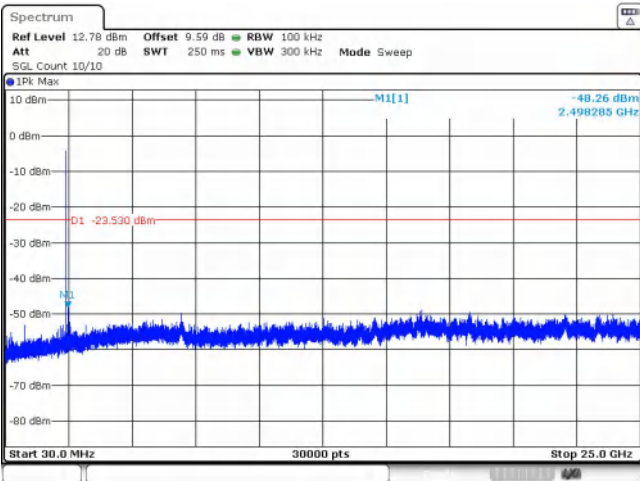
Date: 26.MAR.2024 20:02:55

Out Of Band Emission
GFSK_DH5_Channel 0



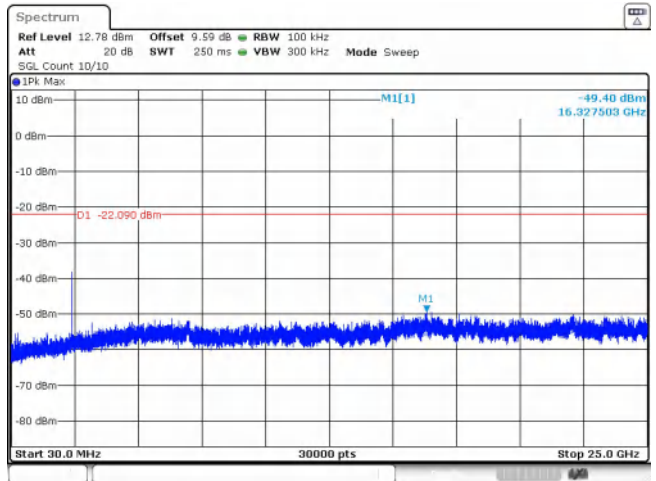
Date: 26.MAR.2024 20:13:56

Out Of Band Emission
 $\pi/4$ DQPSK_2-DH5_Channel 0



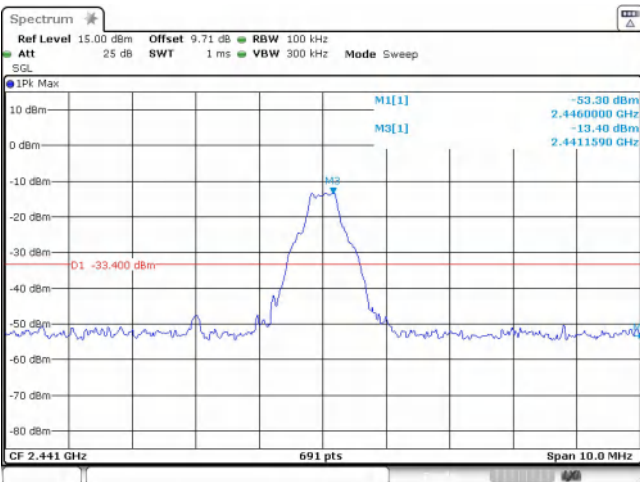
Date: 26.MAR.2024 20:03:17

Spurious Emission
GFSK_DH5_Channel 0



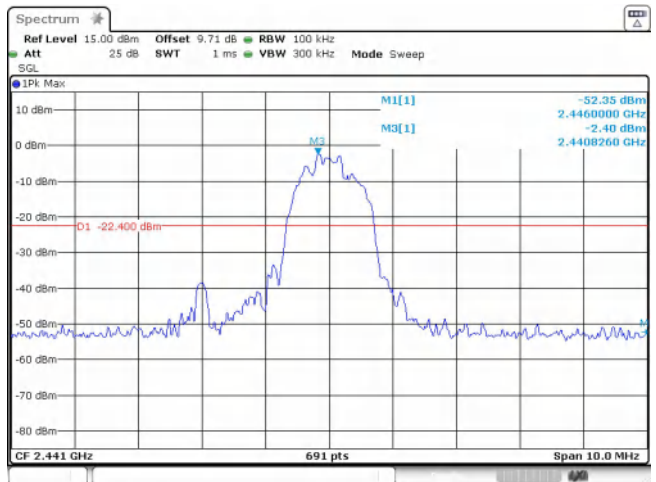
Date: 26.MAR.2024 20:14:18

Spurious Emission
 $\pi/4$ DQPSK_2-DH5_Channel 0



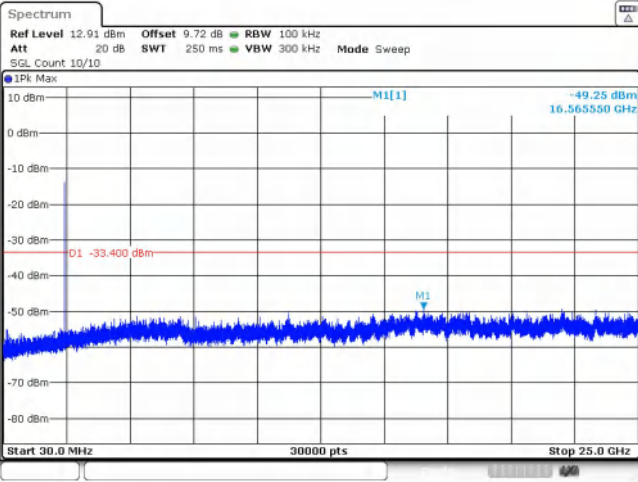
Date: 26.MAR.2024 20:06:05

Out Of Band Emission
GFSK_DH5_Channel 39



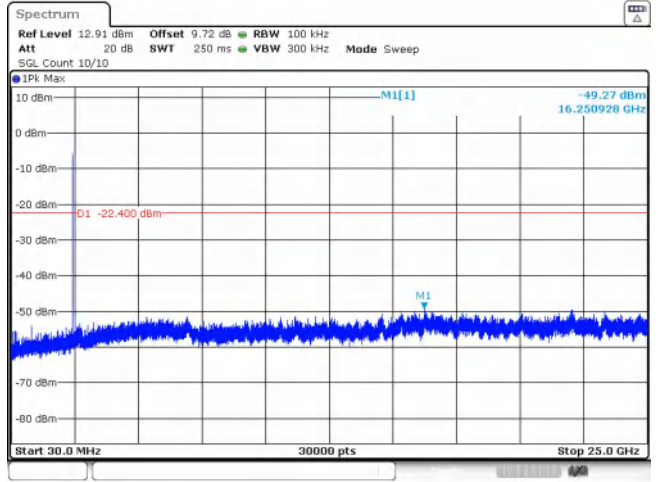
Date: 26.MAR.2024 20:17:11

Out Of Band Emission
 $\pi/4$ DQPSK_2-DH5_Channel 39



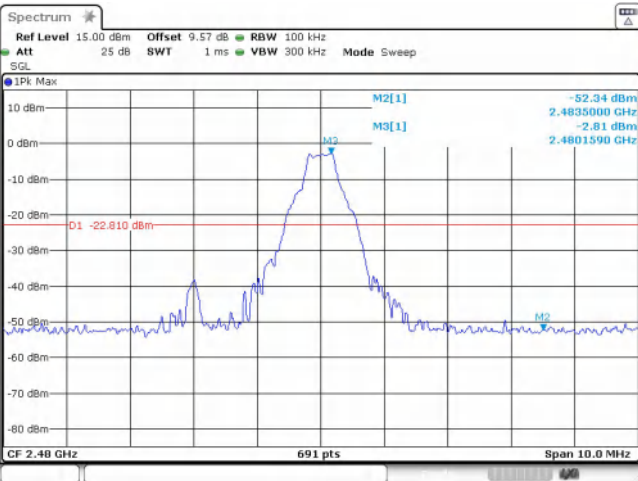
Date: 26.MAR.2024 20:08:28

Spurious Emissions
GFSK_DH5_Channel 39



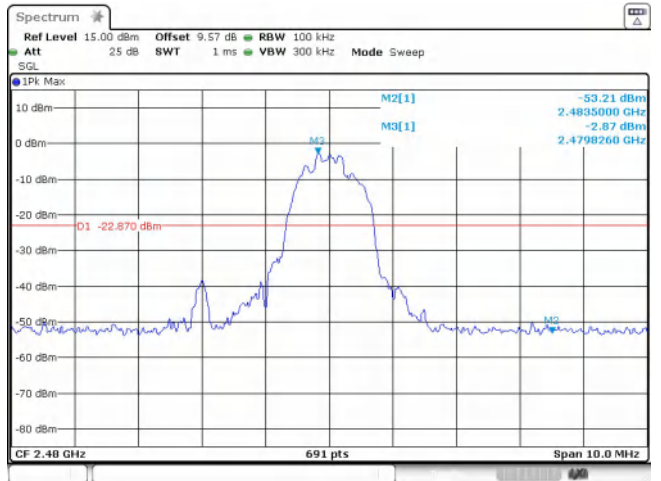
Date: 26.MAR.2024 20:17:33

Spurious Emissions
 $\pi/4$ DQPSK_2-DH5_Channel 39



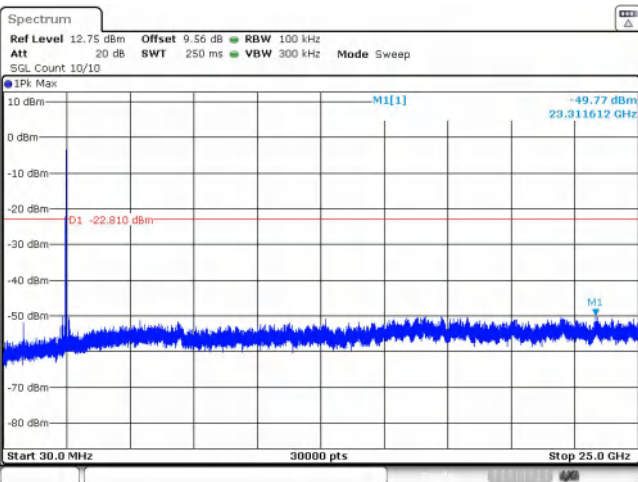
Date: 26.MAR.2024 20:11:25

Out Of Band Emission
GFSK_DH5_Channel 78



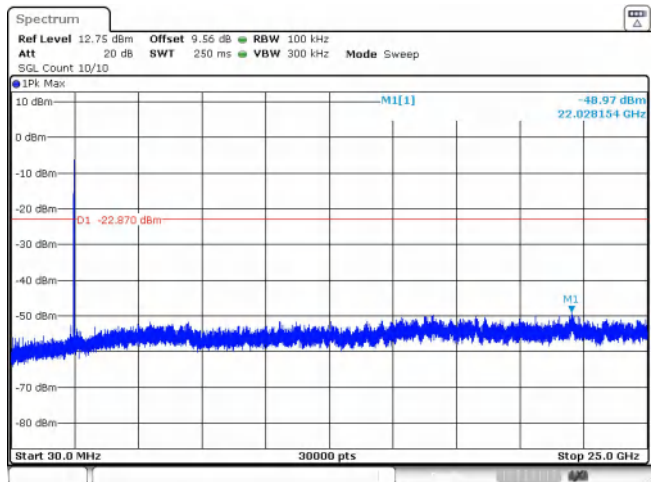
Date: 26.MAR.2024 20:19:50

Out Of Band Emission
 $\pi/4$ DQPSK_2-DH5_Channel 78



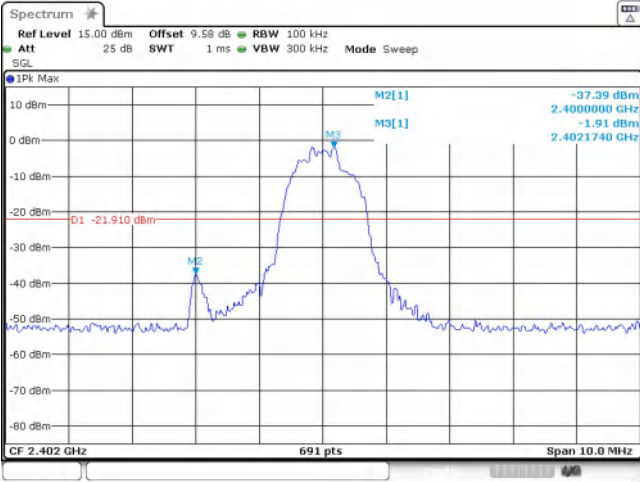
Date: 26.MAR.2024 20:11:47

Spurious Emission
GFSK_DH5_Channel 78



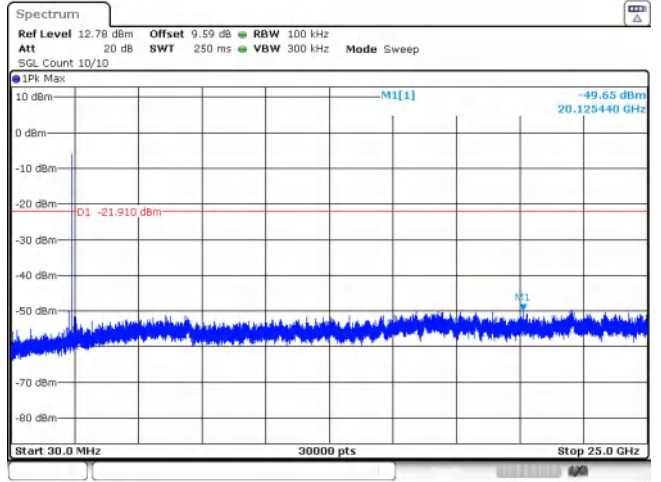
Date: 26.MAR.2024 20:20:12

Spurious Emission
 $\pi/4$ DQPSK_2-DH5_Channel 78



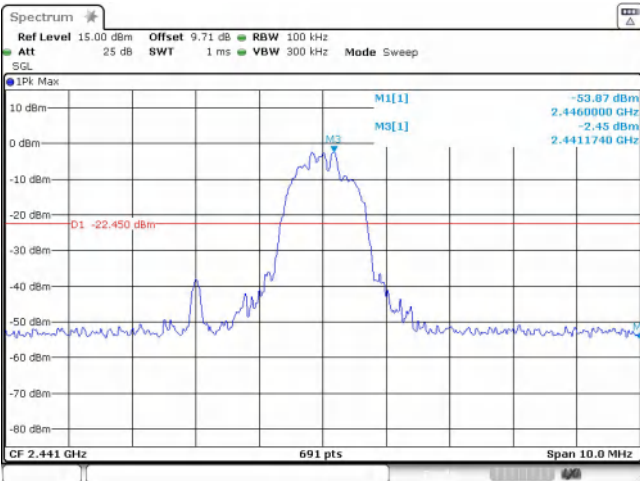
Date: 26.MAR.2024 20:22:16

Out Of Band Emission
8DPSK_3-DH5_Channel 0



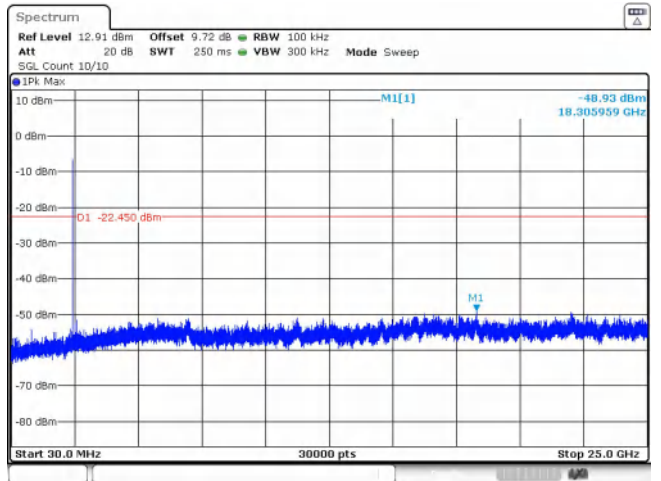
Date: 26.MAR.2024 20:22:38

Spurious Emission
8DPSK_3-DH5_Channel 0



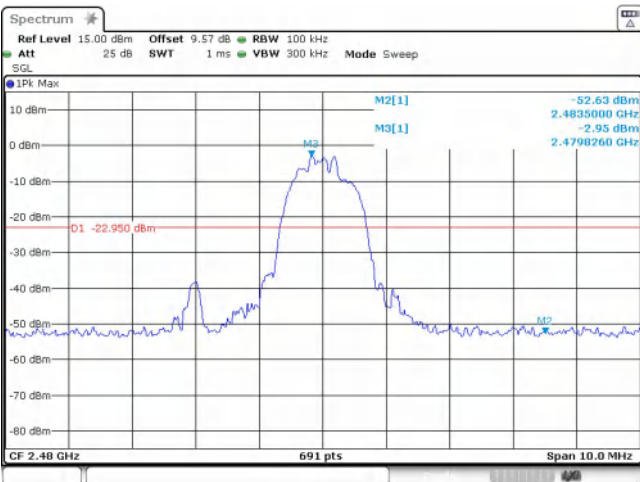
Date: 26.MAR.2024 20:24:26

Out Of Band Emission
8DPSK_3-DH5_Channel 39



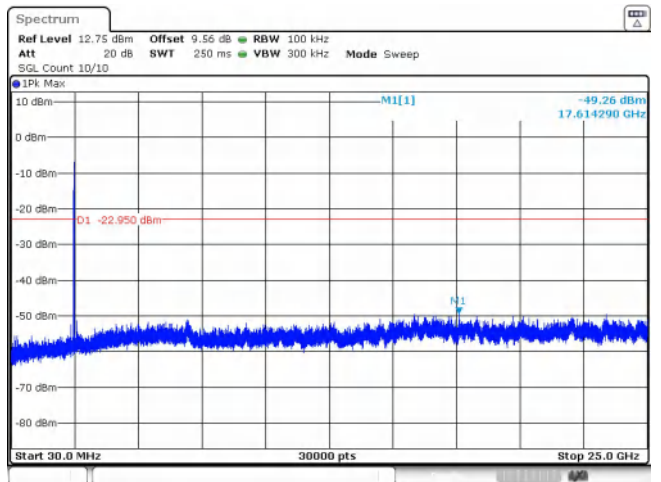
Date: 26.MAR.2024 20:24:48

Spurious Emissions
8DPSK_3-DH5_Channel 39



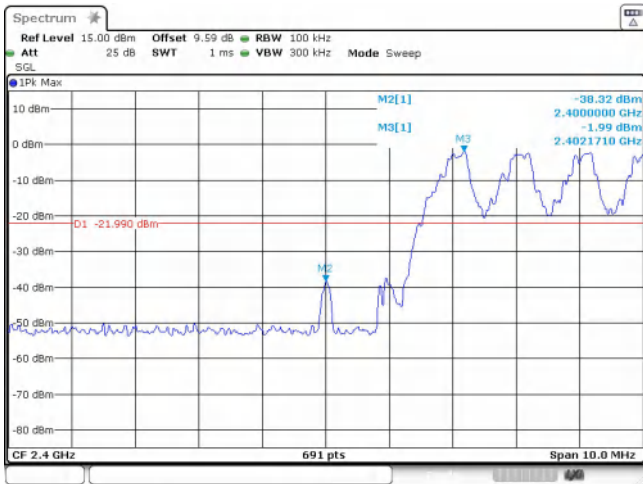
Date: 26.MAR.2024 20:27:02

Out Of Band Emission
8DPSK_3-DH5_Channel 78



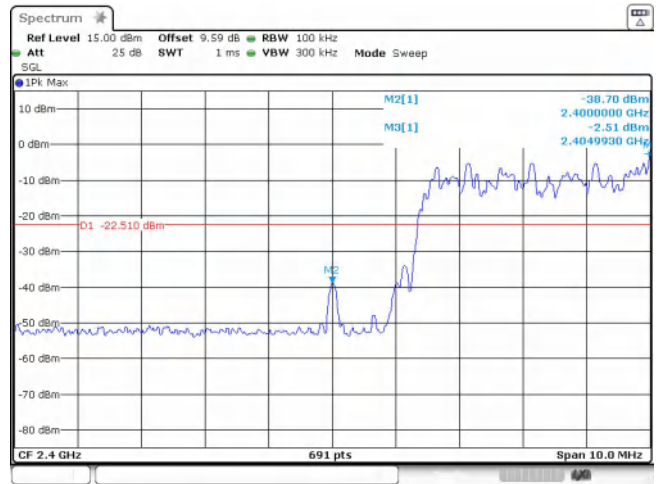
Date: 26.MAR.2024 20:27:24

Spurious Emission
8DPSK_3-DH5_Channel 78



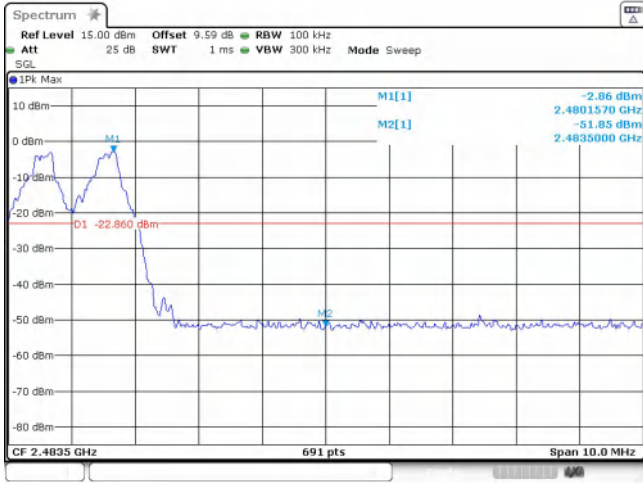
Date: 26.MAR.2024 20:31:36

Out Of Band Emission(Left)
GFSK_DH5_Channel Hopping



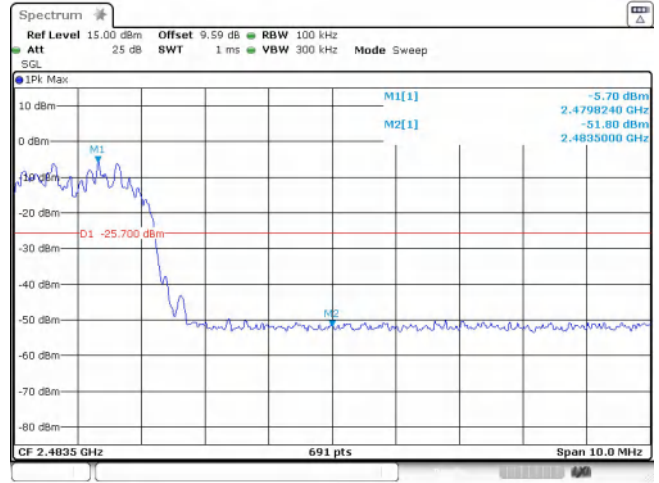
Date: 26.MAR.2024 20:42:05

Out Of Band Emission(Left)
 $\pi/4$ DQPSK_2-DH5_Channel Hopping



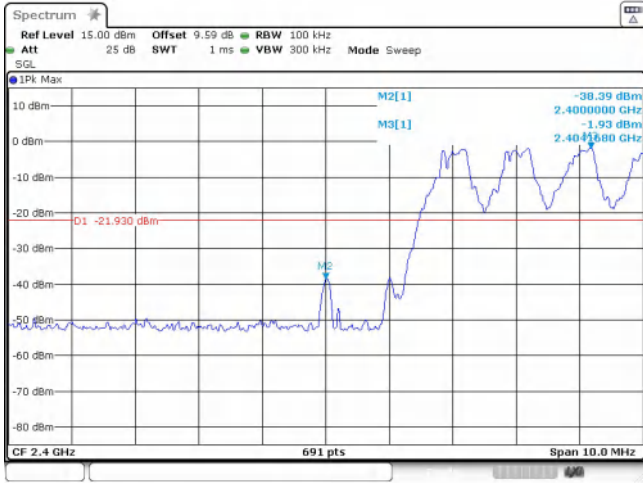
Date: 26.MAR.2024 20:32:13

Out Of Band Emission(Right)
GFSK_DH5_Channel Hopping



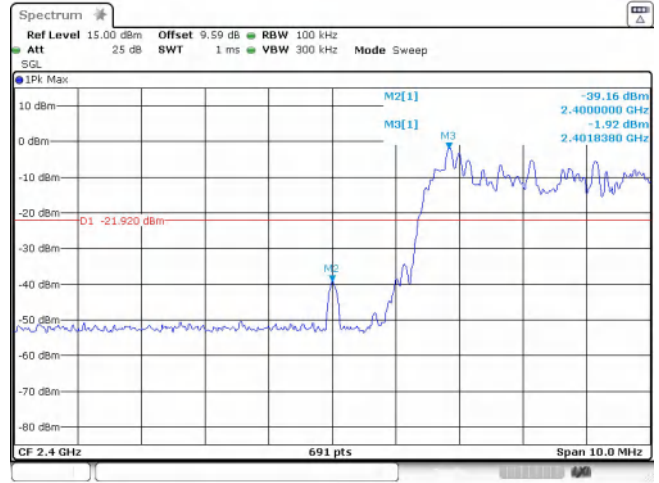
Date: 26.MAR.2024 20:42:27

Out Of Band Emission(Right)
 $\pi/4$ DQPSK_2-DH5_Channel Hopping



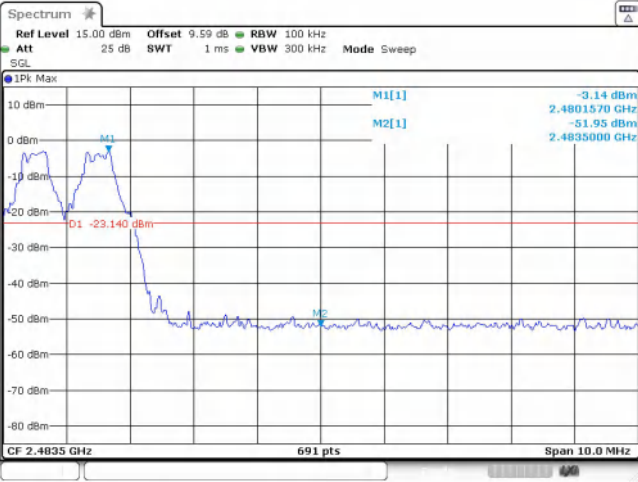
Date: 26.MAR.2024 20:33:21

Out Of Band Emission(Left)
GFSK_DH5_Channel Hopping



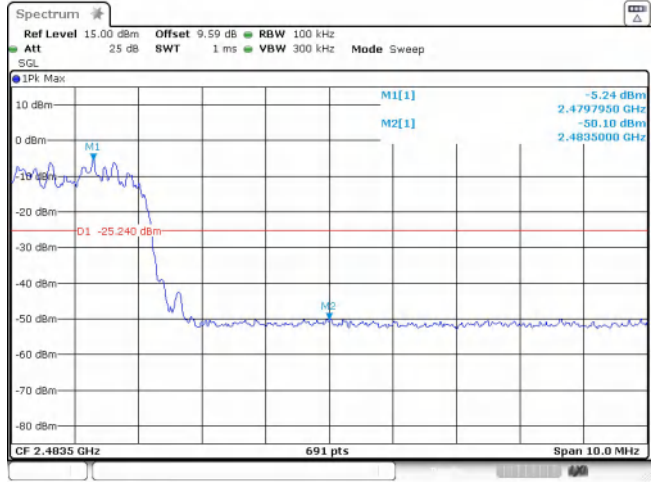
Date: 26.MAR.2024 20:45:13

Out Of Band Emission(Left)
 $\pi/4$ DQPSK_2-DH5_Channel Hopping



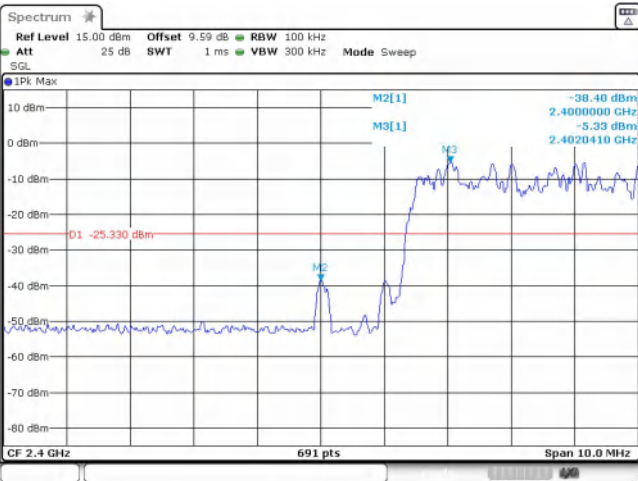
Date: 26.MAR.2024 20:33:41

Out Of Band Emission(Right)
GFSK_DH5_Channel Hopping



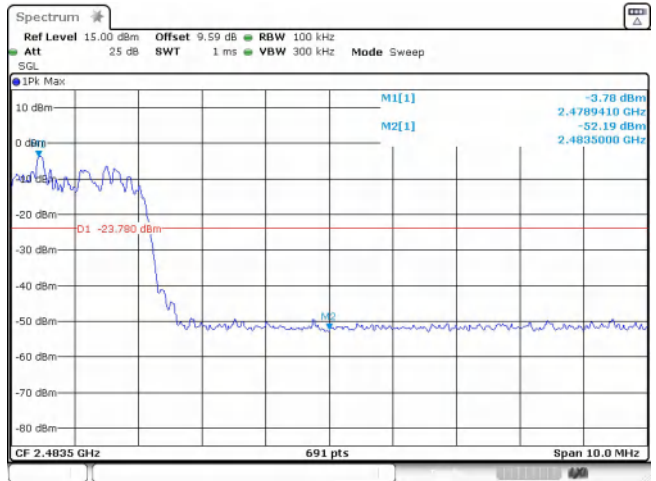
Date: 26.MAR.2024 20:46:00

Out Of Band Emission(Right)
 $\pi/4$ DQPSK_2-DH5_Channel Hopping



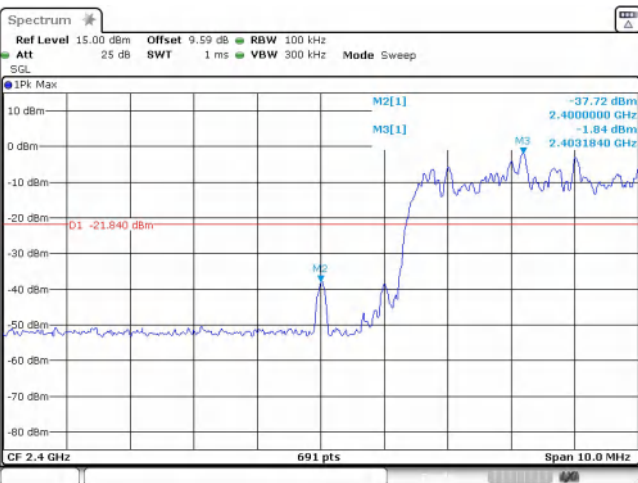
Date: 26.MAR.2024 21:06:55

Out Of Band Emission(Left)
8DPSK_3-DH5_Channel Hopping



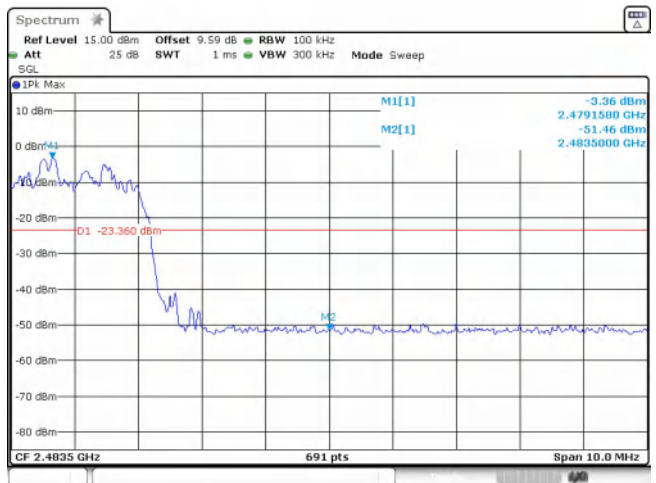
Date: 26.MAR.2024 21:07:30

Out Of Band Emission(Right)
8DPSK_3-DH5_Channel Hopping



Date: 26.MAR.2024 21:08:27

Out Of Band Emission(Left)
8DPSK_3-DH5_Channel Hopping



Date: 26.MAR.2024 21:09:13

Out Of Band Emission(Right)
8DPSK_3-DH5_Channel Hopping

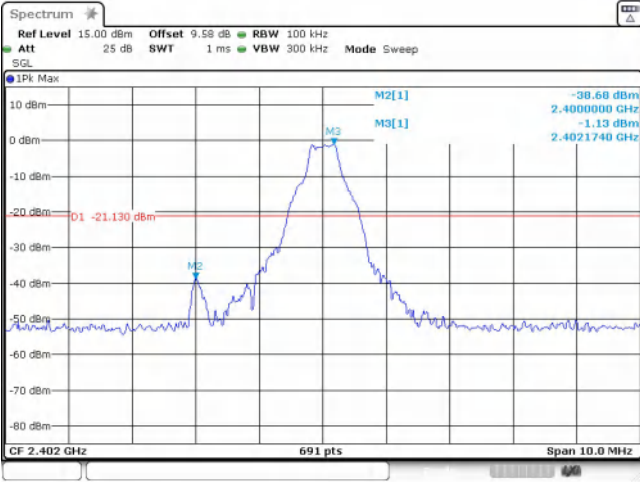
Right:
 Non-Hopping

Modulation	Packet	Channel	OOB Emission Frequency (MHz)	OOB Emission Level (dBm)	Limit (dBm)	Over Limit (dB)	Result
GFSK	DH5	0	2400.00	-38.676	-21.13	-17.546	PASS
			2498.28	-47.926	-21.13	-26.796	PASS
		39	22060.6	-48.635	-22.2	-26.435	PASS
		78	2483.50	-52.139	-22.13	-30.009	PASS
			22006.5	-50.036	-22.13	-27.906	PASS
$\pi/4$ DQPSK	2-DH5	0	2400.00	-38.565	-21.28	-17.285	PASS
			2498.28	-45.261	-21.28	-23.981	PASS
		39	16314.2	-47.761	-22.32	-25.441	PASS
		78	2483.50	-52.378	-22.29	-30.088	PASS
			22054.8	-49.521	-22.29	-27.231	PASS
8DPSK	3-DH5	0	2400.00	-38.198	-21.33	-16.868	PASS
			16372.5	-49.223	-21.33	-27.893	PASS
		39	22024.0	-48.600	-22.44	-26.160	PASS
		78	2483.50	-51.813	-22.28	-29.533	PASS
			23961.7	-49.715	-22.28	-27.435	PASS

Hopping

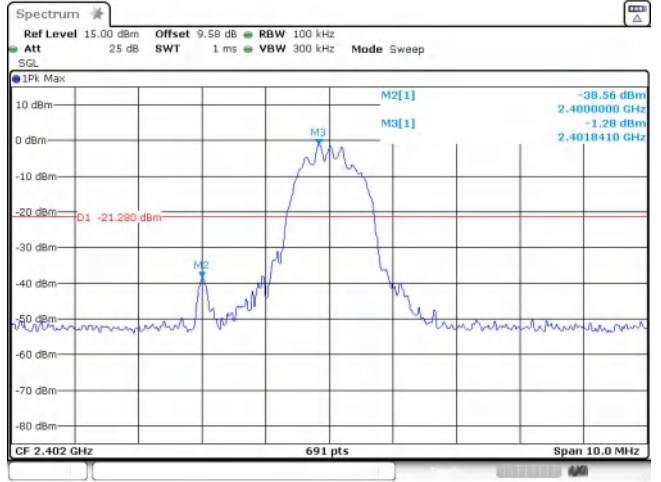
Modulation	Packet	Channel	OOB Emission Frequency (MHz)	OOB Emission Level (dBm)	Limit (dBm)	Over Limit (dB)	Result
GFSK	DH5	Hopping	2400.00	-38.512	-21.03	-17.482	PASS
			2483.50	-52.630	-22.2	-30.430	PASS
			2400.00	-39.191	-21.05	-18.141	PASS
			2483.50	-52.401	-22.19	-30.211	PASS
$\pi/4$ DQPSK	2-DH5		2400.00	-39.148	-21.4	-17.748	PASS
			2483.50	-50.971	-22.66	-28.311	PASS
			2400.00	-38.817	-21.12	-17.697	PASS
			2483.50	-51.166	-22.38	-28.786	PASS
8DPSK	3-DH5		2400.00	-39.569	-23.12	-16.449	PASS
			2483.50	-51.054	-22.18	-28.874	PASS
			2400.00	-39.204	-22.56	-16.644	PASS
			2483.50	-51.752	-22.76	-28.992	PASS

Test Graphs



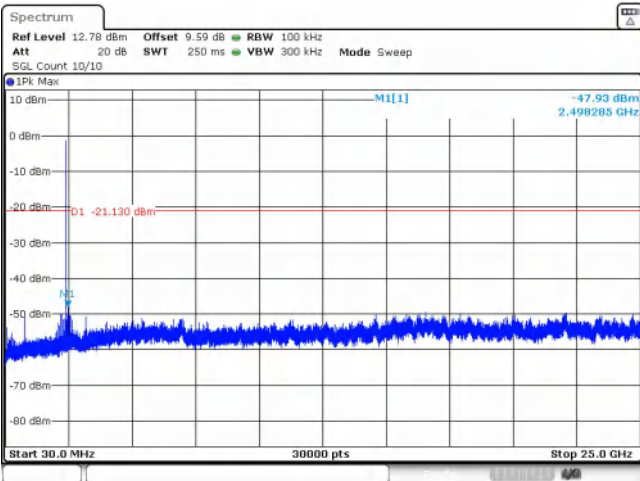
Date: 14.MAR.2024 21:13:26

Out Of Band Emission
GFSK_DH5_Channel 0



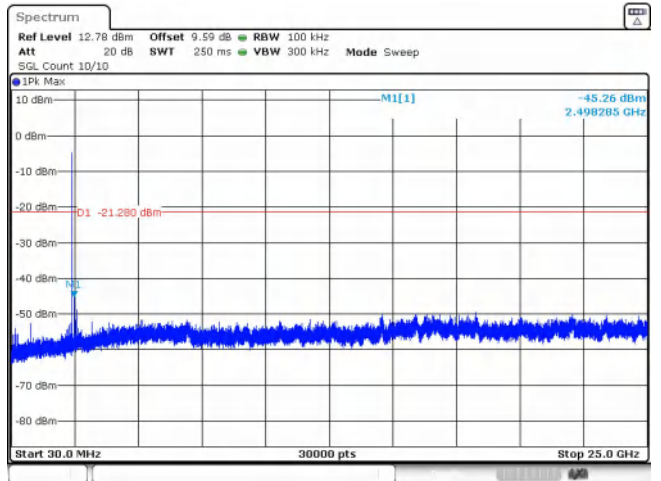
Date: 14.MAR.2024 21:20:01

Out Of Band Emission
 $\pi/4$ DQPSK_2-DH5_Channel 0



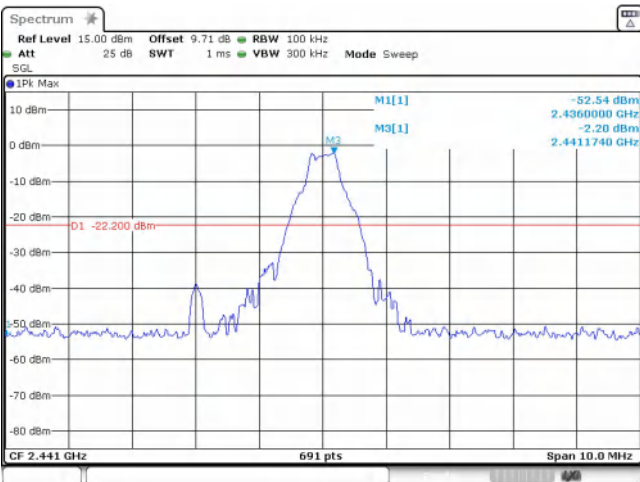
Date: 14.MAR.2024 21:13:48

Spurious Emission
GFSK_DH5_Channel 0



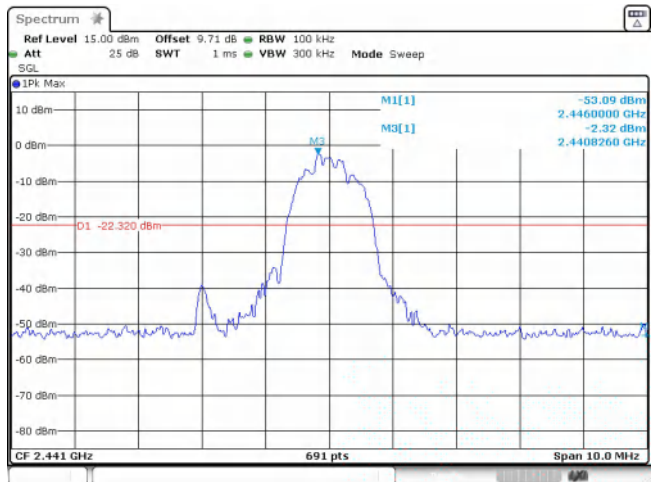
Date: 14.MAR.2024 21:20:23

Spurious Emission
 $\pi/4$ DQPSK_2-DH5_Channel 0



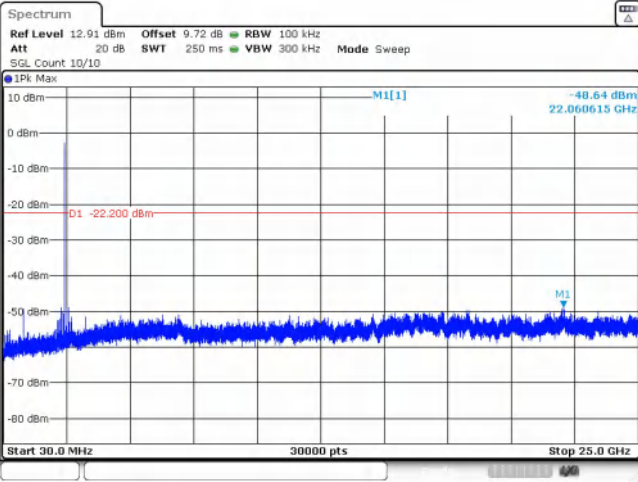
Date: 14.MAR.2024 21:15:28

Out Of Band Emission
GFSK_DH5_Channel 39



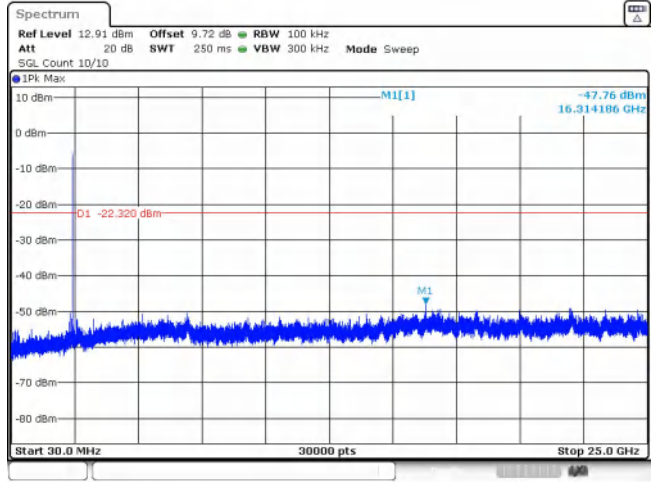
Date: 14.MAR.2024 21:26:22

Out Of Band Emission
 $\pi/4$ DQPSK_2-DH5_Channel 39



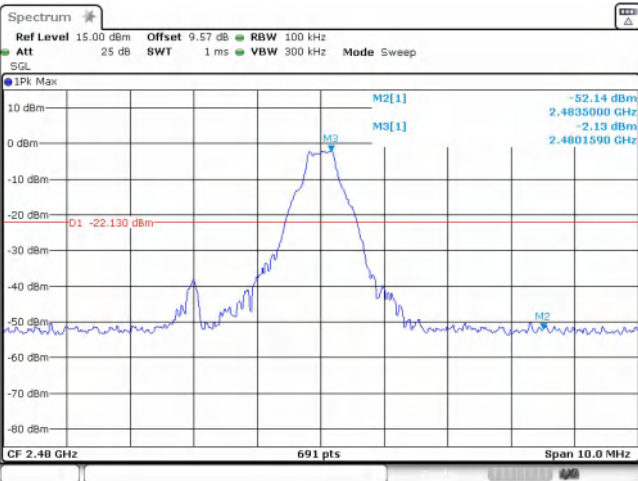
Date: 14.MAR.2024 21:15:50

Spurious Emissions
GFSK_DH5_Channel 39



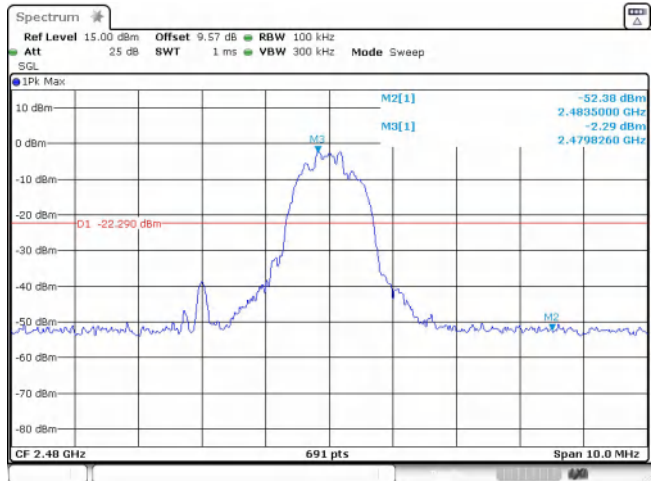
Date: 14.MAR.2024 21:26:45

Spurious Emissions
 $\pi/4$ QPSK_2-DH5_Channel 39



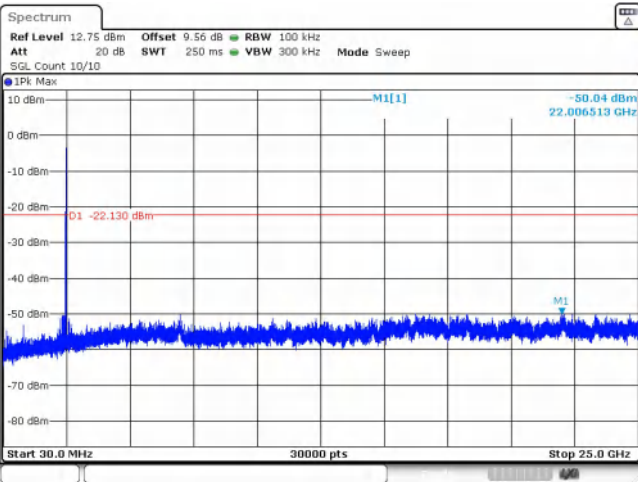
Date: 14.MAR.2024 21:17:28

Out Of Band Emission
GFSK_DH5_Channel 78



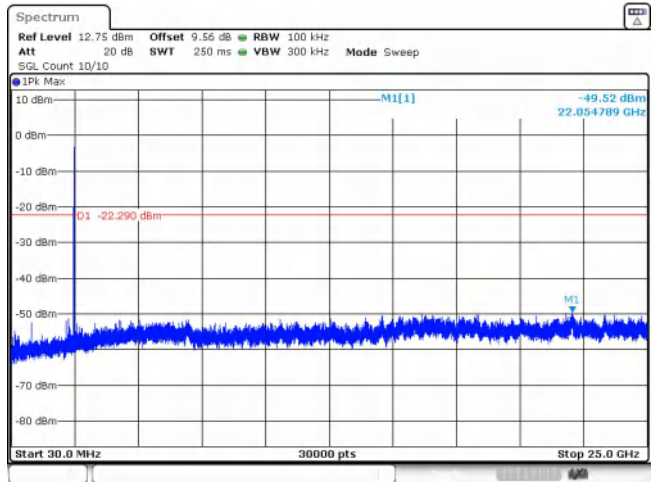
Date: 14.MAR.2024 21:28:34

Out Of Band Emission
 $\pi/4$ QPSK_2-DH5_Channel 78



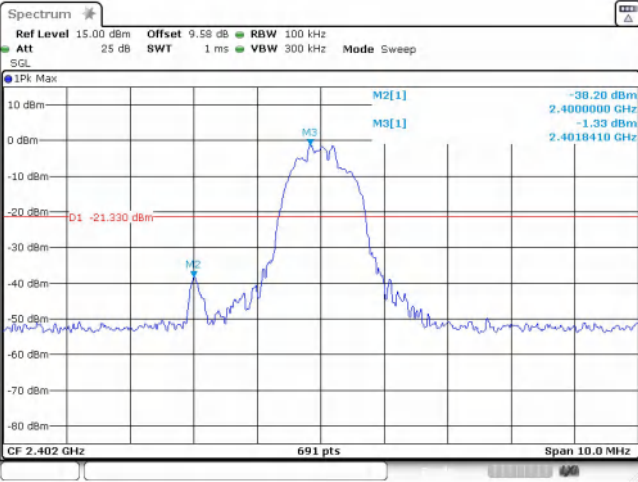
Date: 14.MAR.2024 21:17:50

Spurious Emission
GFSK_DH5_Channel 78



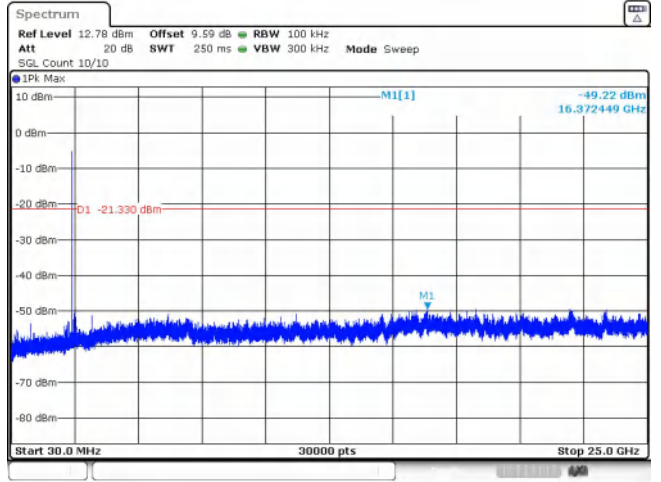
Date: 14.MAR.2024 21:28:56

Spurious Emission
 $\pi/4$ QPSK_2-DH5_Channel 78



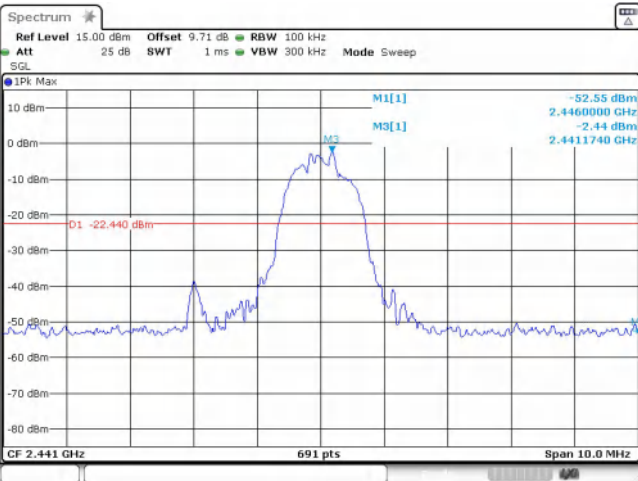
Date: 14.MAR.2024 21:31:12

Out Of Band Emission
8DPSK_3-DH5_Channel 0



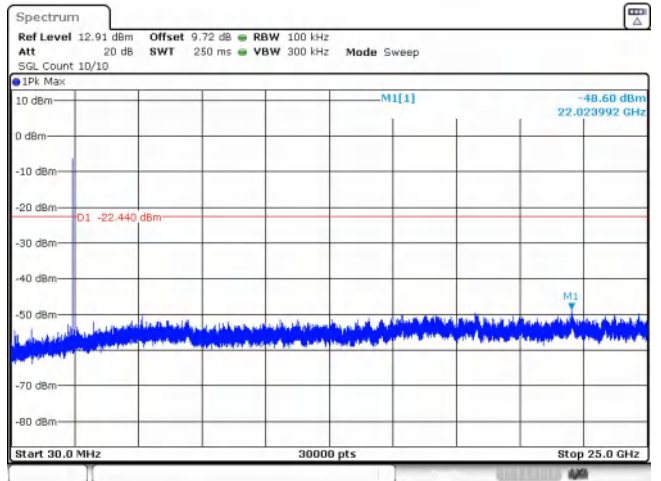
Date: 14.MAR.2024 21:31:34

Spurious Emission
8DPSK_3-DH5_Channel 0



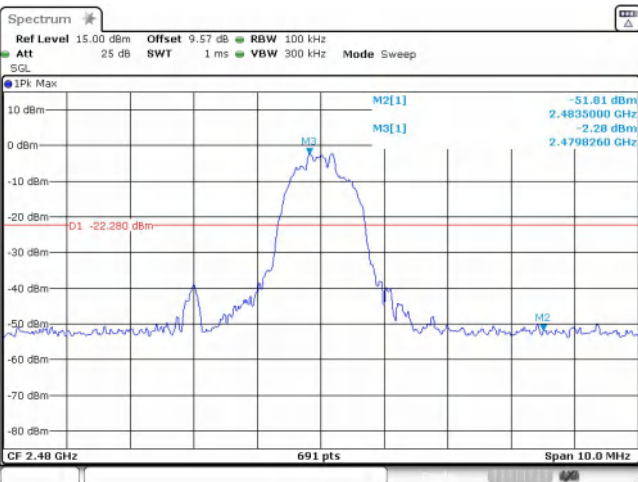
Date: 14.MAR.2024 21:33:22

Out Of Band Emission
8DPSK_3-DH5_Channel 39



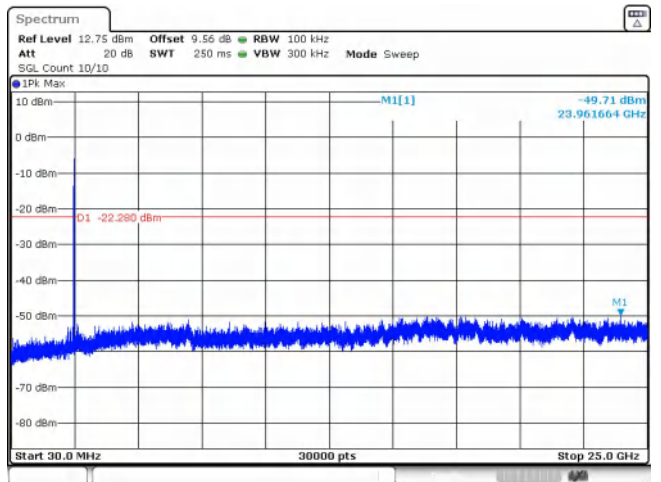
Date: 14.MAR.2024 21:33:45

Spurious Emissions
8DPSK_3-DH5_Channel 39



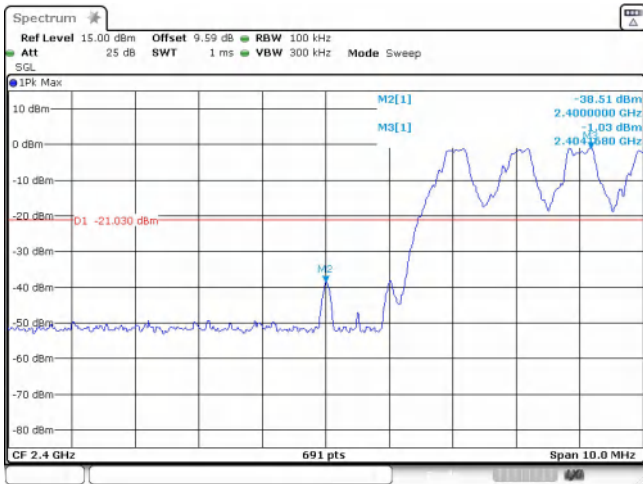
Date: 14.MAR.2024 21:35:46

Out Of Band Emission
8DPSK_3-DH5_Channel 78



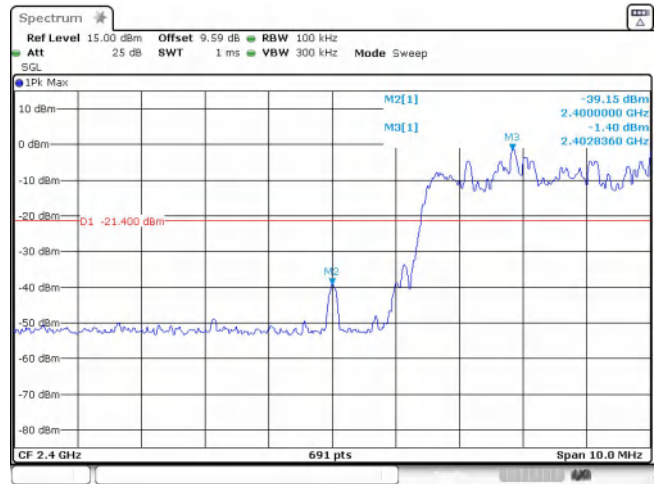
Date: 14.MAR.2024 21:36:08

Spurious Emission
8DPSK_3-DH5_Channel 78



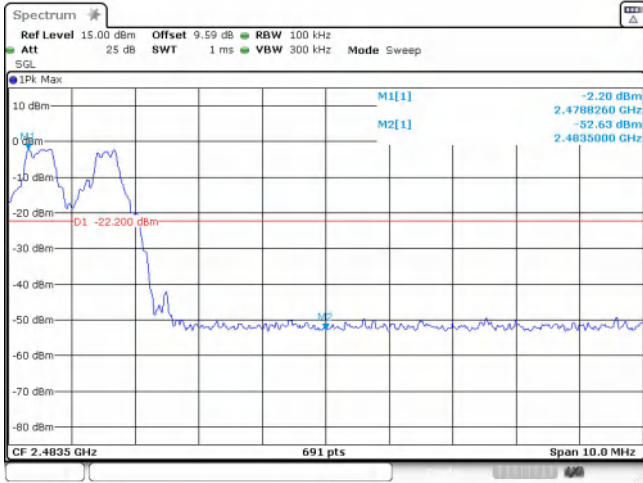
Date: 14.MAR.2024 21:59:51

Out Of Band Emission(Left)
GFSK_DH5_Channel Hopping



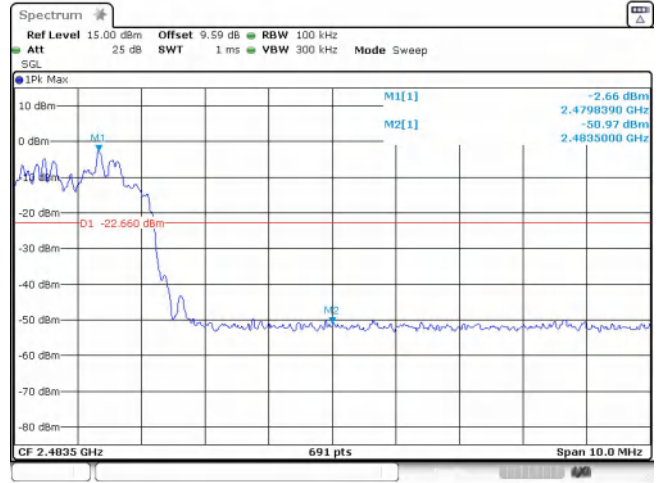
Date: 14.MAR.2024 22:05:30

Out Of Band Emission(Left)
 $\pi/4$ DQPSK_2-DH5_Channel Hopping



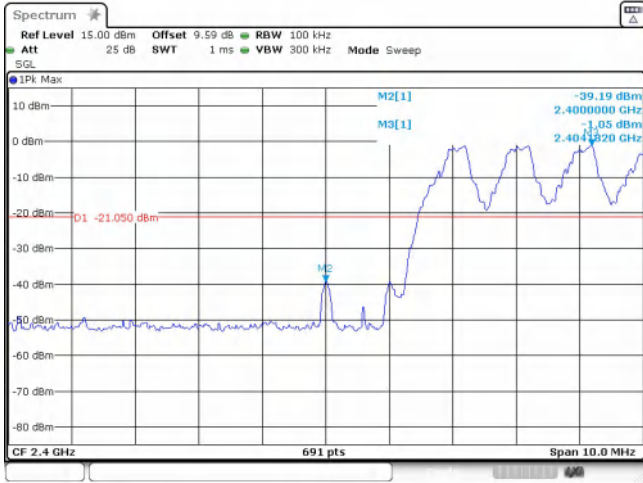
Date: 14.MAR.2024 22:00:12

Out Of Band Emission(Right)
GFSK_DH5_Channel Hopping



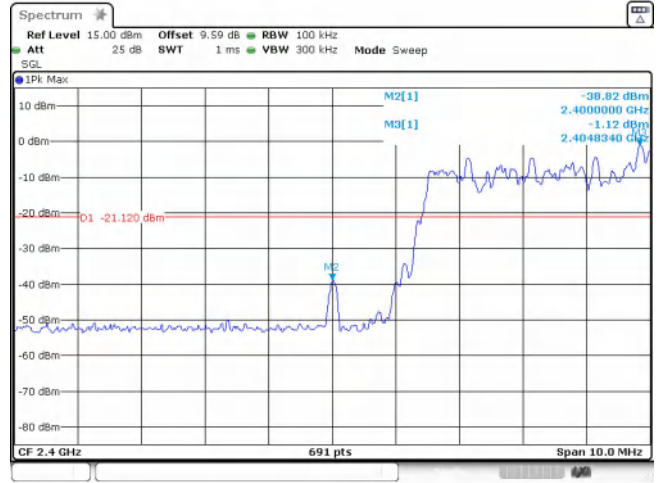
Date: 14.MAR.2024 22:05:50

Out Of Band Emission(Right)
 $\pi/4$ DQPSK_2-DH5_Channel Hopping



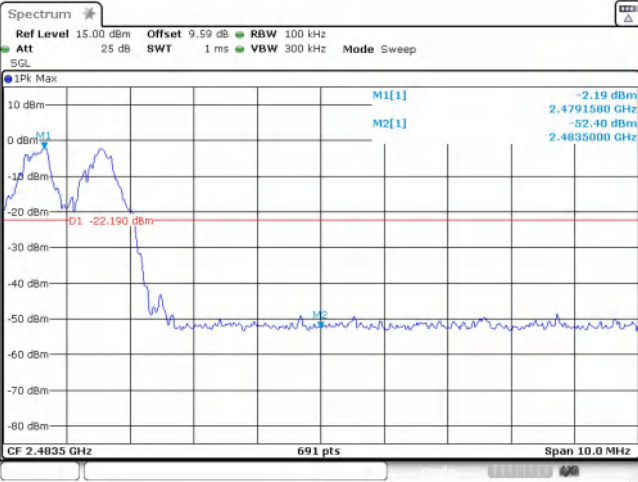
Date: 14.MAR.2024 22:01:19

Out Of Band Emission(Left)
GFSK_DH5_Channel Hopping



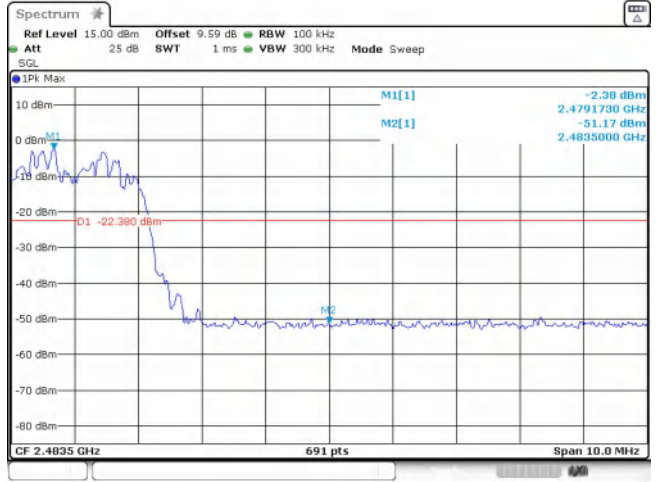
Date: 14.MAR.2024 22:07:10

Out Of Band Emission(Left)
 $\pi/4$ DQPSK_2-DH5_Channel Hopping



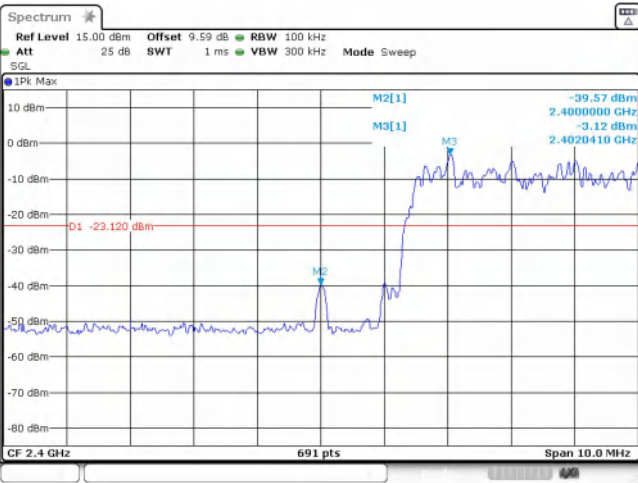
Date: 14.MAR.2024 22:01:38

Out Of Band Emission(Right)
GFSK_DH5_Channel Hopping



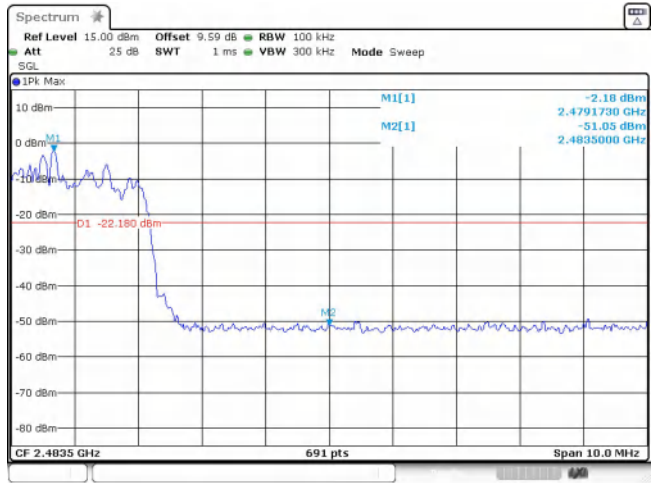
Date: 14.MAR.2024 22:07:51

Out Of Band Emission(Right)
 $\pi/4$ DQPSK_2-DH5_Channel Hopping



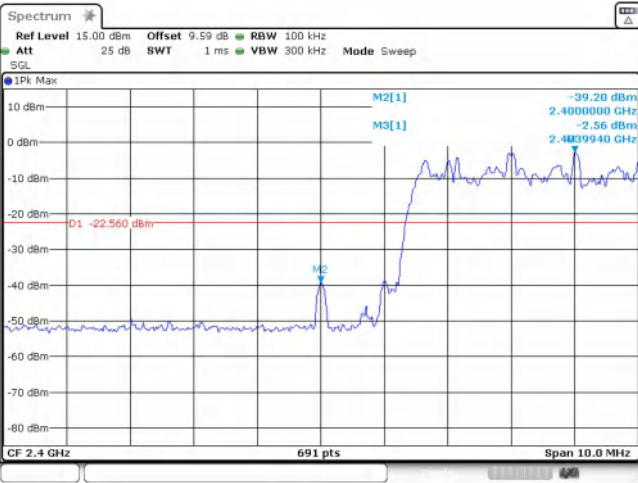
Date: 14.MAR.2024 22:11:49

Out Of Band Emission(Left)
8DPSK_3-DH5_Channel Hopping



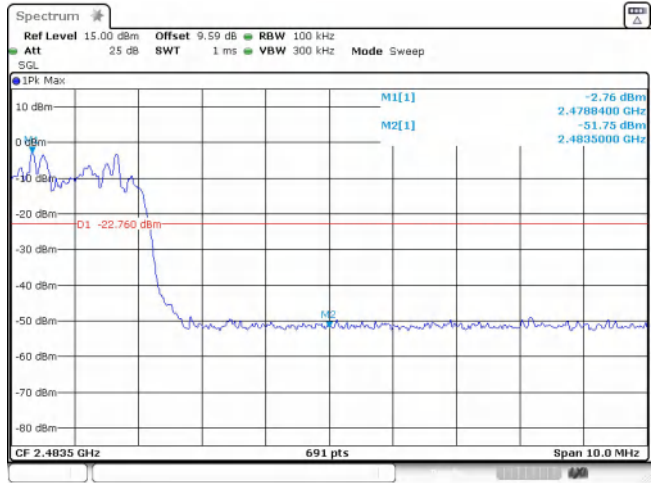
Date: 14.MAR.2024 22:12:12

Out Of Band Emission(Right)
8DPSK_3-DH5_Channel Hopping



Date: 14.MAR.2024 22:13:09

Out Of Band Emission(Left)
8DPSK_3-DH5_Channel Hopping



Date: 14.MAR.2024 22:13:57

Out Of Band Emission(Right)
8DPSK_3-DH5_Channel Hopping

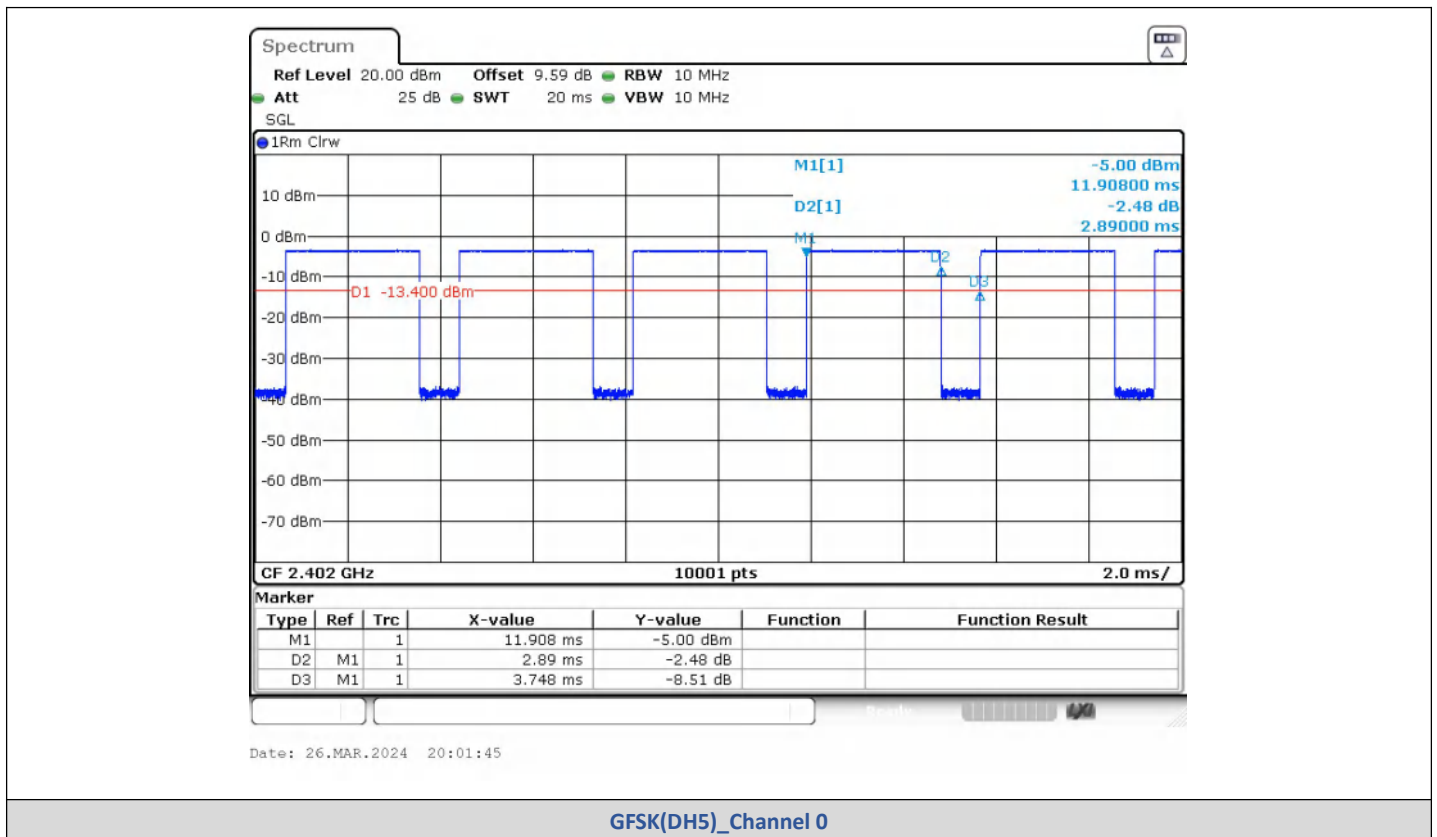
6) Duty Cycle

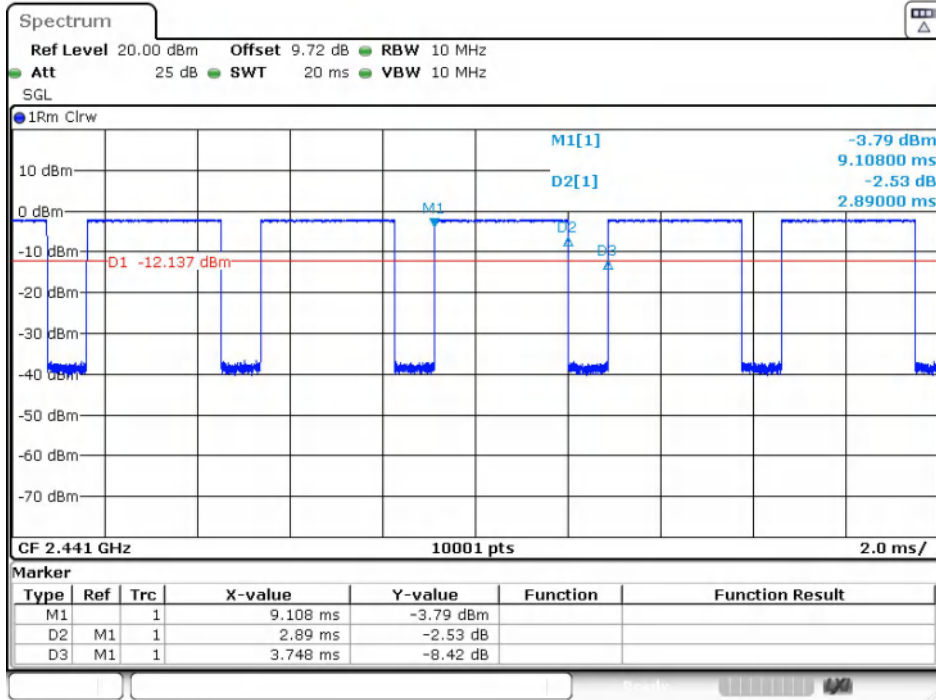
Test Result

Left

Modulation	Packets	Channel	On Time (ms)	Period (ms)	Duty Cycle (%)	Duty Cycle (linear)	Duty Cycle Factor (dB)	1/T
GFSK	DH5	0	2.890	3.748	77.11	0.7711	1.1289	0.35
		39	2.890	3.748	77.11	0.7711	1.1289	0.35
		78	2.890	3.748	77.11	0.7711	1.1289	0.35
$\pi/4$ DQPSK	2-DH5	0	2.880	3.741	76.98	0.7698	1.1362	0.35
		39	2.886	3.748	77.00	0.7700	1.1351	0.35
		78	2.880	3.741	76.98	0.7698	1.1362	0.35
8DPSK	3-DH5	0	2.881	3.740	77.01	0.7701	1.1345	0.35
		39	2.881	3.740	77.01	0.7701	1.1345	0.35
		78	2.881	3.741	77.01	0.7701	1.1345	0.35

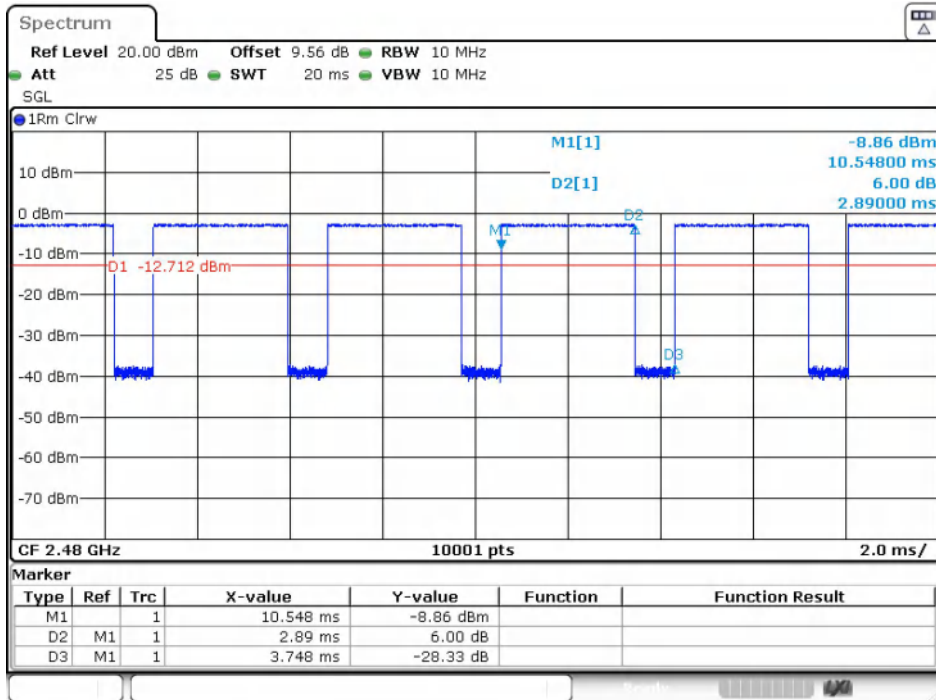
Test Graphs





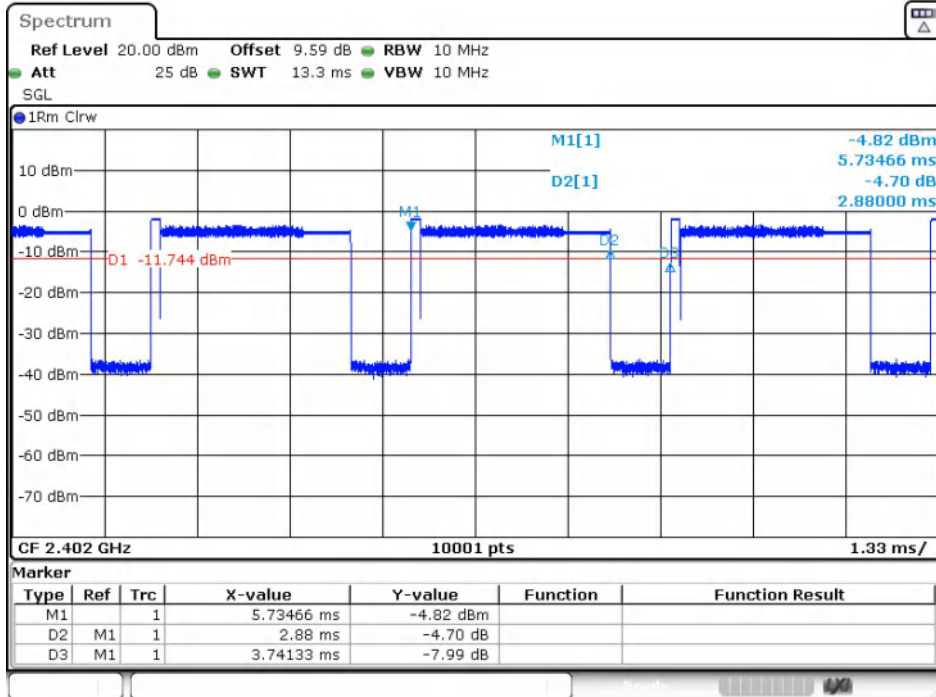
Date: 26.MAR.2024 20:04:19

GFSK(DH5)_Channel 39



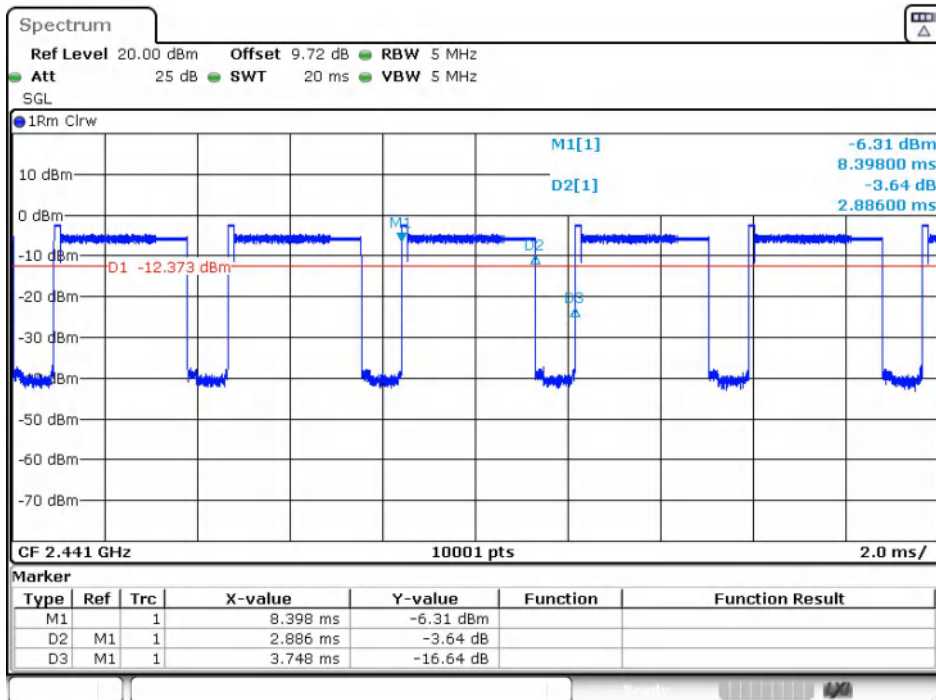
Date: 26.MAR.2024 20:10:14

GFSK(DH5)_Channel 78



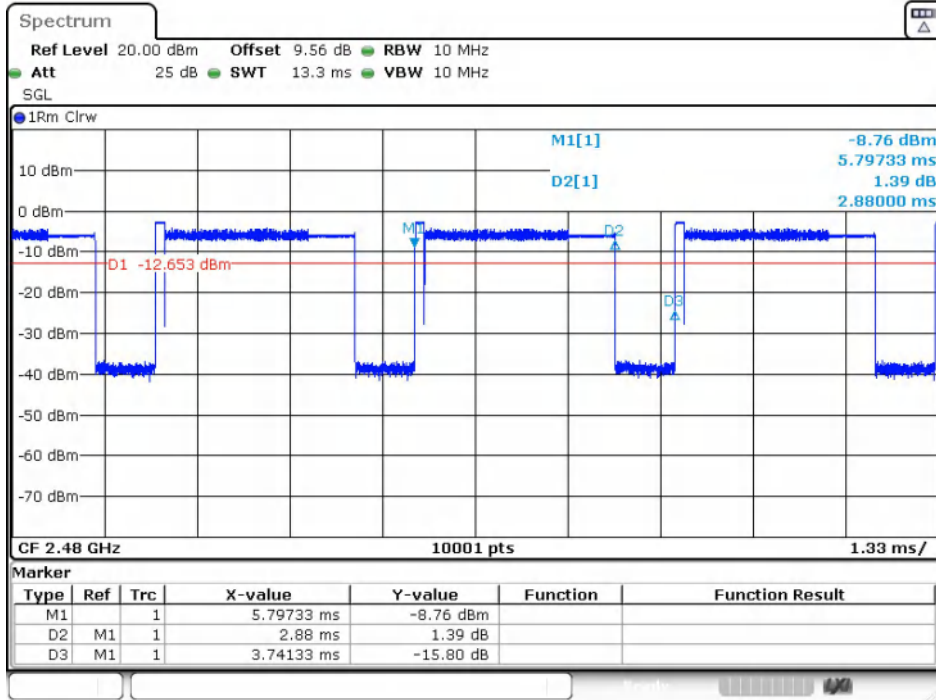
Date: 26.MAR.2024 20:51:11

$\pi/4$ DQPSK(2-DH5)_Channel 0



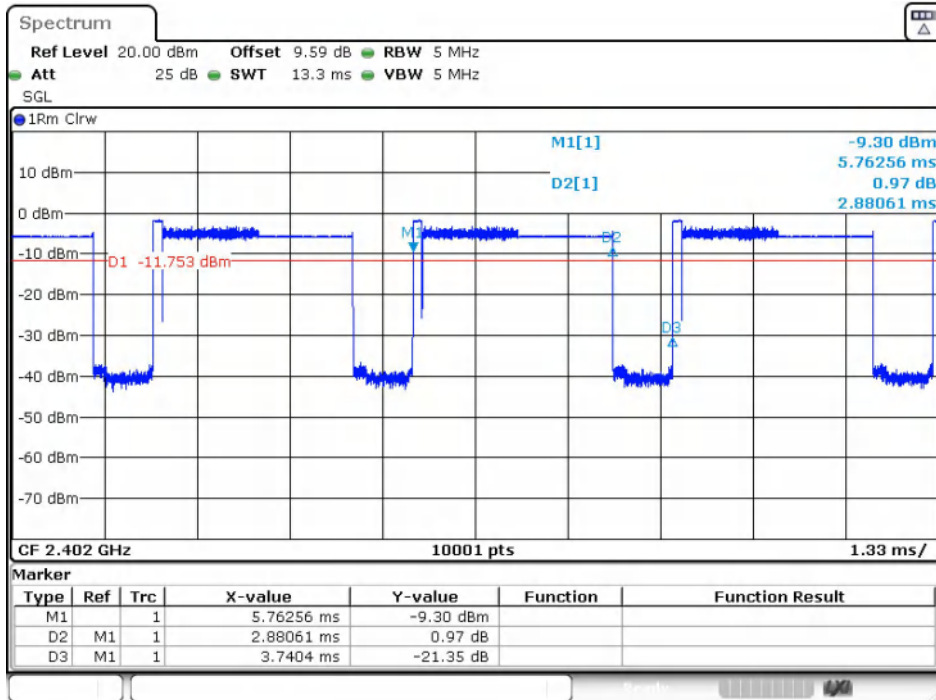
Date: 26.MAR.2024 20:52:22

$\pi/4$ DQPSK(2-DH5)_Channel 39



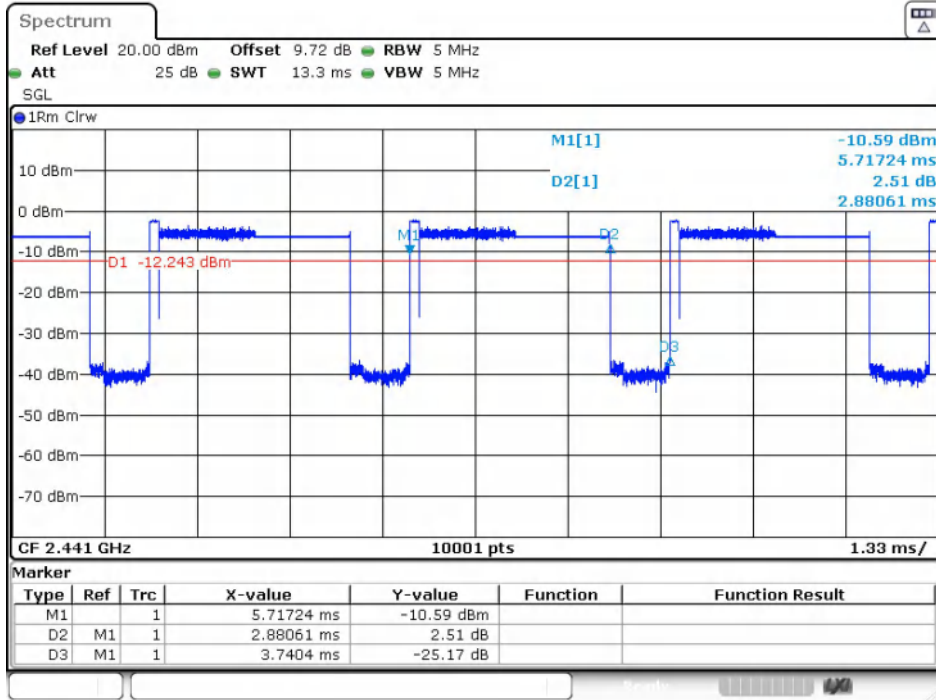
Date: 26.MAR.2024 20:58:02

$\pi/4$ DQPSK(2-DH5)_Channel 78

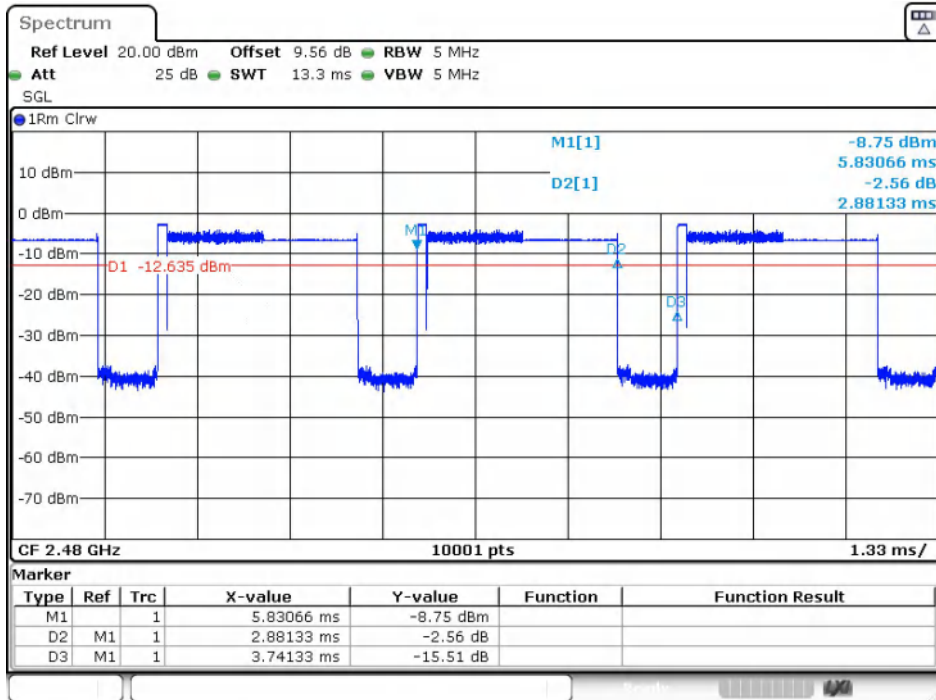


Date: 26.MAR.2024 21:15:42

8DPSK(3-DH5)_Channel 0



8DPSK(3-DH5)_Channel 39

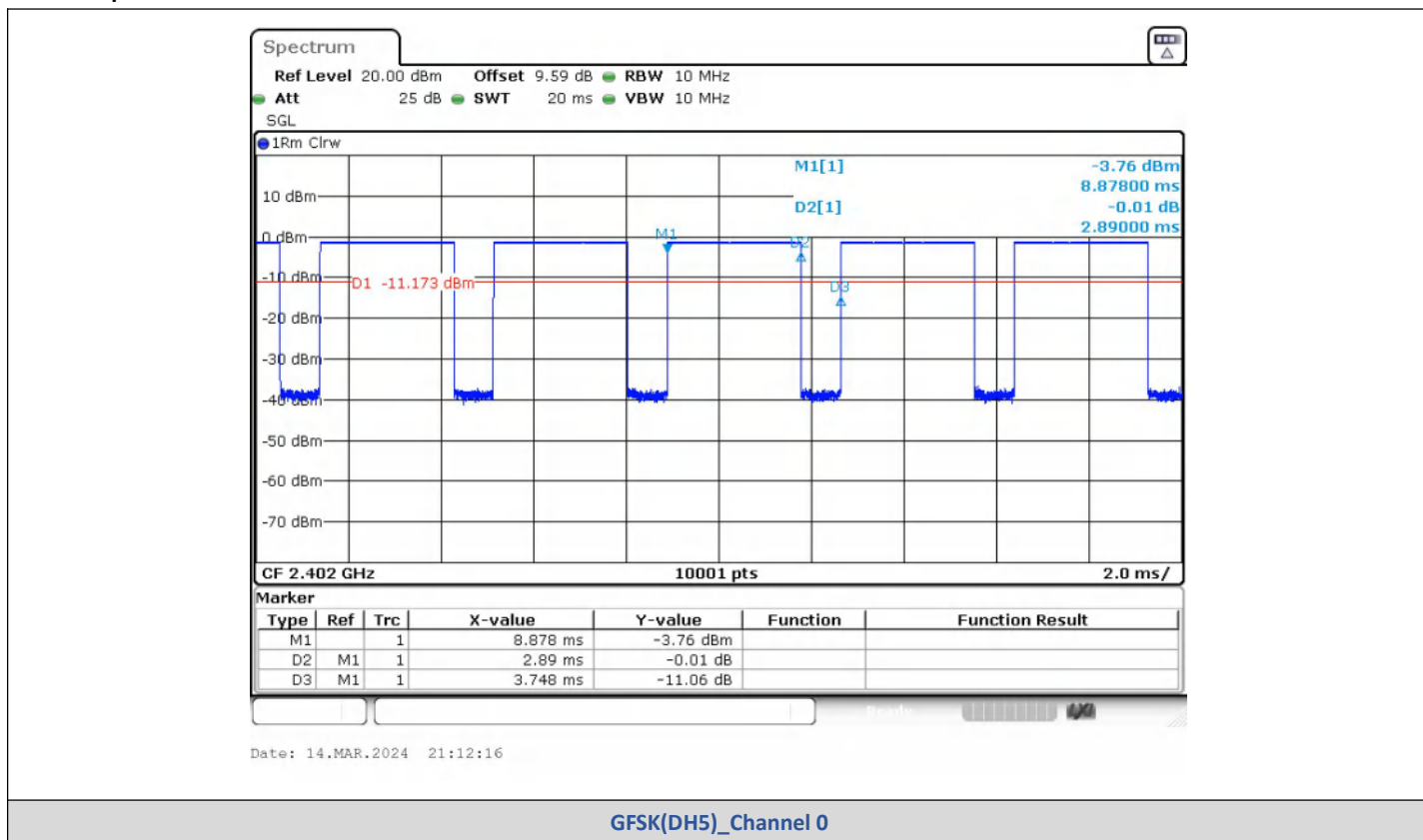


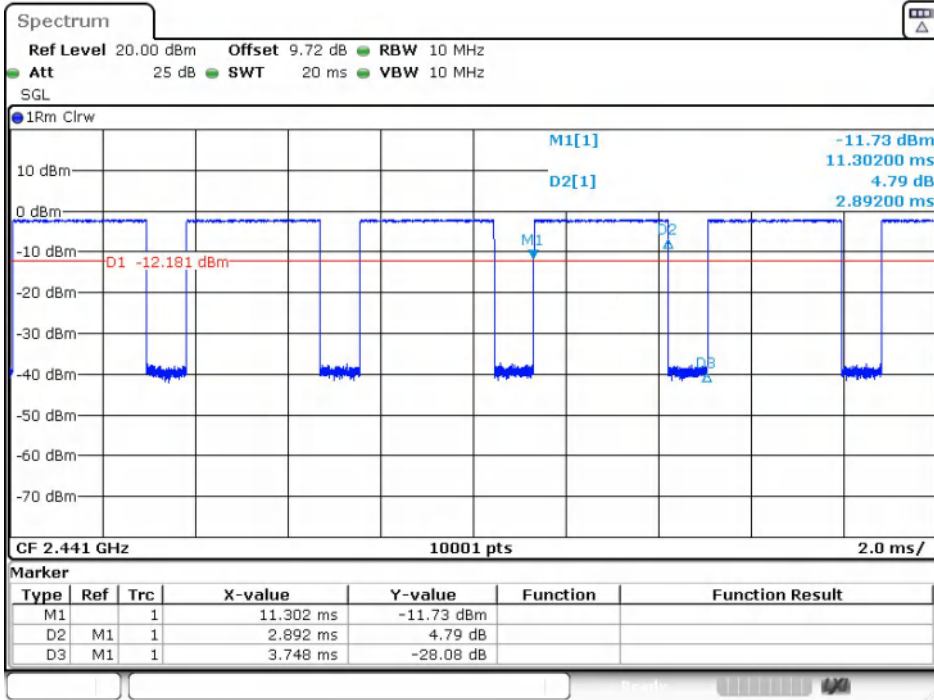
8DPSK(3-DH5)_Channel 78

Right

Modulation	Packets	Channel	On Time (ms)	Period (ms)	Duty Cycle (%)	Duty Cycle (linear)	Duty Cycle Factor (dB)	1/T
GFSK	DH5	0	2.890	3.748	77.11	0.7711	1.1289	0.35
		39	2.892	3.748	77.16	0.7716	1.1261	0.35
		78	2.890	3.748	77.11	0.7711	1.1289	0.35
$\pi/4$ DQPSK	2-DH5	0	2.879	3.740	76.98	0.7698	1.1362	0.35
		39	2.880	3.741	76.98	0.7698	1.1362	0.35
		78	2.880	3.741	76.98	0.7698	1.1362	0.35
8DPSK	3-DH5	0	2.886	3.748	77.00	0.7700	1.1351	0.35
		39	2.886	3.748	77.00	0.7700	1.1351	0.35
		78	2.881	3.741	77.01	0.7701	1.1345	0.35

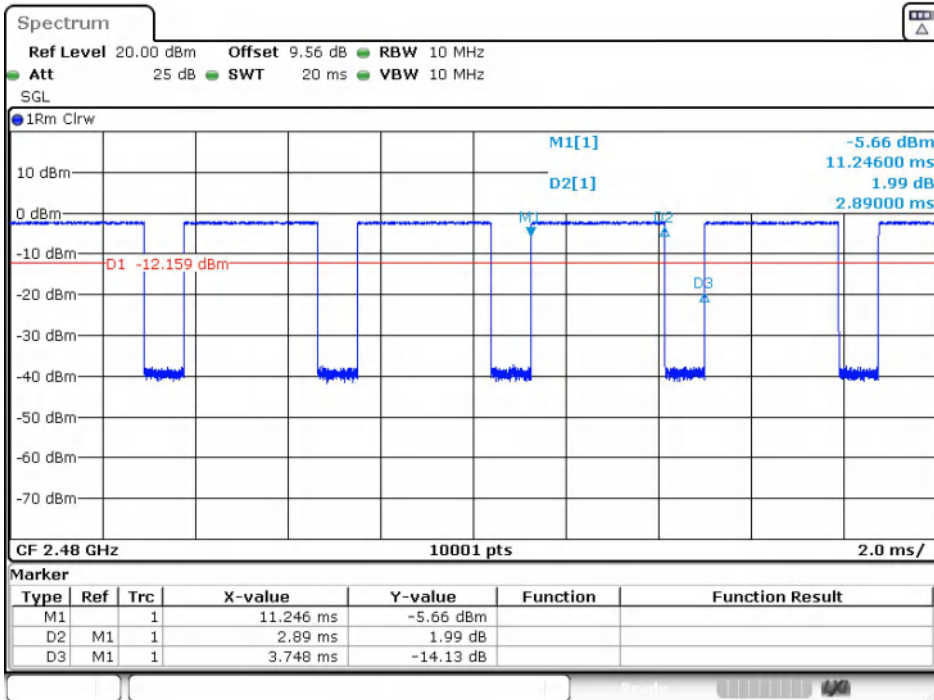
Test Graphs





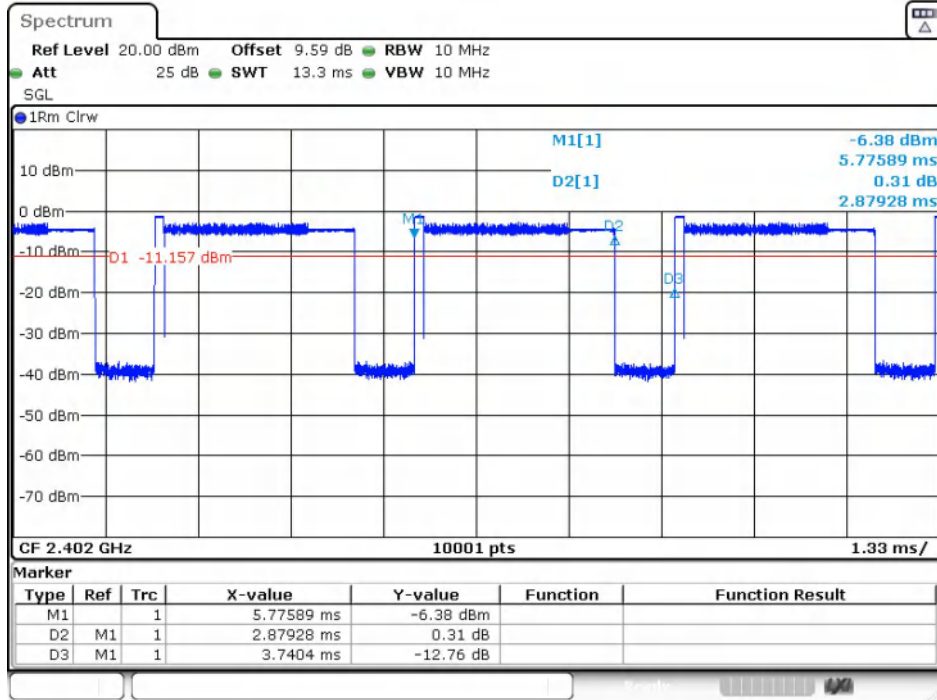
Date: 14.MAR.2024 21:14:21

GFSK(DH5)_Channel 39



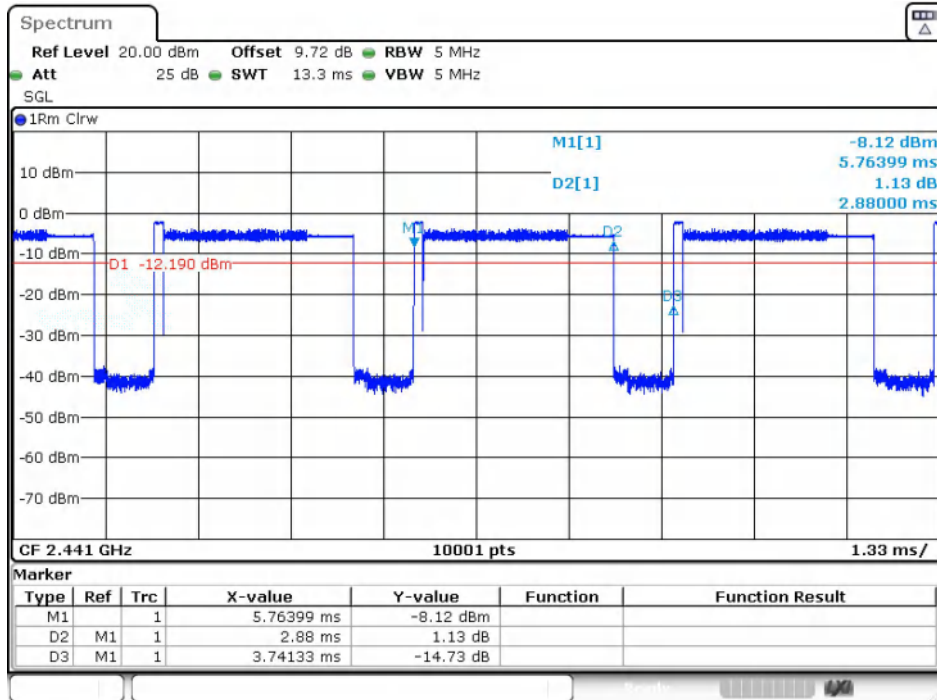
Date: 14.MAR.2024 21:16:15

GFSK(DH5)_Channel 78



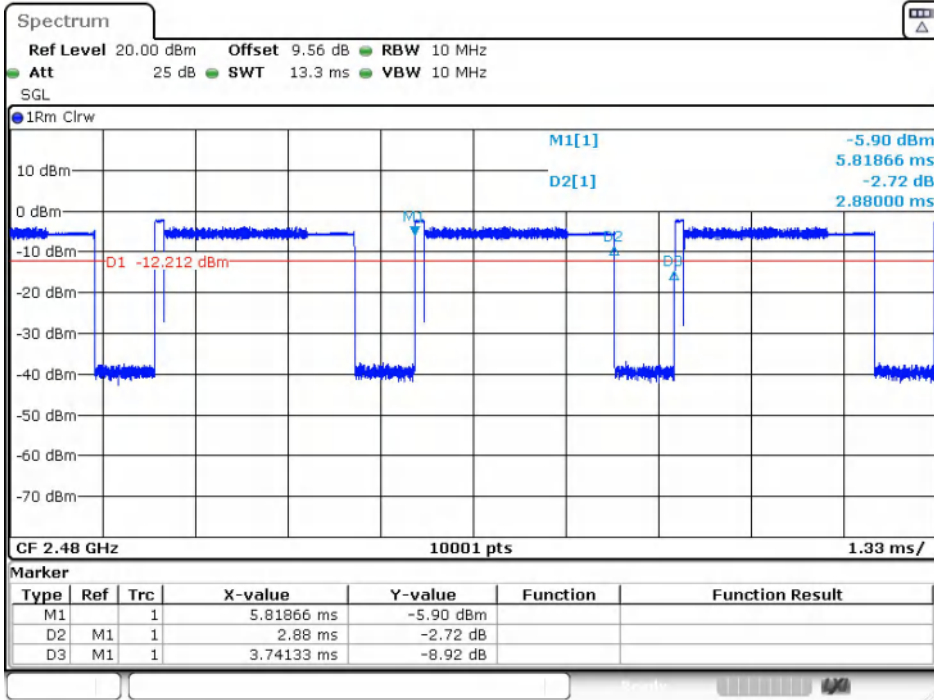
Date: 14.MAR.2024 21:22:35

$\pi/4$ DQPSK(2-DH5)_Channel 0



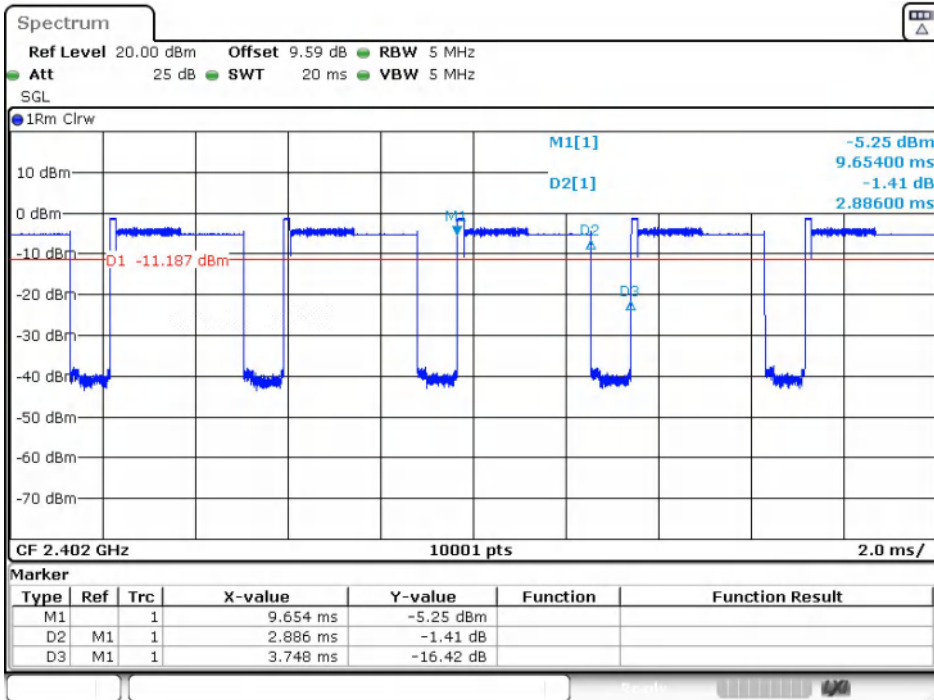
Date: 14.MAR.2024 21:37:45

$\pi/4$ DQPSK(2-DH5)_Channel 39



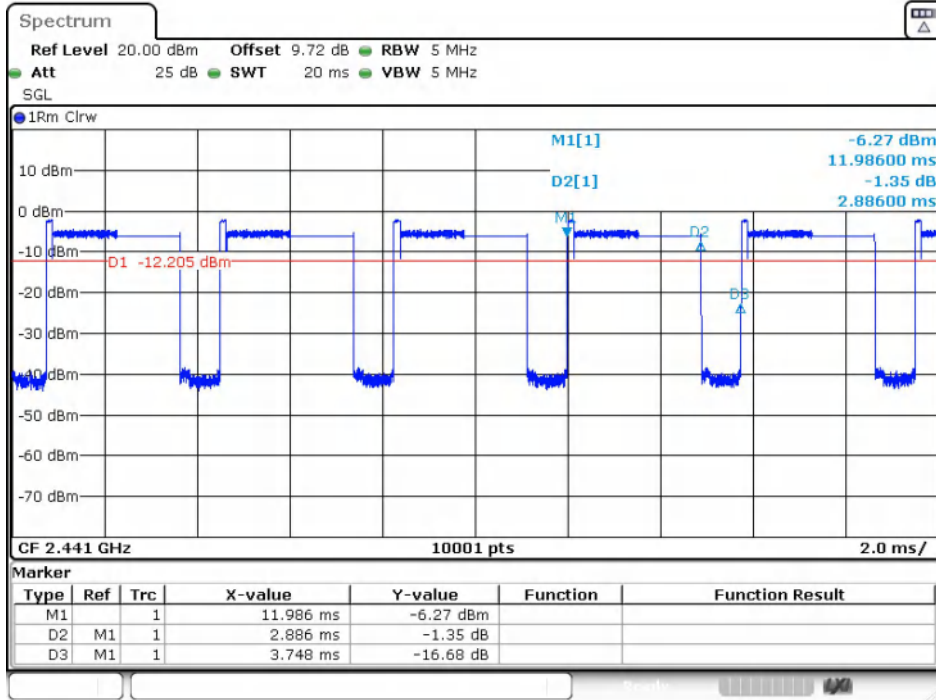
Date: 14.MAR.2024 21:27:20

$\pi/4$ DQPSK(2-DH5)_Channel 78



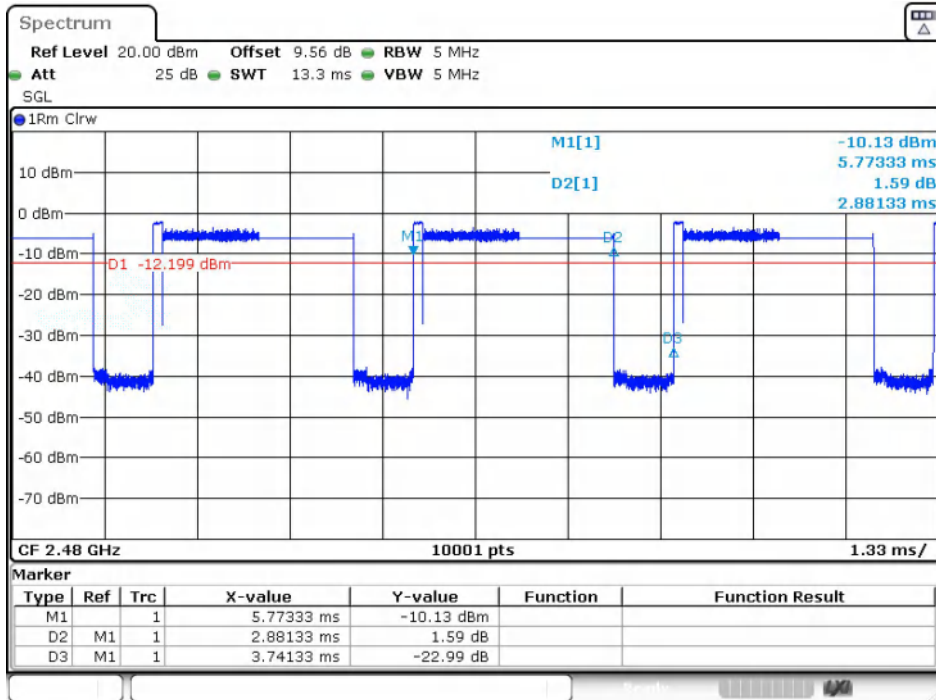
Date: 14.MAR.2024 21:39:36

8DPSK(3-DH5)_Channel 0



Date: 14.MAR.2024 21:40:08

8DPSK(3-DH5)_Channel 39



Date: 14.MAR.2024 21:41:02

8DPSK(3-DH5)_Channel 78

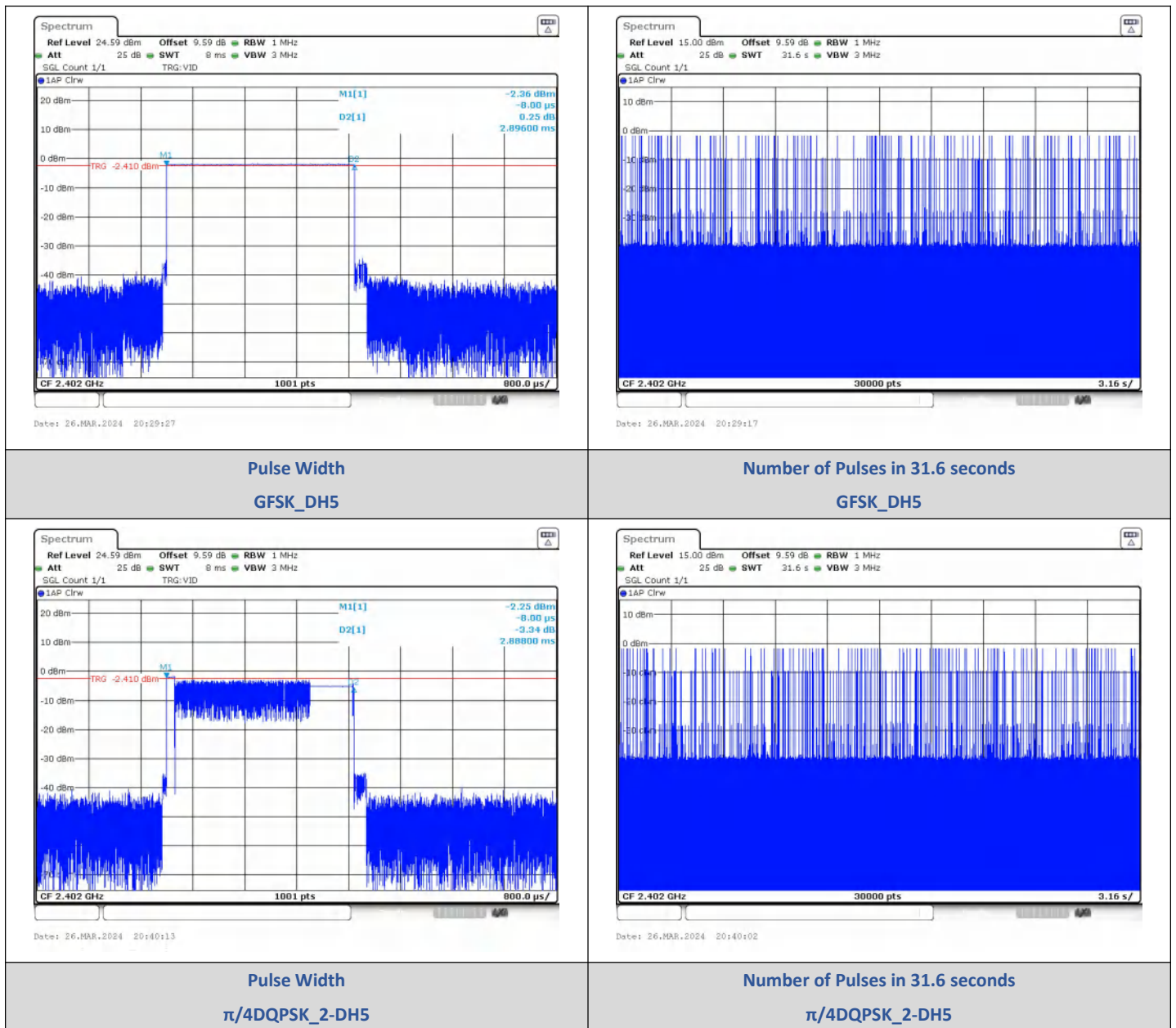
7) Dwell Time

Test Result

Left

Modulation	Packet	Channel	Pulse Width (ms)	Number of Pulses in 31.6 seconds	Dwell Time (ms)	Limit (ms)	Result
GFSK	DH5	CH0 (2402MHz)	2.896	111	321.46	< 400	PASS
$\pi/4$ DQPSK	2-DH5		2.888	117	337.9		PASS
8DPSK	3-DH5		2.888	111	320.57		PASS

Test Graphs

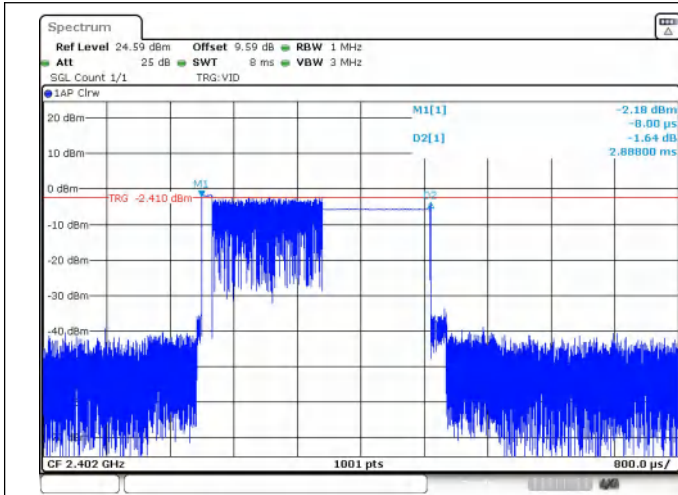


Pulse Width
GFSK_DH5

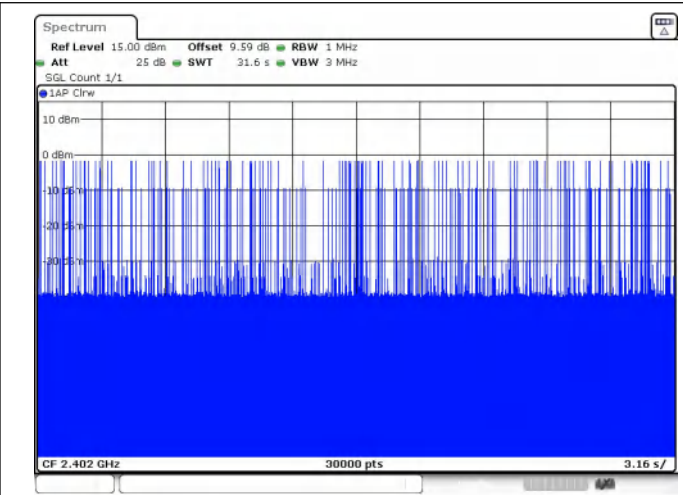
Number of Pulses in 31.6 seconds
GFSK_DH5

Pulse Width
 $\pi/4$ DQPSK_2-DH5

Number of Pulses in 31.6 seconds
 $\pi/4$ DQPSK_2-DH5



Pulse Width
8DPSK_3-DH5

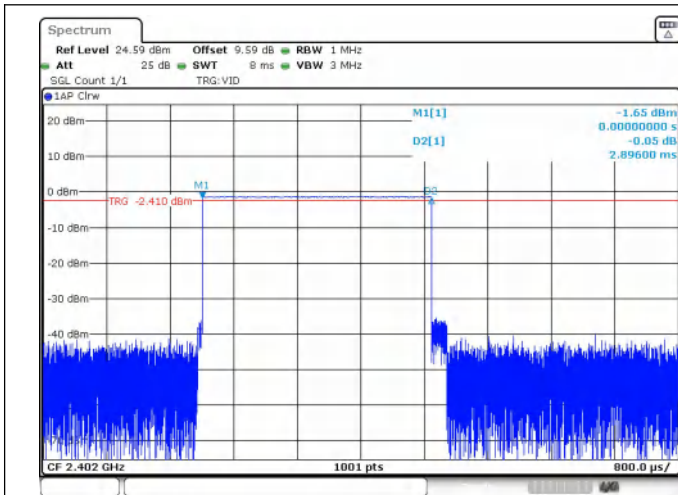


Number of Pulses in 31.6 seconds
8DPSK_3-DH5

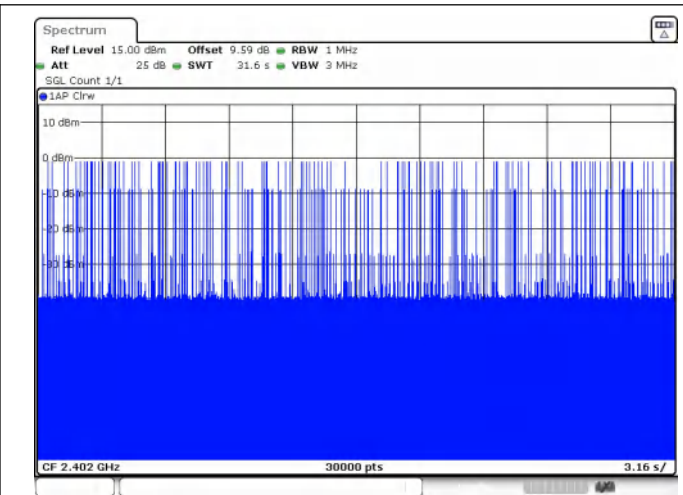
Right

Modulation	Packet	Channel	Pulse Width (ms)	Number of Pulses in 31.6 seconds	Dwell Time (ms)	Limit (ms)	Result
GFSK	DH5	CH0 (2402MHz)	2.896	112	324.35	< 400	PASS
$\pi/4$ DQPSK	2-DH5		2.888	109	314.79		PASS
8DPSK	3-DH5		2.888	112	323.46		PASS

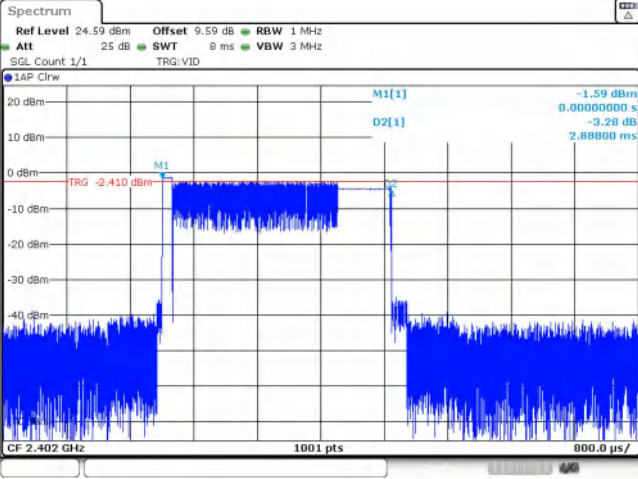
Test Graphs



Pulse Width
GFSK_DH5

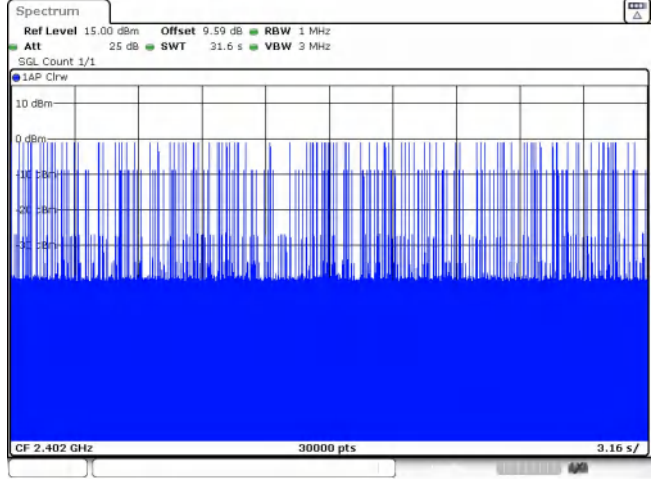


Number of Pulses in 31.6 seconds
GFSK_DH5



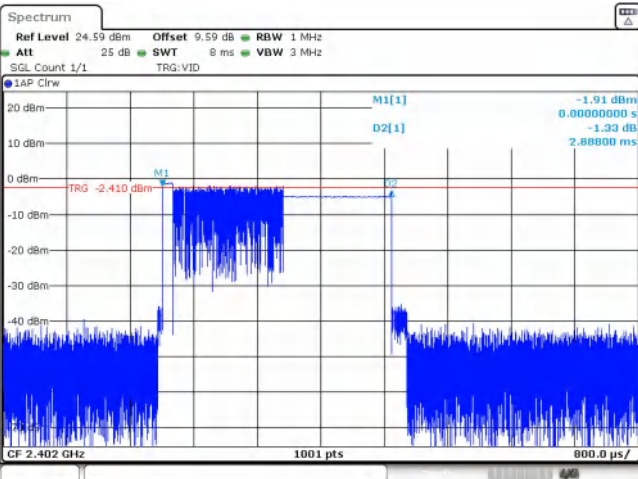
Date: 14.MAR.2024 22:03:24

Pulse Width
 $\pi/4$ QPSK_2-DH5



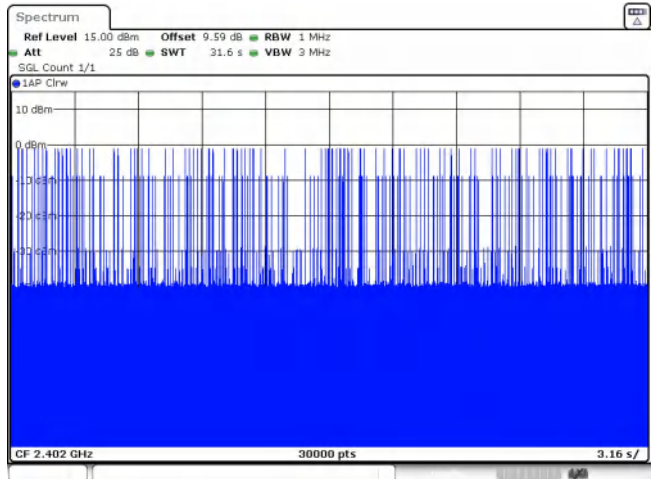
Date: 14.MAR.2024 22:03:13

Number of Pulses in 31.6 seconds
 $\pi/4$ QPSK_2-DH5



Date: 14.MAR.2024 22:09:38

Pulse Width
8DPSK_3-DH5



Date: 14.MAR.2024 22:09:28

Number of Pulses in 31.6 seconds
8DPSK_3-DH5

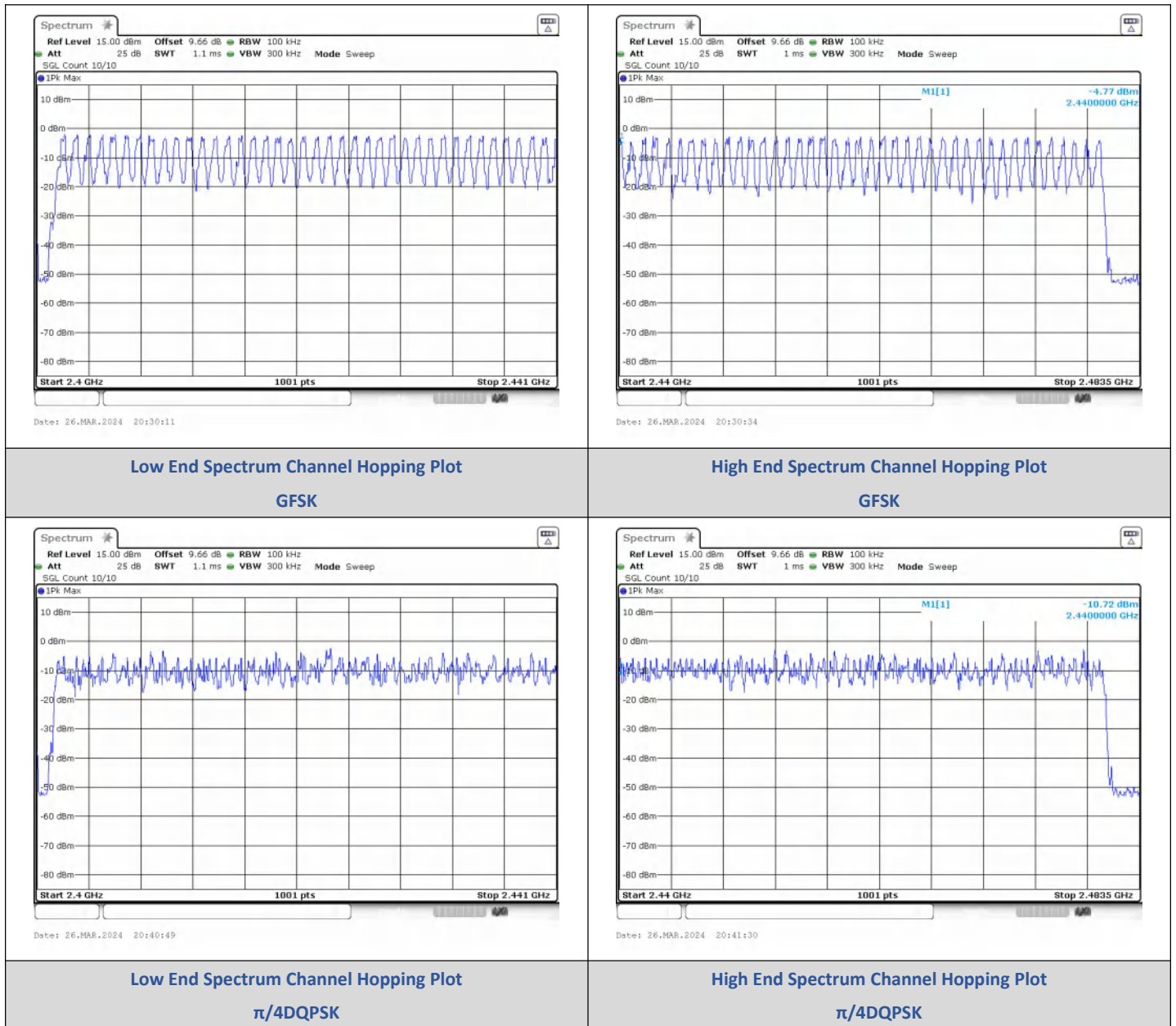
8) Number Of Hopping Channel

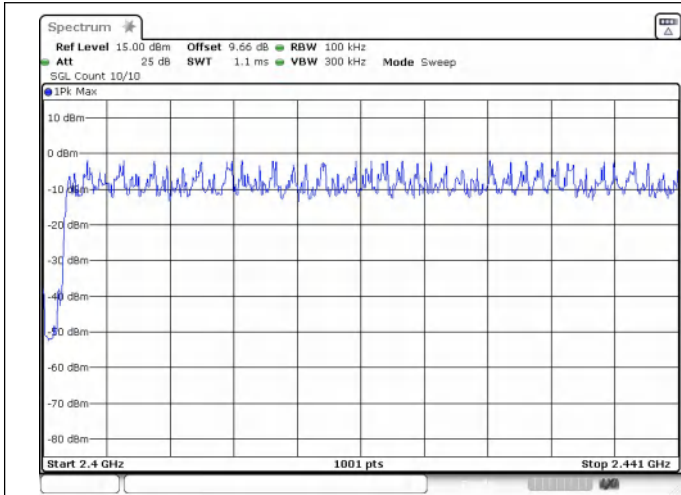
Test Result

Left

Modulation	Packet	Number of Hopping Channel	Limit	Result
GFSK	DH5	79	15	PASS
$\pi/4$ DQPSK	2-DH5	79	15	PASS
8DPSK	3-DH5	79	15	PASS

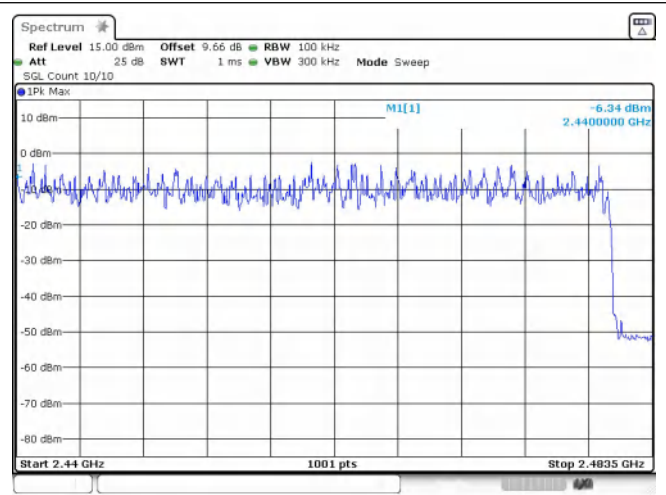
Test Graphs





Date: 26.MAR.2024 21:04:16

Low End Spectrum Channel Hopping Plot
8DPSK



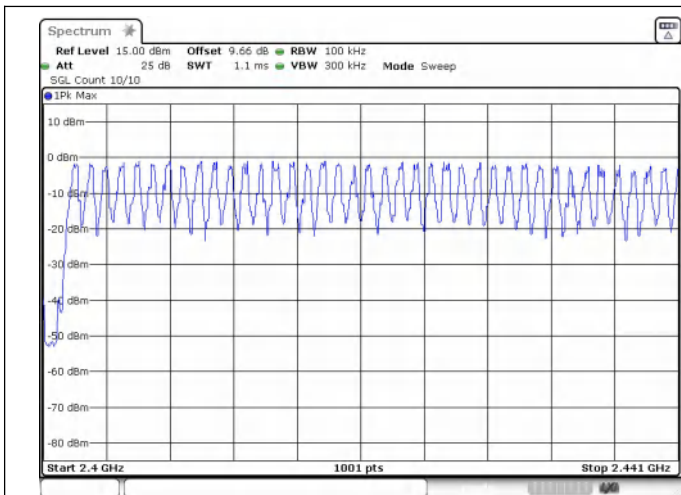
Date: 26.MAR.2024 21:06:16

High End Spectrum Channel Hopping Plot
8DPSK

Right

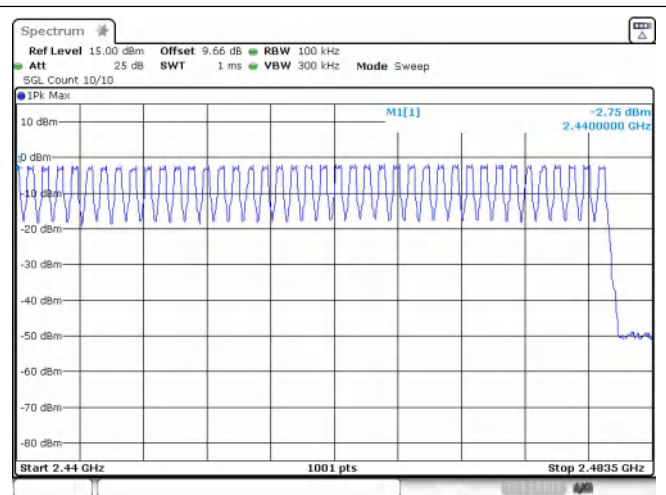
Modulation	Packet	Number of Hopping Channel	Limit	Result
GFSK	DH5	79	15	PASS
$\pi/4$ DQPSK	2-DH5	79	15	PASS
8DPSK	3-DH5	79	15	PASS

Test Graphs



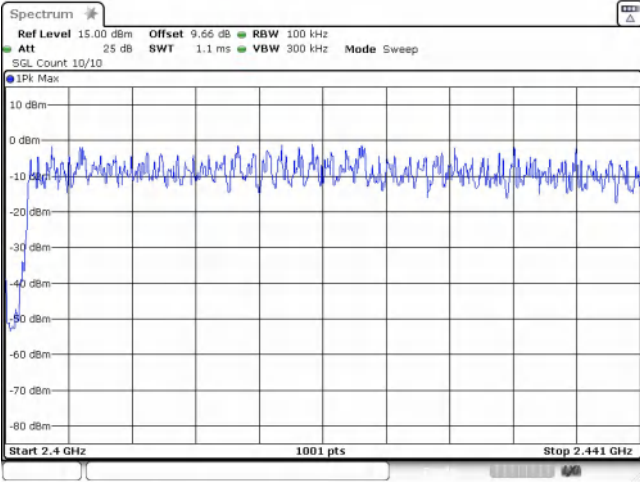
Date: 14.MAR.2024 21:44:04

Low End Spectrum Channel Hopping Plot
GFSK



Date: 14.MAR.2024 21:50:24

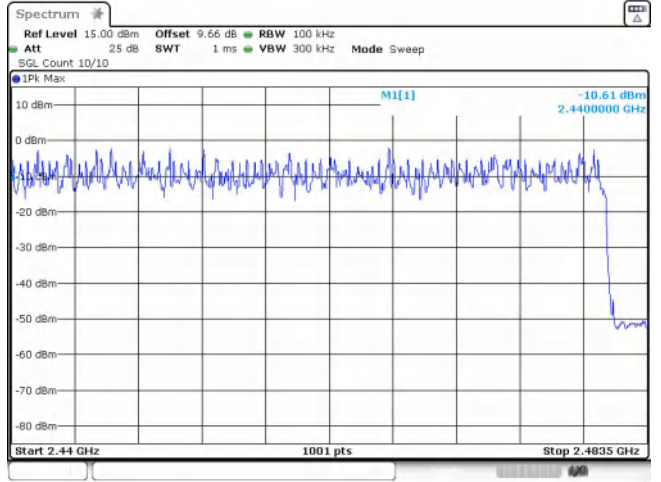
High End Spectrum Channel Hopping Plot
GFSK



Date: 14.MAR.2024 22:04:07

Low End Spectrum Channel Hopping Plot

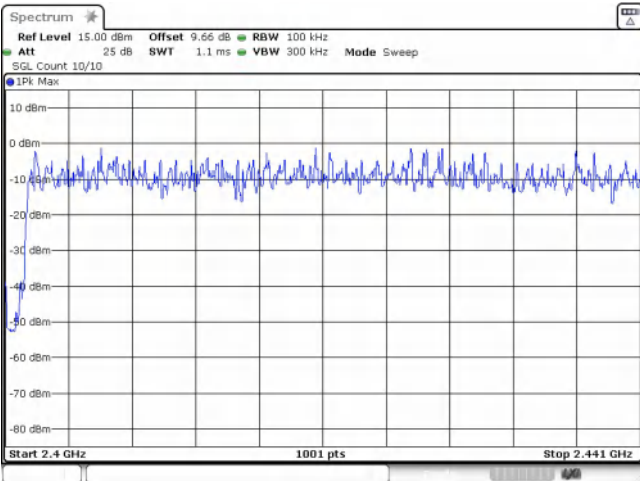
$\pi/4$ QPSK



Date: 14.MAR.2024 22:04:48

High End Spectrum Channel Hopping Plot

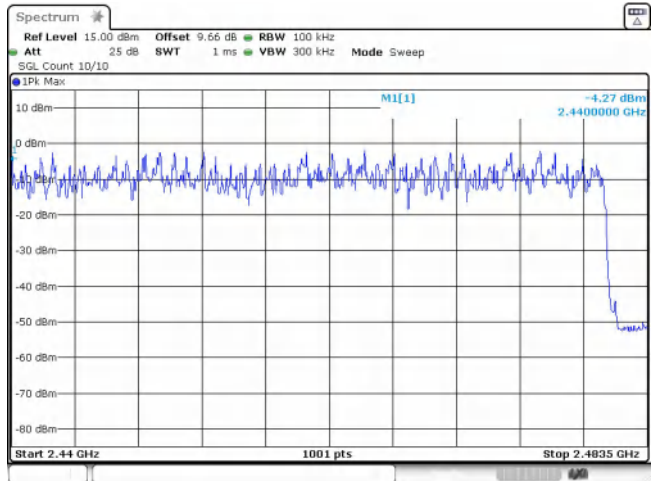
$\pi/4$ QPSK



Date: 14.MAR.2024 22:10:26

Low End Spectrum Channel Hopping Plot

8DPSK



Date: 14.MAR.2024 22:11:14

High End Spectrum Channel Hopping Plot

8DPSK