



Appendix E

RF Test Data for 5.8G WIFI (Conducted Measurement)

Product Name: VIM1S

Test Model: VIM1S

Environmental Conditions

| | |
|--------------------|-----------|
| Temperature: | 23.8° C |
| Relative Humidity: | 52.1% |
| ATM Pressure: | 100.0 kPa |
| Test Engineer: | Wunder Wu |
| Supervised by: | Li Huan |





E.1 -6dB Bandwidth

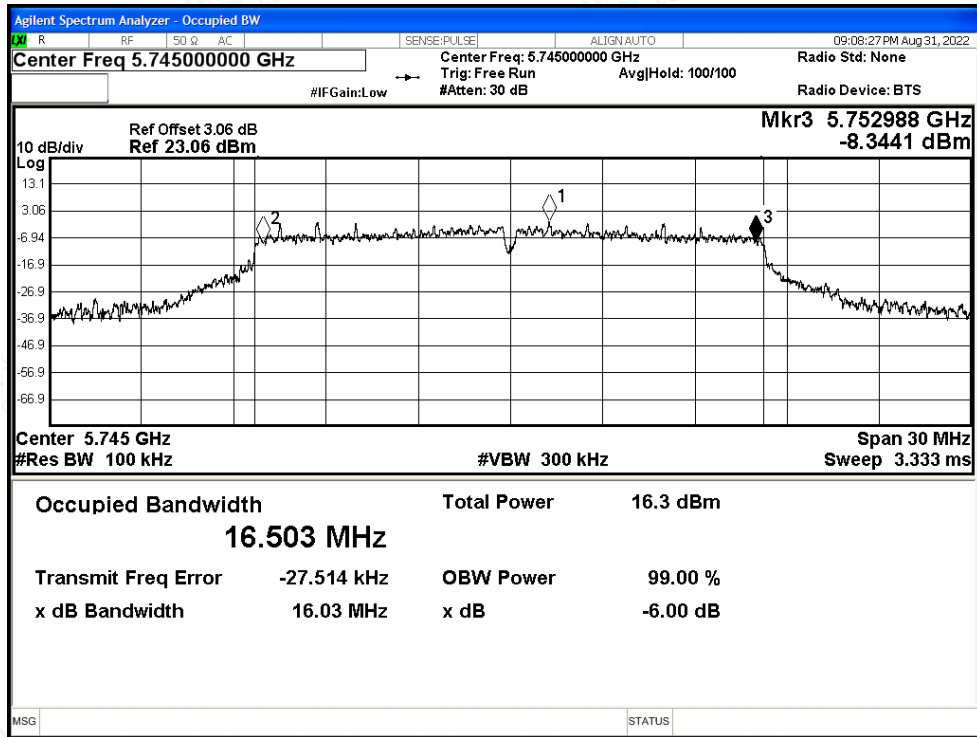
| Condition | Mode | Frequency (MHz) | Antenna | -6 dB Bandwidth (MHz) | Limit -6 dB Bandwidth (MHz) | Verdict |
|-----------|------|-----------------|---------|-----------------------|-----------------------------|---------|
| NVNT | a | 5745 | Ant1 | 16.031 | >=0.5 | Pass |
| NVNT | a | 5785 | Ant1 | 16.331 | >=0.5 | Pass |
| NVNT | a | 5825 | Ant1 | 16.327 | >=0.5 | Pass |
| NVNT | n20 | 5745 | Ant1 | 17.286 | >=0.5 | Pass |
| NVNT | n20 | 5785 | Ant1 | 17.302 | >=0.5 | Pass |
| NVNT | n20 | 5825 | Ant1 | 16.986 | >=0.5 | Pass |
| NVNT | n40 | 5755 | Ant1 | 35.866 | >=0.5 | Pass |
| NVNT | n40 | 5795 | Ant1 | 35.633 | >=0.5 | Pass |
| NVNT | ac20 | 5745 | Ant1 | 17.065 | >=0.5 | Pass |
| NVNT | ac20 | 5785 | Ant1 | 16.933 | >=0.5 | Pass |
| NVNT | ac20 | 5825 | Ant1 | 17.567 | >=0.5 | Pass |
| NVNT | ac40 | 5755 | Ant1 | 35.408 | >=0.5 | Pass |
| NVNT | ac40 | 5795 | Ant1 | 35.626 | >=0.5 | Pass |
| NVNT | ac80 | 5775 | Ant1 | 75.158 | >=0.5 | Pass |



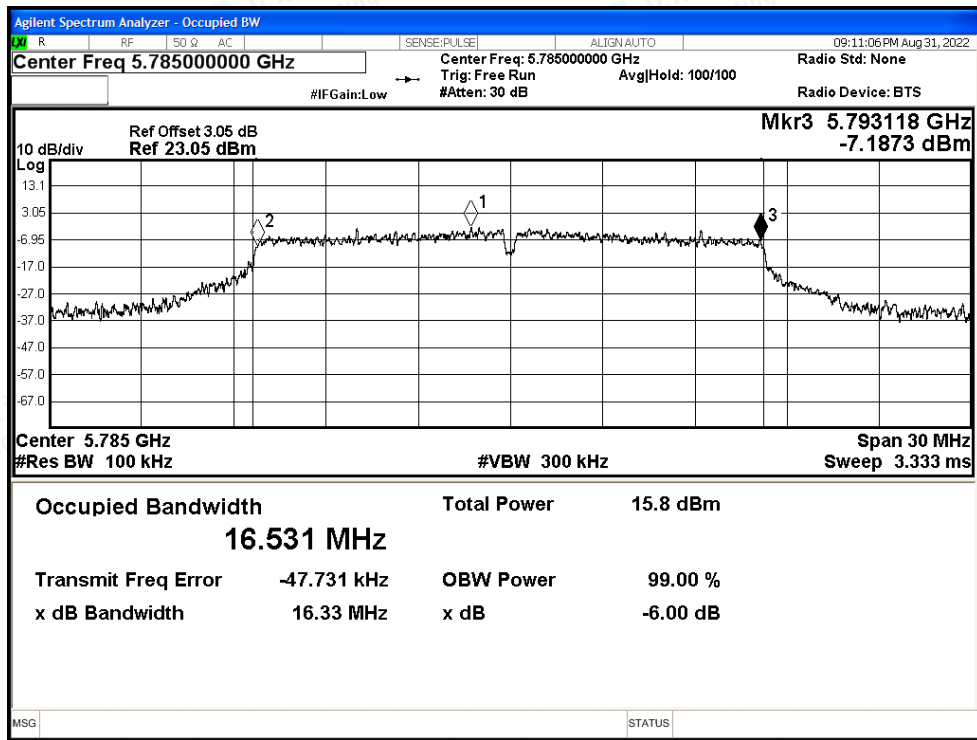


Test Graphs

-6dB Bandwidth NVNT a 5745MHz Ant1

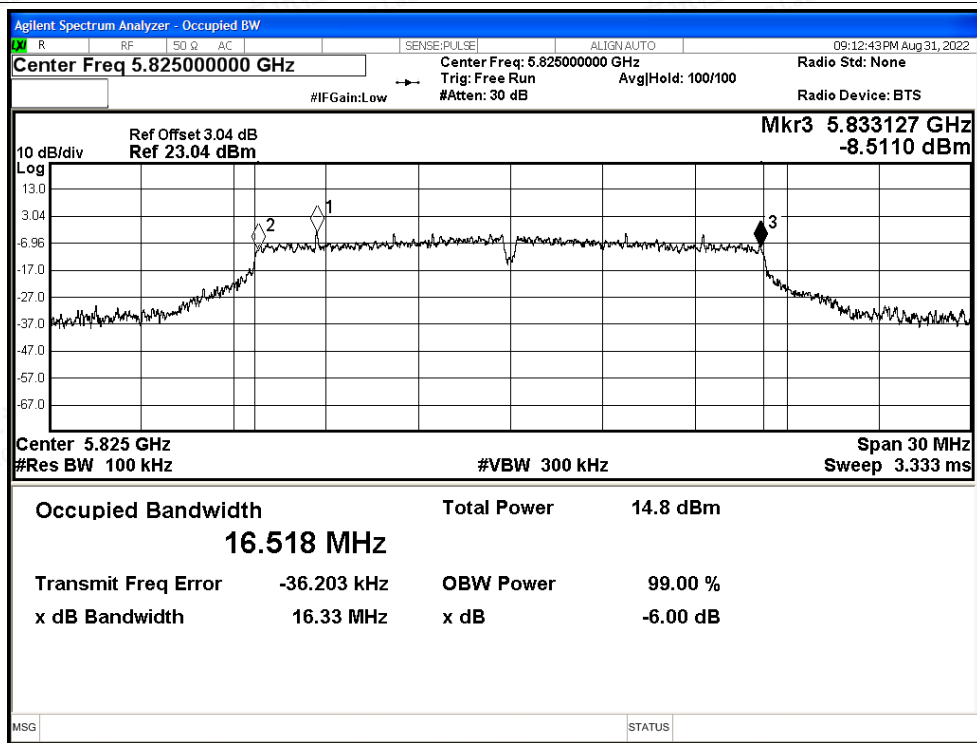


-6dB Bandwidth NVNT a 5785MHz Ant1

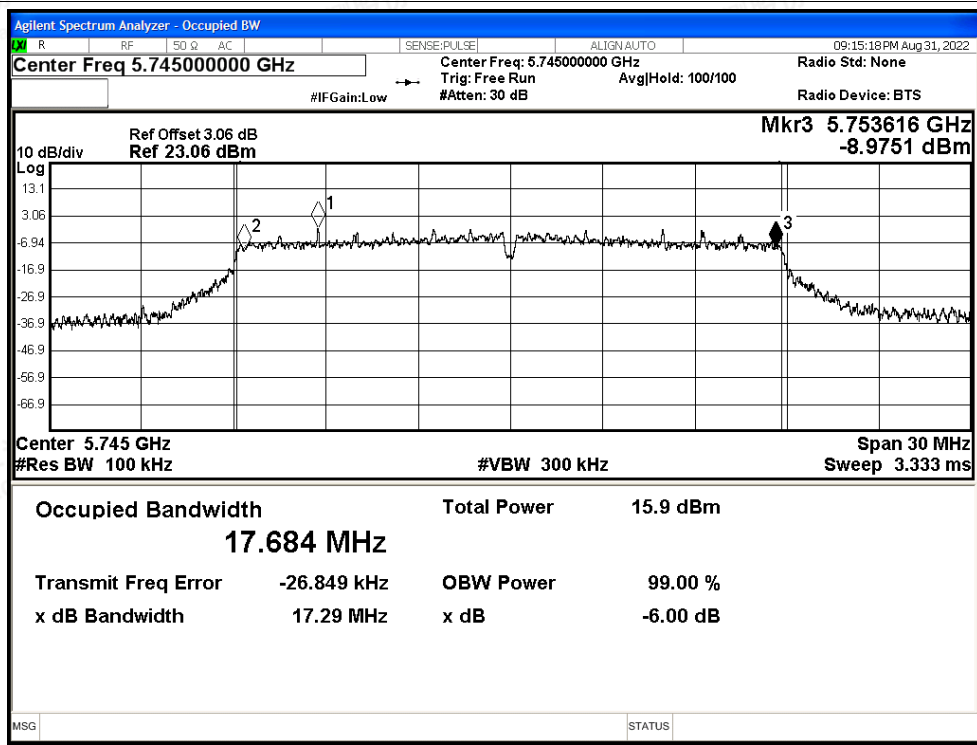




-6dB Bandwidth NVNT a 5825MHz Ant1

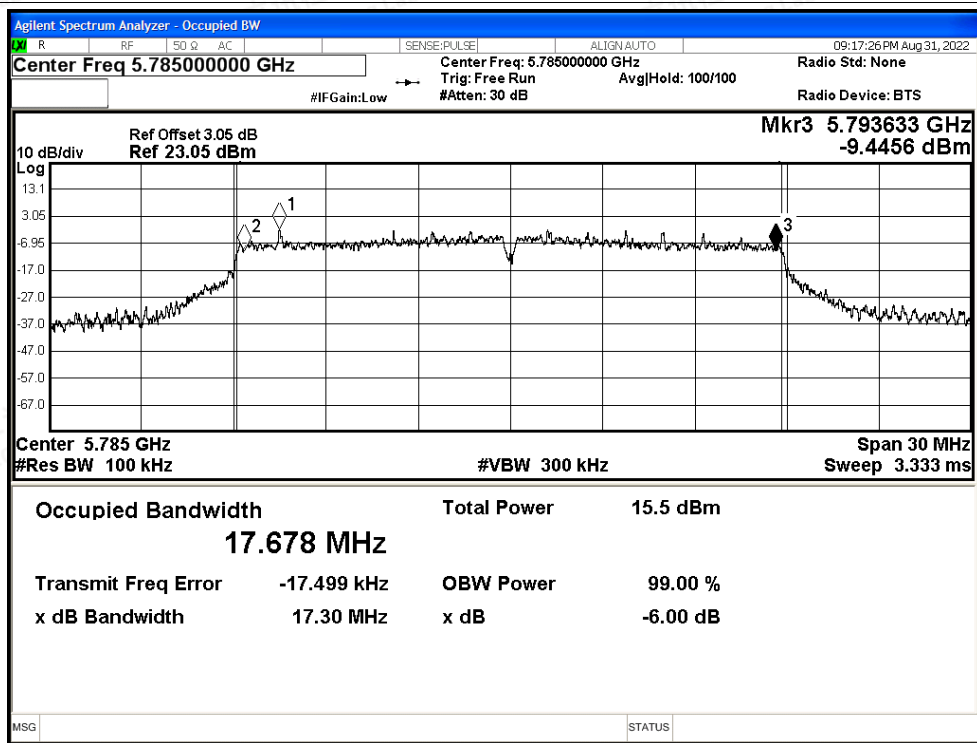


-6dB Bandwidth NVNT n20 5745MHz Ant1

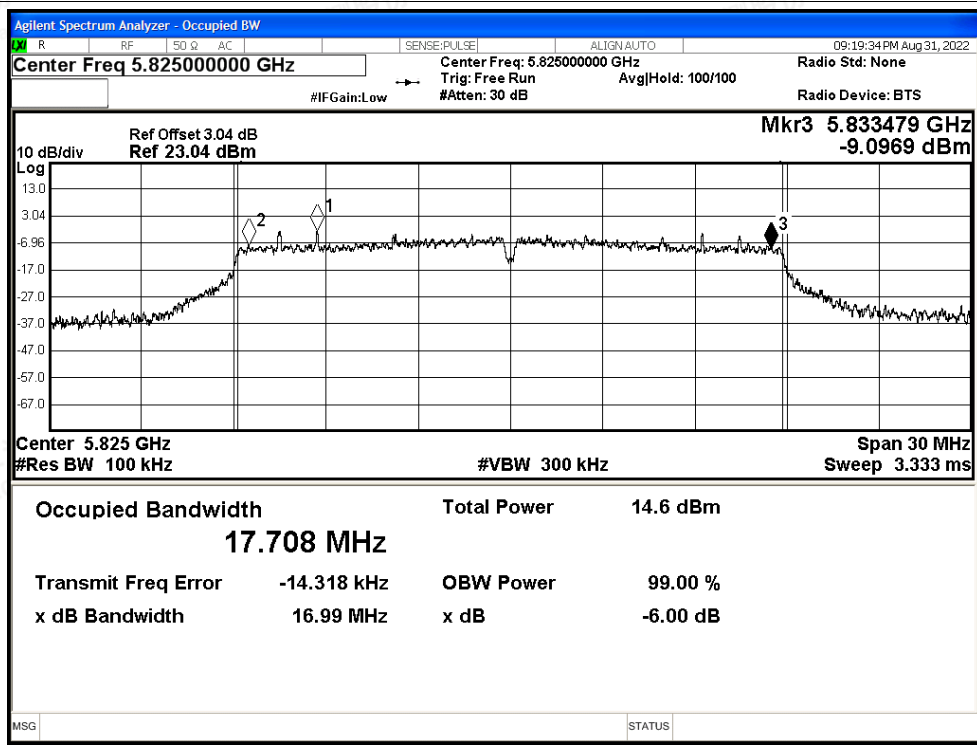




-6dB Bandwidth NVNT n20 5785MHz Ant1

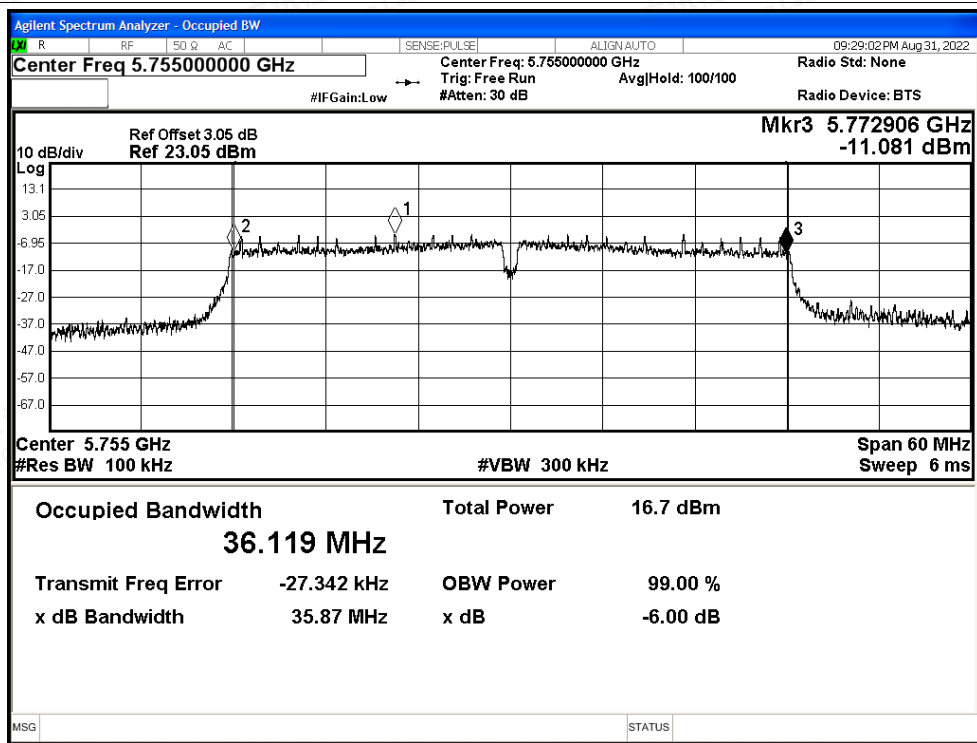


-6dB Bandwidth NVNT n20 5825MHz Ant1

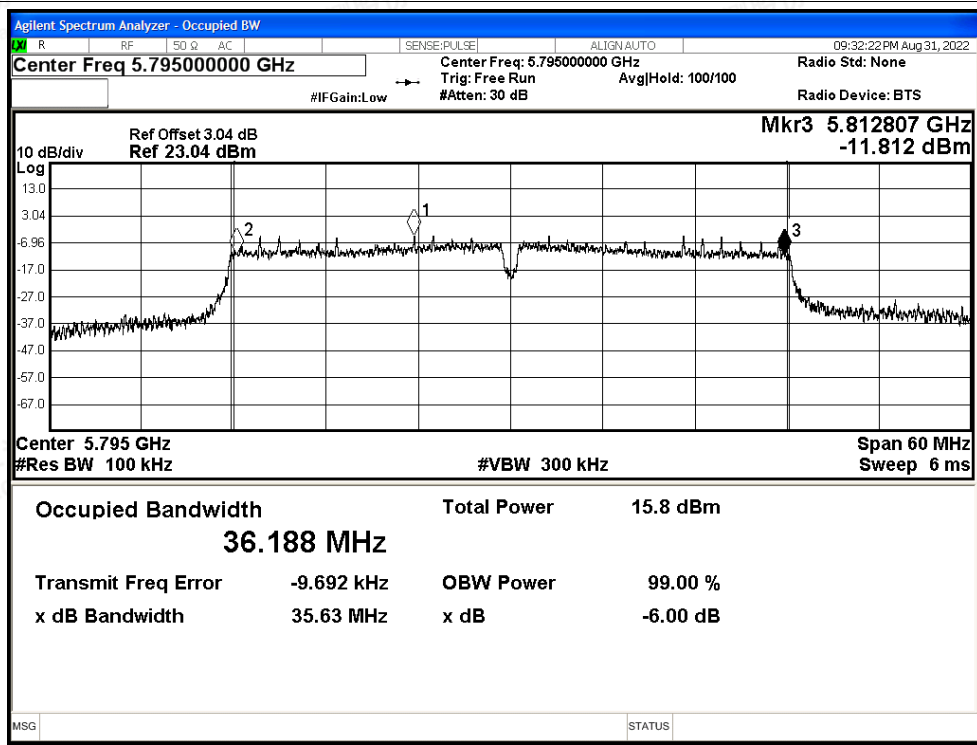




-6dB Bandwidth NVNT n40 5755MHz Ant1

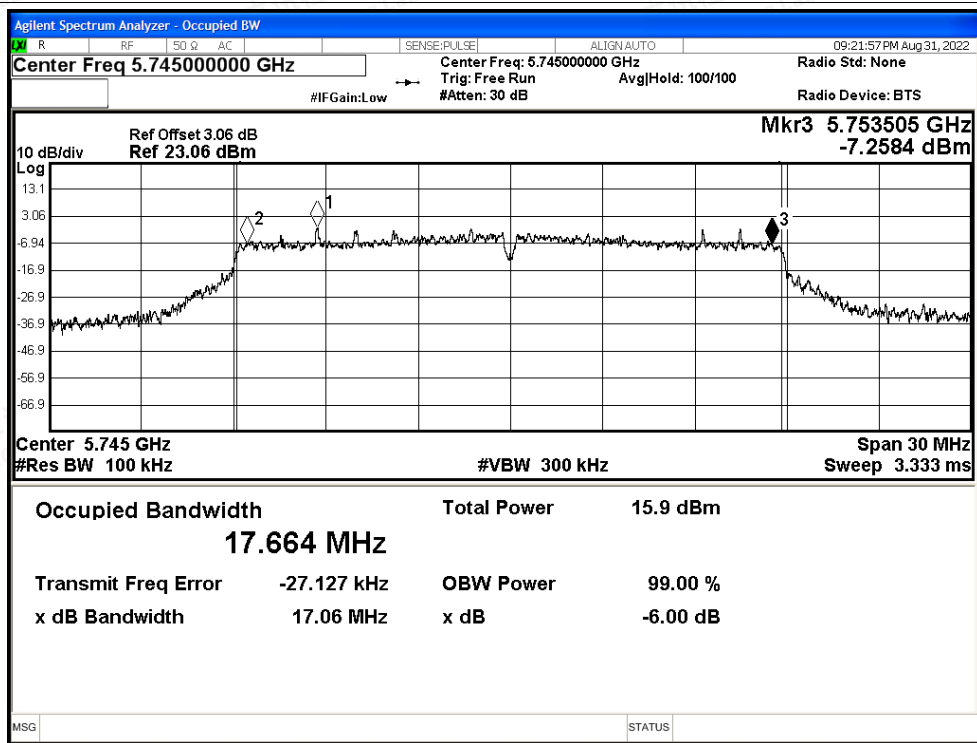


-6dB Bandwidth NVNT n40 5795MHz Ant1

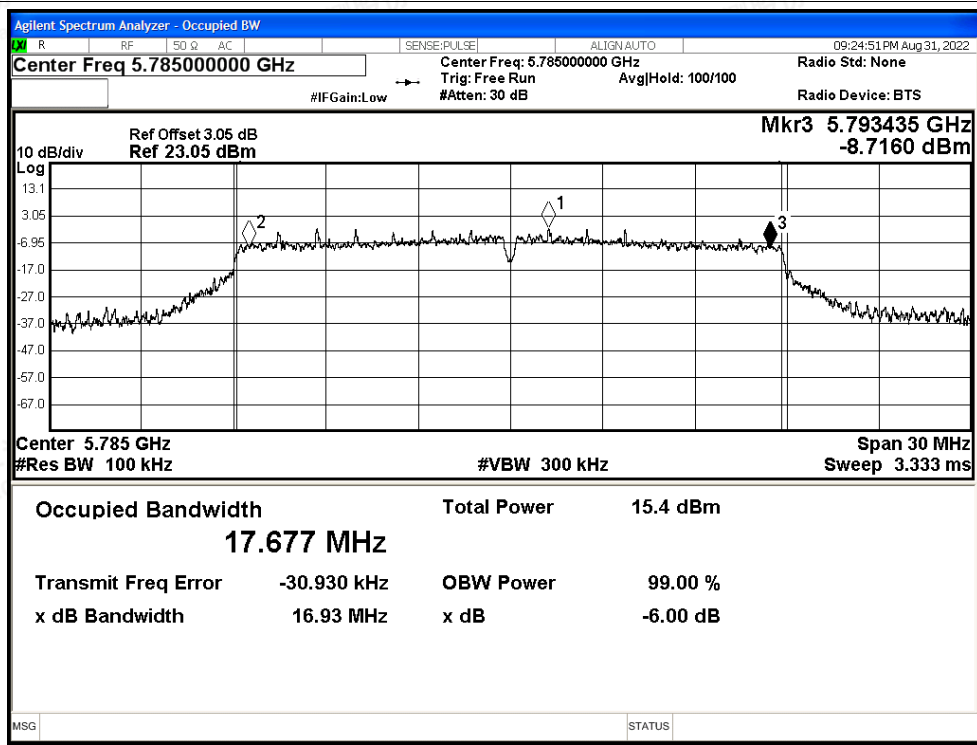




-6dB Bandwidth NVNT ac20 5745MHz Ant1

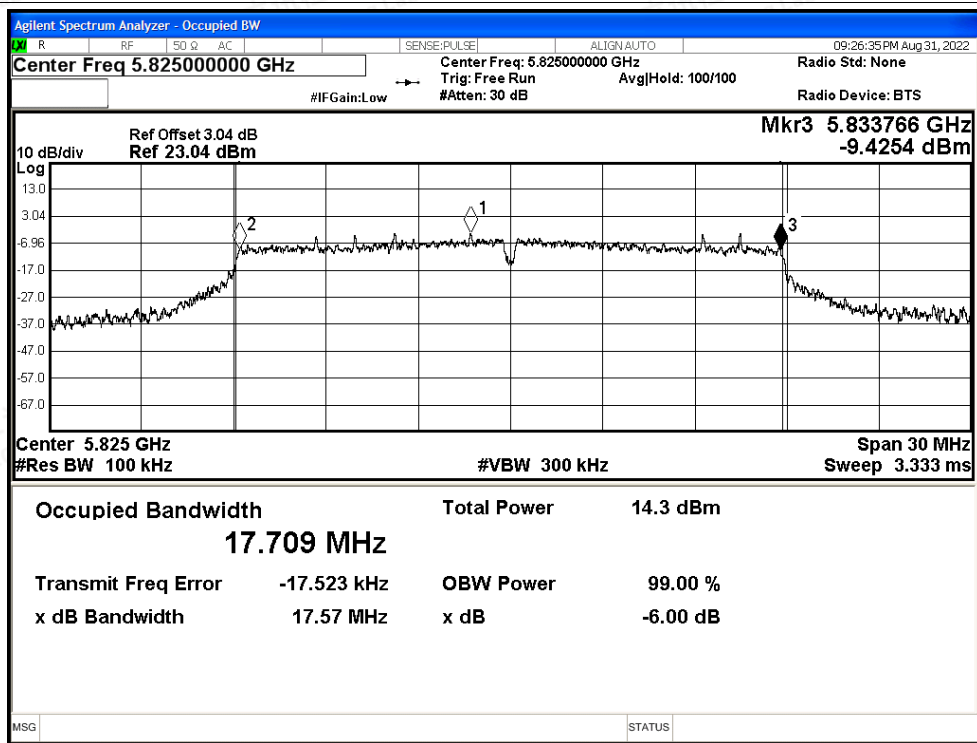


-6dB Bandwidth NVNT ac20 5785MHz Ant1

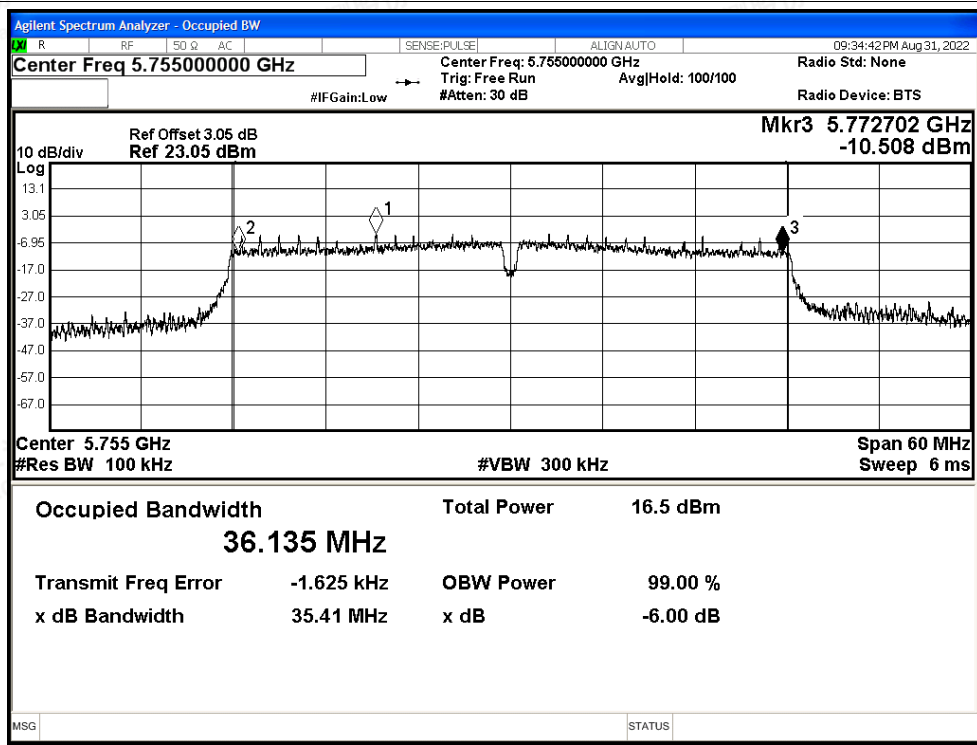




-6dB Bandwidth NVNT ac20 5825MHz Ant1

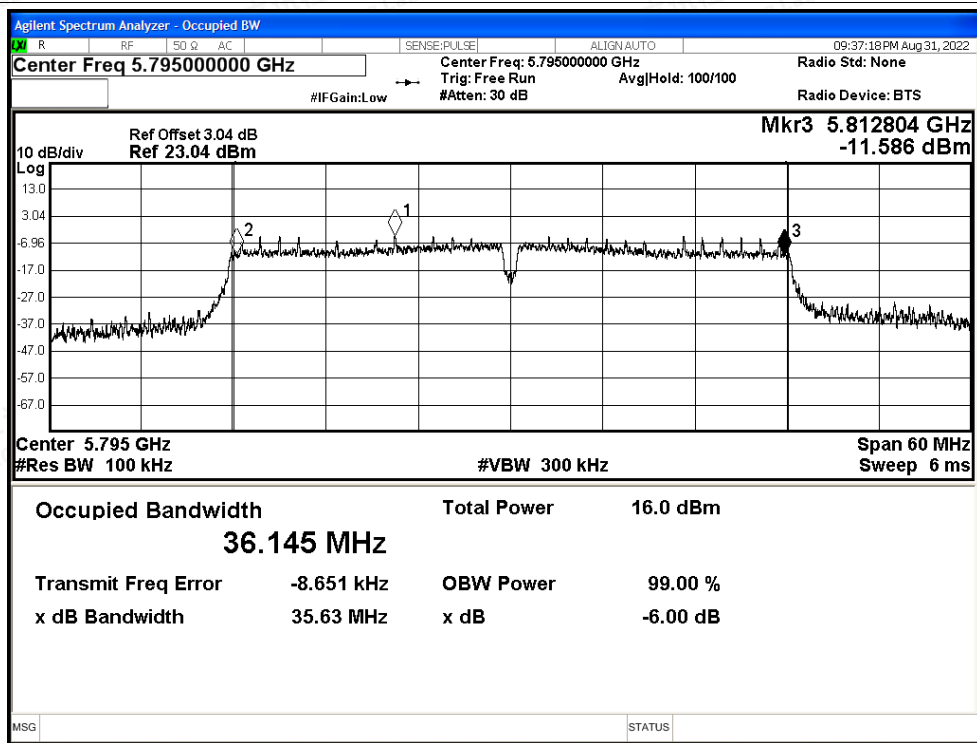


-6dB Bandwidth NVNT ac40 5755MHz Ant1

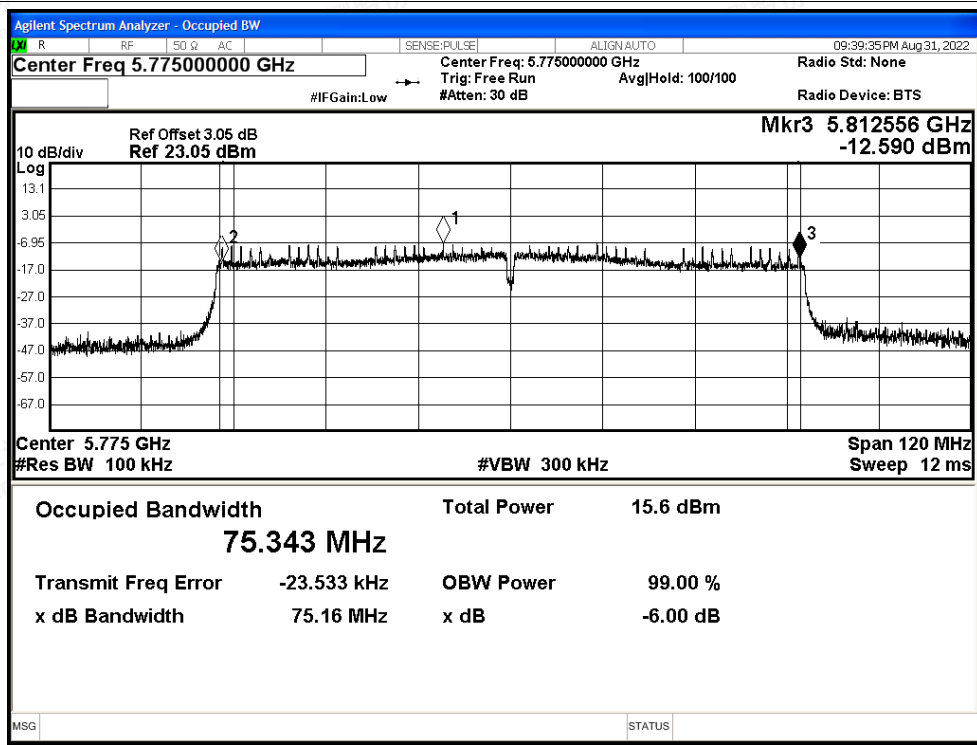




-6dB Bandwidth NVNT ac40 5795MHz Ant1



-6dB Bandwidth NVNT ac80 5775MHz Ant1





E.2 Maximum Conducted Output Power

| Condition | Mode | Frequency (MHz) | Antenna | Conducted Power (dBm) | Duty Factor (dB) | Total Power (dBm) | Limit (dBm) | Verdict |
|-----------|------|-----------------|---------|-----------------------|------------------|-------------------|-------------|---------|
| NVNT | a | 5745 | Ant1 | 10.25 | 0.13 | 10.38 | 30 | Pass |
| NVNT | a | 5785 | Ant1 | 10.00 | 0.13 | 10.13 | 30 | Pass |
| NVNT | a | 5825 | Ant1 | 8.97 | 0.13 | 9.1 | 30 | Pass |
| NVNT | n20 | 5745 | Ant1 | 9.94 | 0.13 | 10.07 | 30 | Pass |
| NVNT | n20 | 5785 | Ant1 | 9.42 | 0.13 | 9.55 | 30 | Pass |
| NVNT | n20 | 5825 | Ant1 | 8.64 | 0.13 | 8.77 | 30 | Pass |
| NVNT | n40 | 5755 | Ant1 | 10.22 | 0.25 | 10.47 | 30 | Pass |
| NVNT | n40 | 5795 | Ant1 | 9.38 | 0.25 | 9.63 | 30 | Pass |
| NVNT | ac20 | 5745 | Ant1 | 10.00 | 0.13 | 10.13 | 30 | Pass |
| NVNT | ac20 | 5785 | Ant1 | 9.39 | 0.13 | 9.52 | 30 | Pass |
| NVNT | ac20 | 5825 | Ant1 | 8.39 | 0.13 | 8.52 | 30 | Pass |
| NVNT | ac40 | 5755 | Ant1 | 10.04 | 0.24 | 10.28 | 30 | Pass |
| NVNT | ac40 | 5795 | Ant1 | 9.48 | 0.25 | 9.73 | 30 | Pass |
| NVNT | ac80 | 5775 | Ant1 | 15.62 | 0.54 | 16.16 | 30 | Pass |



Shenzhen LCS Compliance Testing Laboratory Ltd.
 Add: 101, 201 Bldg A & 301 Bldg C, Juji Industrial Park Yabianxueziwei, Shajing Street, Baoan District, Shenzhen, 518000, China
 Tel: +(86) 0755-82591330 | E-mail: webmaster@lcs-cert.com | Web: www.lcs-cert.com
 Scan code to check authenticity



E.3 Maximum Power Spectral Density Level

| Condition | Mode | Frequency (MHz) | Antenna | Conducted PSD (dBm) | Duty Factor (dB) | Total PSD (dBm) | Limit (dBm) | Verdict |
|-----------|------|-----------------|---------|---------------------|------------------|-----------------|-------------|---------|
| NVNT | a | 5745 | Ant1 | -4.37 | 0.13 | -4.24 | 30 | Pass |
| NVNT | a | 5785 | Ant1 | -4.56 | 0.13 | -4.43 | 30 | Pass |
| NVNT | a | 5825 | Ant1 | -6.92 | 0.13 | -6.79 | 30 | Pass |
| NVNT | n20 | 5745 | Ant1 | -5.02 | 0.13 | -4.89 | 30 | Pass |
| NVNT | n20 | 5785 | Ant1 | -5.5 | 0.13 | -5.37 | 30 | Pass |
| NVNT | n20 | 5825 | Ant1 | -5.85 | 0.13 | -5.72 | 30 | Pass |
| NVNT | n40 | 5755 | Ant1 | -9.21 | 0.25 | -8.96 | 30 | Pass |
| NVNT | n40 | 5795 | Ant1 | -10.54 | 0.25 | -10.29 | 30 | Pass |
| NVNT | ac20 | 5745 | Ant1 | -5.5 | 0.13 | -5.37 | 30 | Pass |
| NVNT | ac20 | 5785 | Ant1 | -6.31 | 0.13 | -6.18 | 30 | Pass |
| NVNT | ac20 | 5825 | Ant1 | -5.96 | 0.13 | -5.83 | 30 | Pass |
| NVNT | ac40 | 5755 | Ant1 | -9.24 | 0.24 | -9 | 30 | Pass |
| NVNT | ac40 | 5795 | Ant1 | -10.48 | 0.25 | -10.23 | 30 | Pass |
| NVNT | ac80 | 5775 | Ant1 | -7.6 | 0.54 | -7.06 | 30 | Pass |

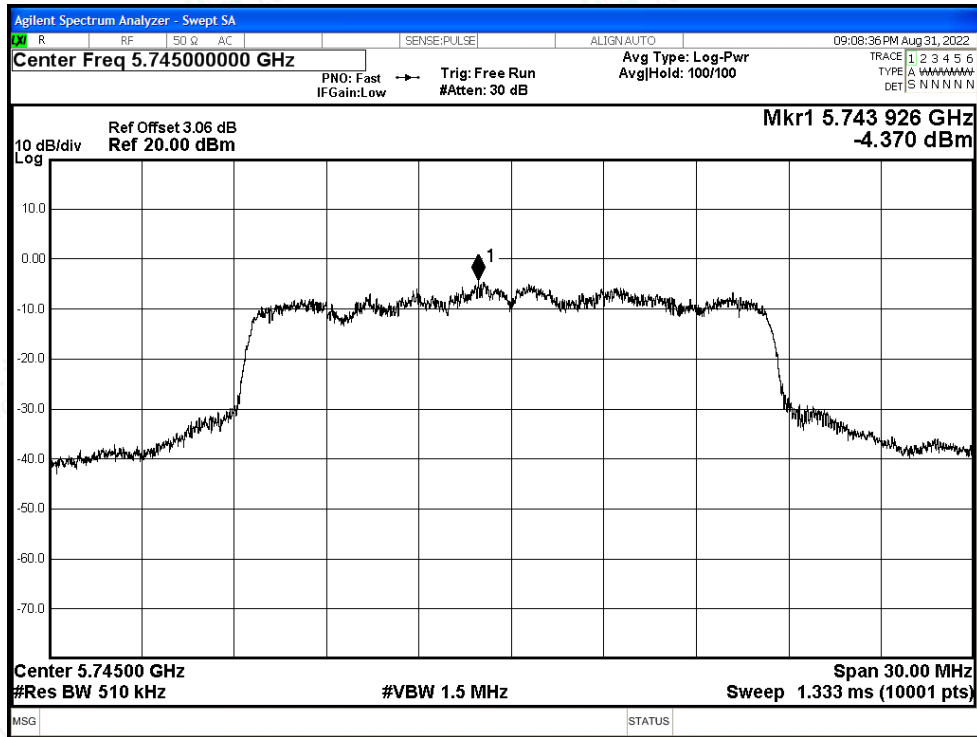


Shenzhen LCS Compliance Testing Laboratory Ltd.
 Add: 101, 201 Bldg A & 301 Bldg C, Juji Industrial Park Yabianxueziwei, Shajing Street, Baoan District, Shenzhen, 518000, China
 Tel: +(86) 0755-82591330 | E-mail: webmaster@lcs-cert.com | Web: www.lcs-cert.com
 Scan code to check authenticity

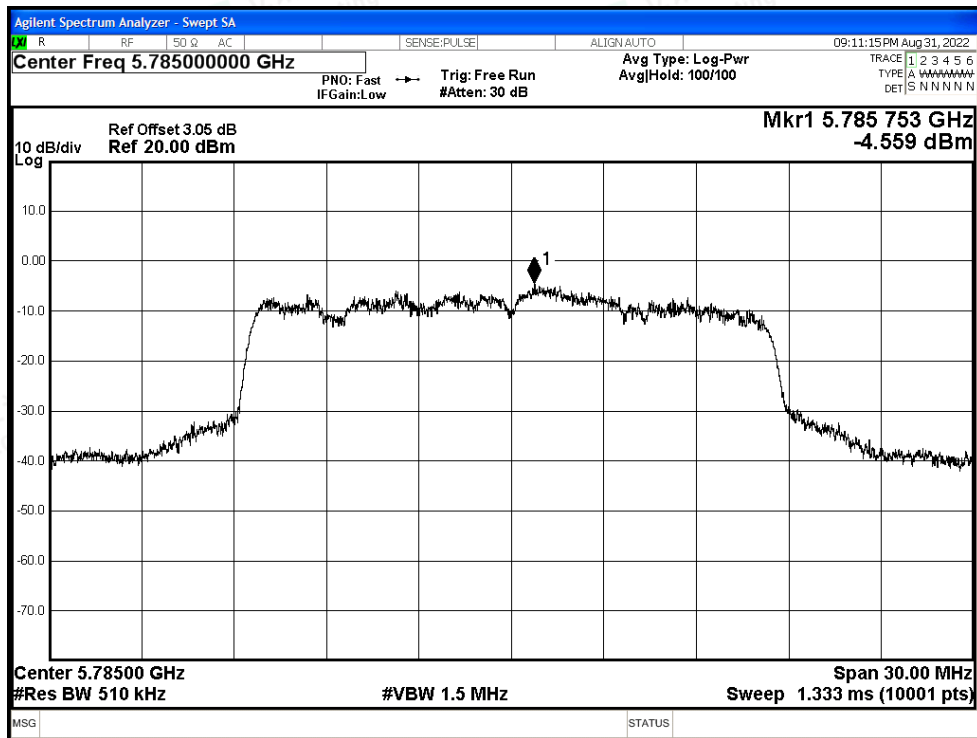


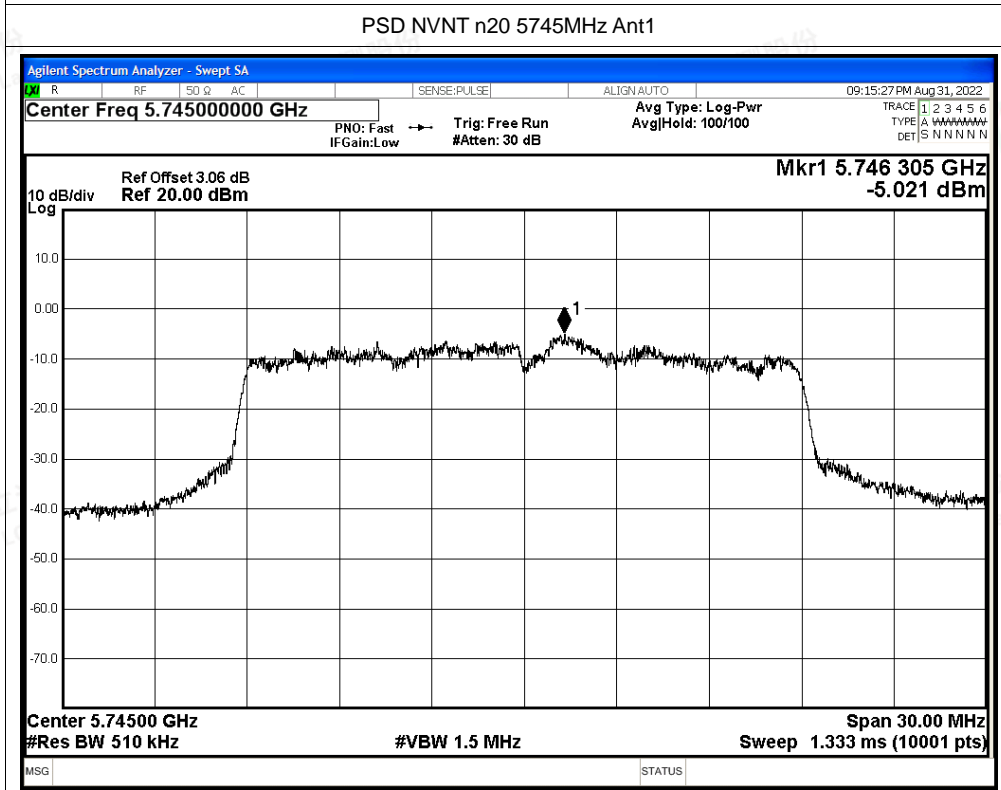
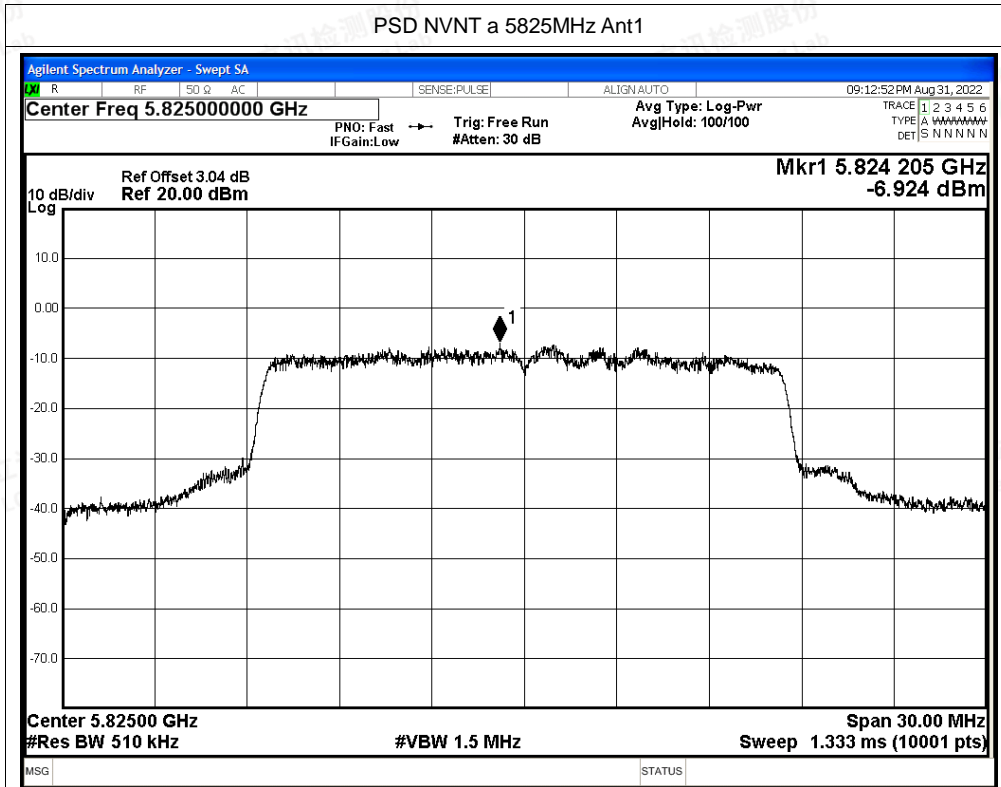
Test Graphs

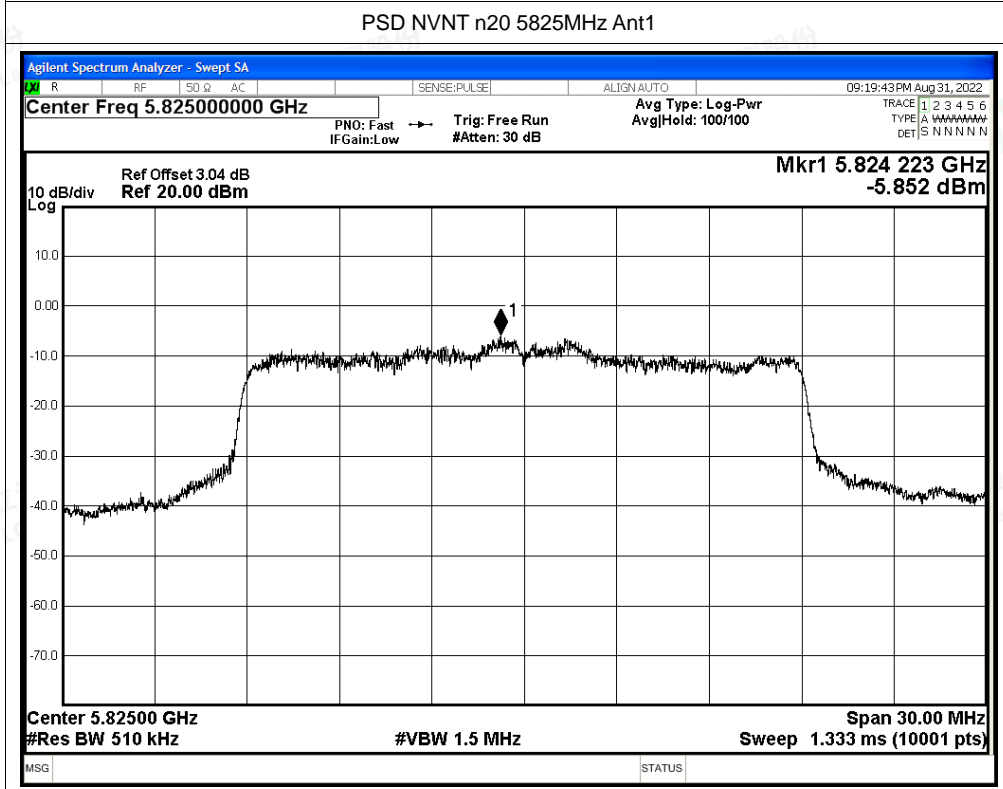
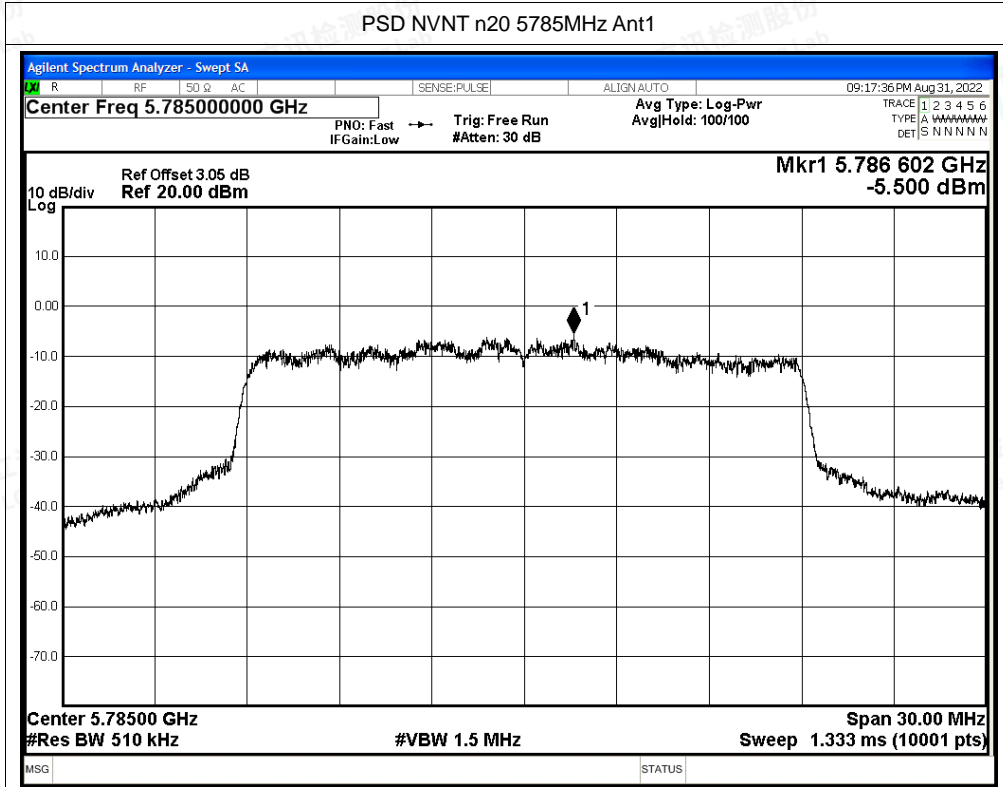
PSD NVNT a 5745MHz Ant1

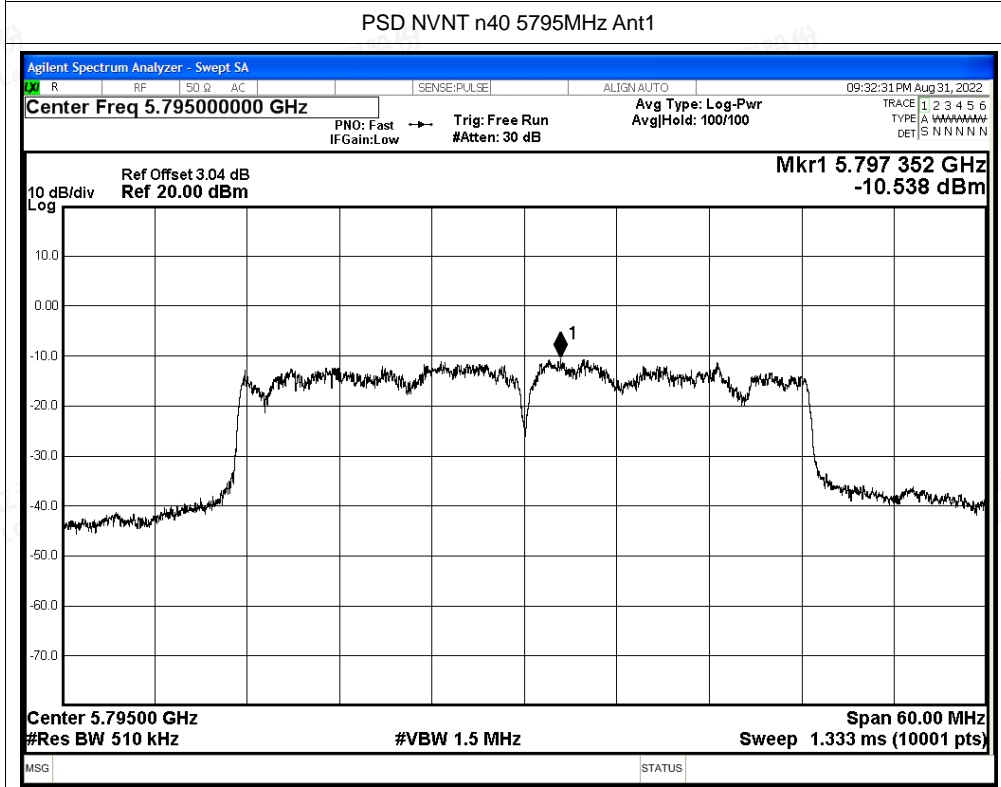
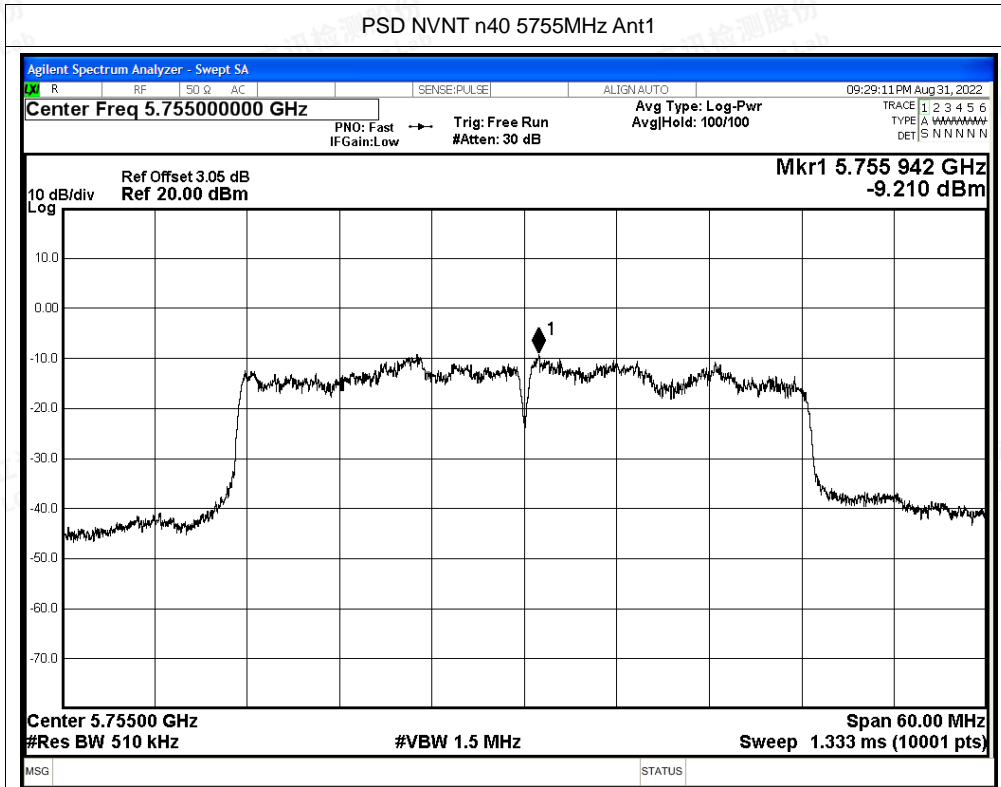


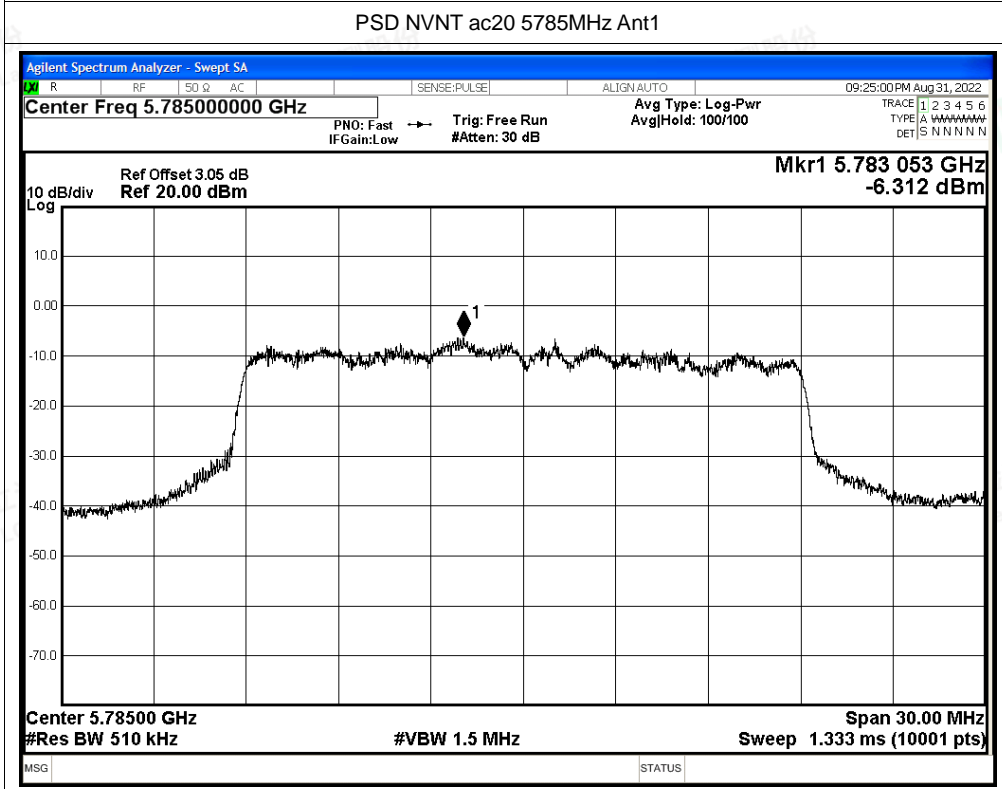
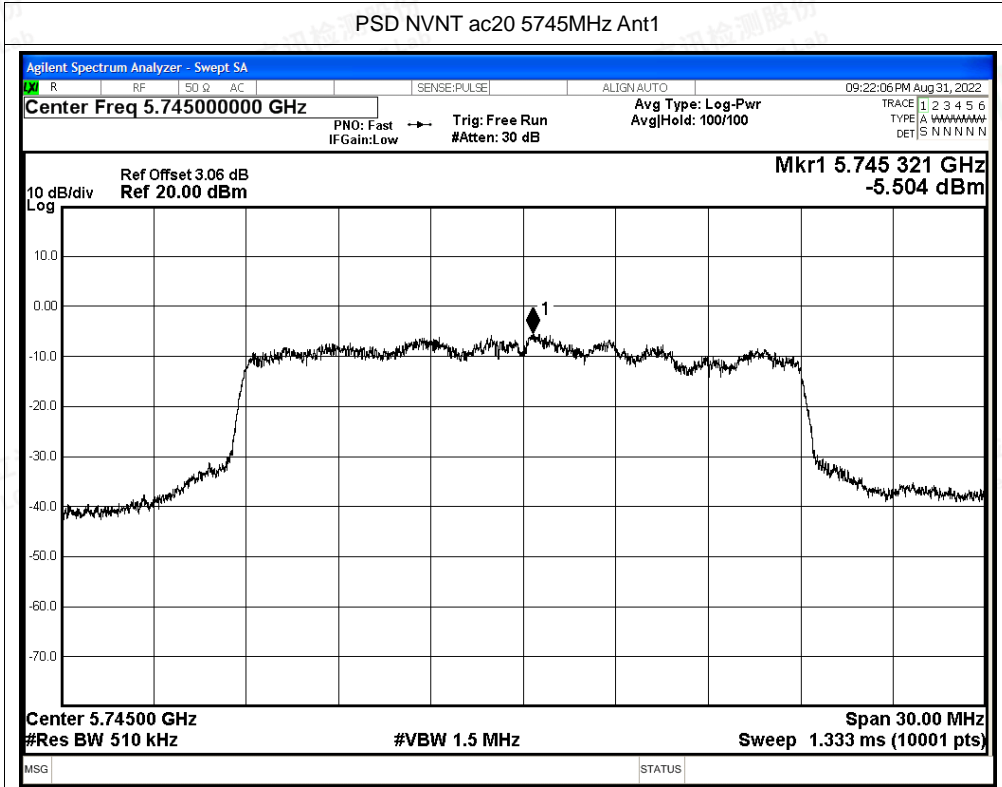
PSD NVNT a 5785MHz Ant1

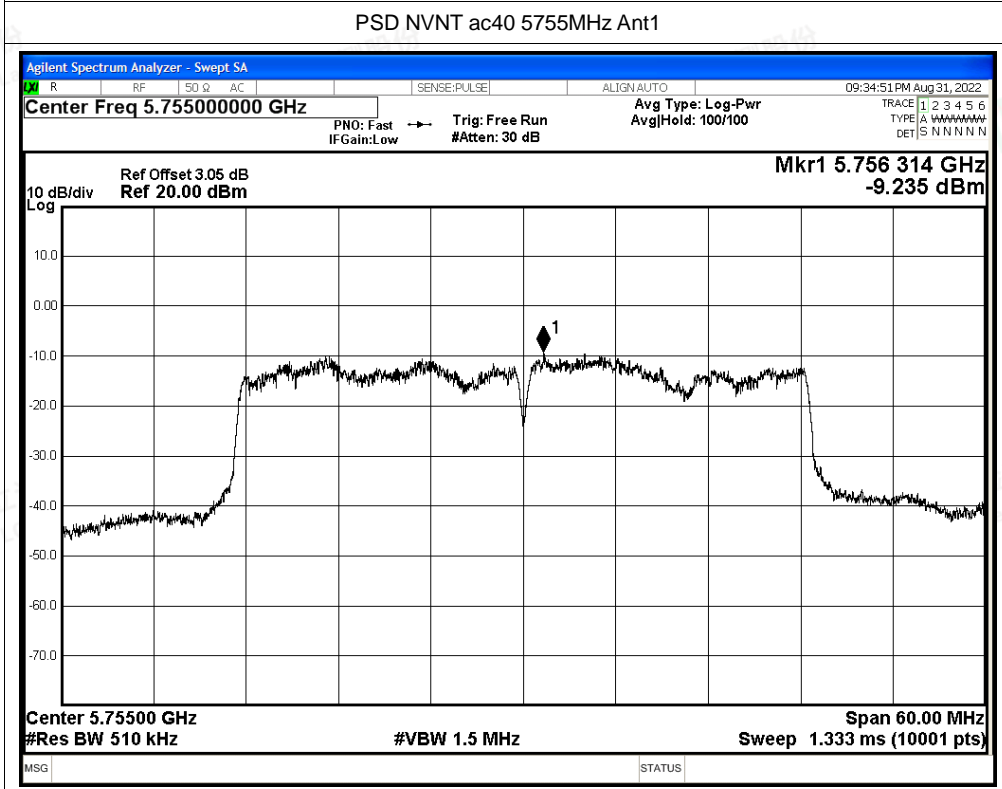
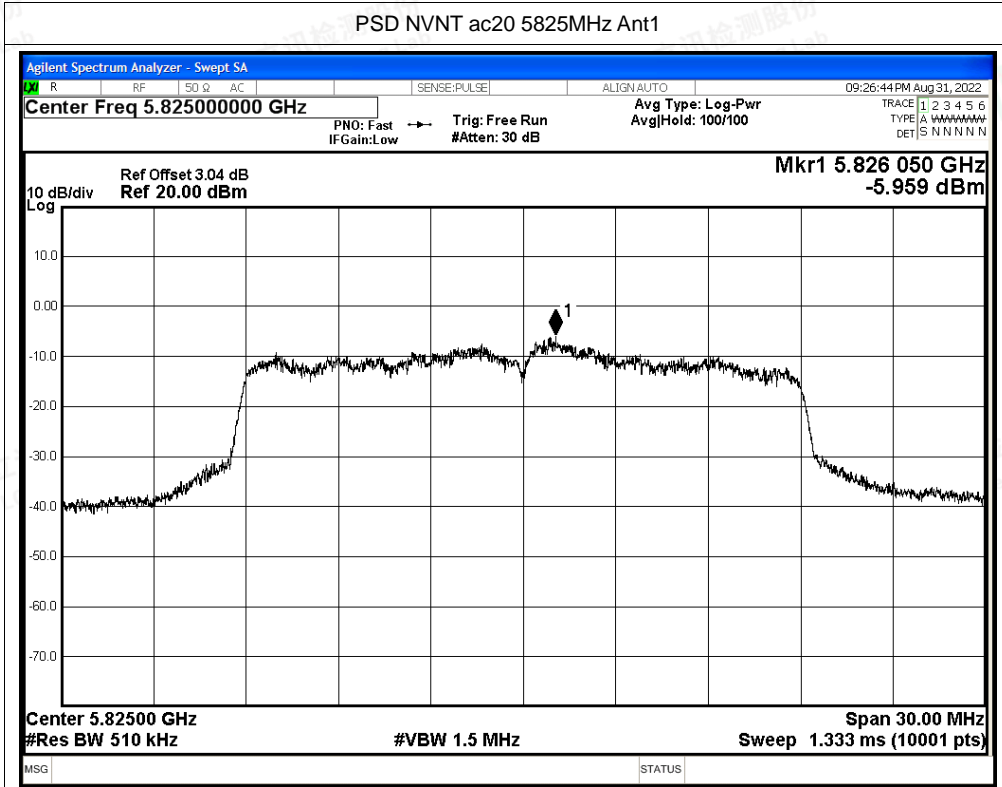


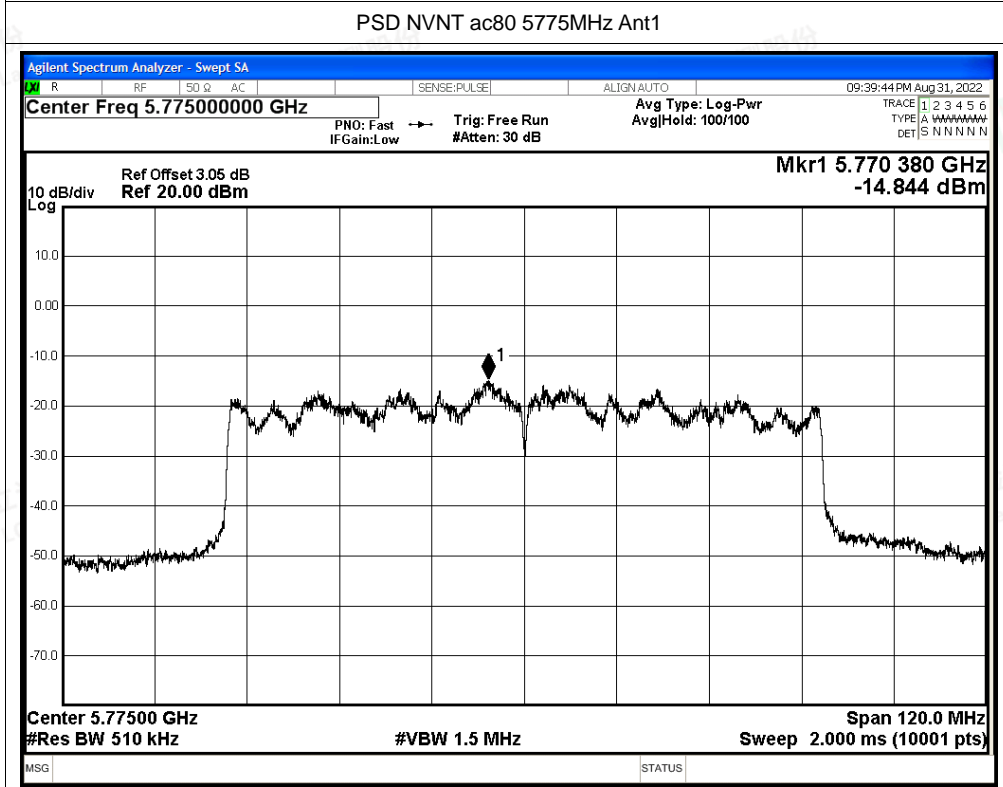
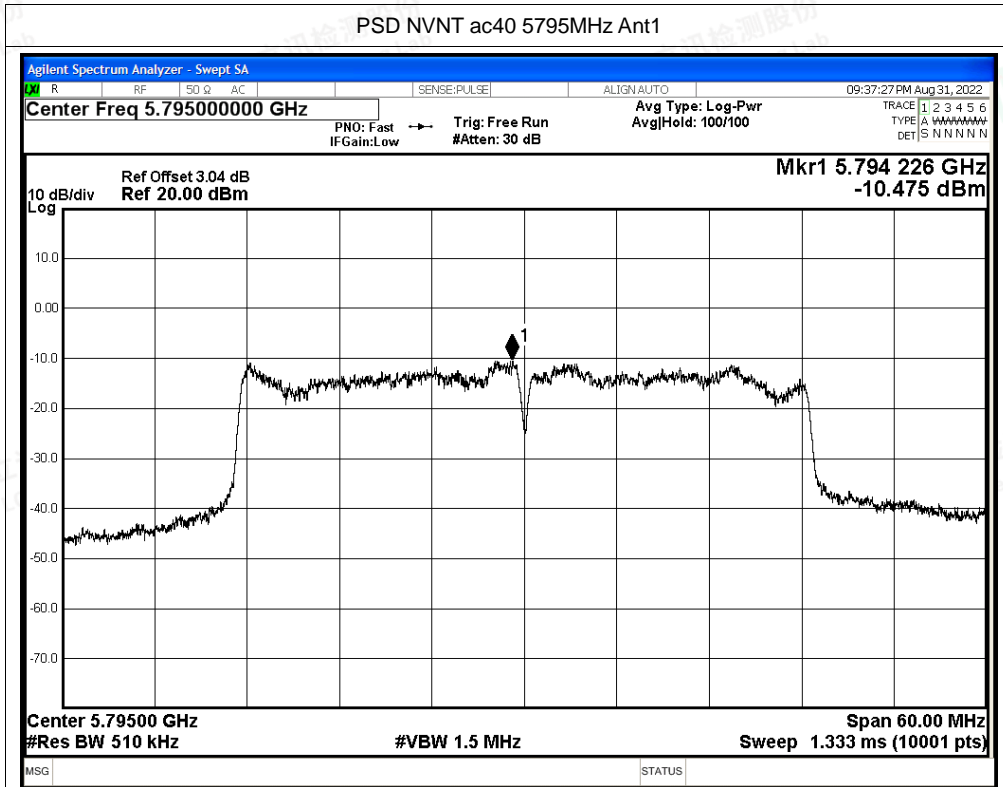














E.4 Restrict Band

| Condition | Mode | Frequency (MHz) | Antenna | Spur Freq (MHz) | Power (dBm) | Gain (dBi) | E (dBm/MHz) | Detector | Limit (dBuV/m) | Verdict |
|-----------|------|-----------------|---------|-----------------|-------------|------------|-------------|----------|----------------|---------|
| NVNT | a | 5745 | Ant1 | 5650 | -49.85 | 3.93 | -45.92 | Peak | -27 | Pass |
| NVNT | a | 5745 | Ant1 | 5650 | -59.51 | 3.93 | -55.58 | Average | -27 | Pass |
| NVNT | a | 5745 | Ant1 | 5700 | -41.49 | 3.93 | -37.56 | Peak | 10 | Pass |
| NVNT | a | 5745 | Ant1 | 5700 | -53.97 | 3.93 | -50.04 | Average | 10 | Pass |
| NVNT | a | 5745 | Ant1 | 5720 | -28.79 | 3.93 | -24.86 | Peak | 15.6 | Pass |
| NVNT | a | 5745 | Ant1 | 5720 | -45.41 | 3.93 | -41.48 | Average | 15.6 | Pass |
| NVNT | a | 5745 | Ant1 | 5725 | -25.93 | 3.93 | -22.00 | Peak | 27 | Pass |
| NVNT | a | 5745 | Ant1 | 5725 | -42.03 | 3.93 | -38.10 | Average | 27 | Pass |
| NVNT | a | 5825 | Ant1 | 5850 | -31.79 | 3.93 | -27.86 | Peak | 27 | Pass |
| NVNT | a | 5825 | Ant1 | 5850 | -45.62 | 3.93 | -41.69 | Average | 27 | Pass |
| NVNT | a | 5825 | Ant1 | 5855 | -34.35 | 3.93 | -30.42 | Peak | 15.6 | Pass |
| NVNT | a | 5825 | Ant1 | 5855 | -48.79 | 3.93 | -44.86 | Average | 15.6 | Pass |
| NVNT | a | 5825 | Ant1 | 5875 | -44.61 | 3.93 | -40.68 | Peak | 10 | Pass |
| NVNT | a | 5825 | Ant1 | 5875 | -55.39 | 3.93 | -51.46 | Average | 10 | Pass |
| NVNT | a | 5825 | Ant1 | 5925 | -50.37 | 3.93 | -46.44 | Peak | -27 | Pass |
| NVNT | a | 5825 | Ant1 | 5925 | -58.96 | 3.93 | -55.03 | Average | -27 | Pass |
| NVNT | n20 | 5745 | Ant1 | 5650 | -49.83 | 3.93 | -45.90 | Peak | -27 | Pass |
| NVNT | n20 | 5745 | Ant1 | 5650 | -59.27 | 3.93 | -55.34 | Average | -27 | Pass |
| NVNT | n20 | 5745 | Ant1 | 5700 | -38.16 | 3.93 | -34.23 | Peak | 10 | Pass |
| NVNT | n20 | 5745 | Ant1 | 5700 | -53.67 | 3.93 | -49.74 | Average | 10 | Pass |
| NVNT | n20 | 5745 | Ant1 | 5720 | -32.11 | 3.93 | -28.18 | Peak | 15.6 | Pass |
| NVNT | n20 | 5745 | Ant1 | 5720 | -44.37 | 3.93 | -40.44 | Average | 15.6 | Pass |
| NVNT | n20 | 5745 | Ant1 | 5725 | -30.33 | 3.93 | -26.40 | Peak | 27 | Pass |
| NVNT | n20 | 5745 | Ant1 | 5725 | -41.37 | 3.93 | -37.44 | Average | 27 | Pass |
| NVNT | n20 | 5825 | Ant1 | 5850 | -31.72 | 3.93 | -27.79 | Peak | 27 | Pass |
| NVNT | n20 | 5825 | Ant1 | 5850 | -44.36 | 3.93 | -40.43 | Average | 27 | Pass |
| NVNT | n20 | 5825 | Ant1 | 5855 | -32.02 | 3.93 | -28.09 | Peak | 15.6 | Pass |
| NVNT | n20 | 5825 | Ant1 | 5855 | -48.1 | 3.93 | -44.17 | Average | 15.6 | Pass |
| NVNT | n20 | 5825 | Ant1 | 5875 | -44.74 | 3.93 | -40.81 | Peak | 10 | Pass |
| NVNT | n20 | 5825 | Ant1 | 5875 | -55.71 | 3.93 | -51.78 | Average | 10 | Pass |
| NVNT | n20 | 5825 | Ant1 | 5925 | -49.86 | 3.93 | -45.93 | Peak | -27 | Pass |
| NVNT | n20 | 5825 | Ant1 | 5925 | -59.02 | 3.93 | -55.09 | Average | -27 | Pass |
| NVNT | n40 | 5755 | Ant1 | 5650 | -46.3 | 3.93 | -42.37 | Peak | -27 | Pass |
| NVNT | n40 | 5755 | Ant1 | 5650 | -56.67 | 3.93 | -52.74 | Average | -27 | Pass |
| NVNT | n40 | 5755 | Ant1 | 5700 | -37.24 | 3.93 | -33.31 | Peak | 10 | Pass |
| NVNT | n40 | 5755 | Ant1 | 5700 | -46.99 | 3.93 | -43.06 | Average | 10 | Pass |
| NVNT | n40 | 5755 | Ant1 | 5720 | -28.58 | 3.93 | -24.65 | Peak | 15.6 | Pass |





| | | | | | | | | | | |
|------|------|------|------|------|--------|------|--------|---------|------|------|
| NVNT | n40 | 5755 | Ant1 | 5720 | -42.45 | 3.93 | -38.52 | Average | 15.6 | Pass |
| NVNT | n40 | 5755 | Ant1 | 5725 | -26.18 | 3.93 | -22.25 | Peak | 27 | Pass |
| NVNT | n40 | 5755 | Ant1 | 5725 | -40.58 | 3.93 | -36.65 | Average | 27 | Pass |
| NVNT | n40 | 5795 | Ant1 | 5850 | -35.79 | 3.93 | -31.86 | Peak | 27 | Pass |
| NVNT | n40 | 5795 | Ant1 | 5850 | -46.54 | 3.93 | -42.61 | Average | 27 | Pass |
| NVNT | n40 | 5795 | Ant1 | 5855 | -35.9 | 3.93 | -31.97 | Peak | 15.6 | Pass |
| NVNT | n40 | 5795 | Ant1 | 5855 | -48.28 | 3.93 | -44.35 | Average | 15.6 | Pass |
| NVNT | n40 | 5795 | Ant1 | 5875 | -40.74 | 3.93 | -36.81 | Peak | 10 | Pass |
| NVNT | n40 | 5795 | Ant1 | 5875 | -52.95 | 3.93 | -49.02 | Average | 10 | Pass |
| NVNT | n40 | 5795 | Ant1 | 5925 | -49.17 | 3.93 | -45.24 | Peak | -27 | Pass |
| NVNT | n40 | 5795 | Ant1 | 5925 | -57.66 | 3.93 | -53.73 | Average | -27 | Pass |
| NVNT | ac20 | 5745 | Ant1 | 5650 | -50.29 | 3.93 | -46.36 | Peak | -27 | Pass |
| NVNT | ac20 | 5745 | Ant1 | 5650 | -59.43 | 3.93 | -55.50 | Average | -27 | Pass |
| NVNT | ac20 | 5745 | Ant1 | 5700 | -41.17 | 3.93 | -37.24 | Peak | 10 | Pass |
| NVNT | ac20 | 5745 | Ant1 | 5700 | -53.59 | 3.93 | -49.66 | Average | 10 | Pass |
| NVNT | ac20 | 5745 | Ant1 | 5720 | -32.09 | 3.93 | -28.16 | Peak | 15.6 | Pass |
| NVNT | ac20 | 5745 | Ant1 | 5720 | -44.43 | 3.93 | -40.50 | Average | 15.6 | Pass |
| NVNT | ac20 | 5745 | Ant1 | 5725 | -28.05 | 3.93 | -24.12 | Peak | 27 | Pass |
| NVNT | ac20 | 5745 | Ant1 | 5725 | -41.34 | 3.93 | -37.41 | Average | 27 | Pass |
| NVNT | ac20 | 5825 | Ant1 | 5850 | -30.46 | 3.93 | -26.53 | Peak | 27 | Pass |
| NVNT | ac20 | 5825 | Ant1 | 5850 | -45.83 | 3.93 | -41.90 | Average | 27 | Pass |
| NVNT | ac20 | 5825 | Ant1 | 5855 | -36.4 | 3.93 | -32.47 | Peak | 15.6 | Pass |
| NVNT | ac20 | 5825 | Ant1 | 5855 | -50.1 | 3.93 | -46.17 | Average | 15.6 | Pass |
| NVNT | ac20 | 5825 | Ant1 | 5875 | -45.6 | 3.93 | -41.67 | Peak | 10 | Pass |
| NVNT | ac20 | 5825 | Ant1 | 5875 | -56.95 | 3.93 | -53.02 | Average | 10 | Pass |
| NVNT | ac20 | 5825 | Ant1 | 5925 | -50.44 | 3.93 | -46.51 | Peak | -27 | Pass |
| NVNT | ac20 | 5825 | Ant1 | 5925 | -58.85 | 3.93 | -54.92 | Average | -27 | Pass |
| NVNT | ac40 | 5755 | Ant1 | 5650 | -45.93 | 3.93 | -42.00 | Peak | -27 | Pass |
| NVNT | ac40 | 5755 | Ant1 | 5650 | -56.68 | 3.93 | -52.75 | Average | -27 | Pass |
| NVNT | ac40 | 5755 | Ant1 | 5700 | -36.34 | 3.93 | -32.41 | Peak | 10 | Pass |
| NVNT | ac40 | 5755 | Ant1 | 5700 | -47.08 | 3.93 | -43.15 | Average | 10 | Pass |
| NVNT | ac40 | 5755 | Ant1 | 5720 | -28.51 | 3.93 | -24.58 | Peak | 15.6 | Pass |
| NVNT | ac40 | 5755 | Ant1 | 5720 | -42.33 | 3.93 | -38.40 | Average | 15.6 | Pass |
| NVNT | ac40 | 5755 | Ant1 | 5725 | -28.85 | 3.93 | -24.92 | Peak | 27 | Pass |
| NVNT | ac40 | 5755 | Ant1 | 5725 | -40.42 | 3.93 | -36.49 | Average | 27 | Pass |
| NVNT | ac40 | 5795 | Ant1 | 5850 | -35.74 | 3.93 | -31.81 | Peak | 27 | Pass |
| NVNT | ac40 | 5795 | Ant1 | 5850 | -47.32 | 3.93 | -43.39 | Average | 27 | Pass |
| NVNT | ac40 | 5795 | Ant1 | 5855 | -36.55 | 3.93 | -32.62 | Peak | 15.6 | Pass |
| NVNT | ac40 | 5795 | Ant1 | 5855 | -48.88 | 3.93 | -44.95 | Average | 15.6 | Pass |
| NVNT | ac40 | 5795 | Ant1 | 5875 | -43.65 | 3.93 | -39.72 | Peak | 10 | Pass |
| NVNT | ac40 | 5795 | Ant1 | 5875 | -53.23 | 3.93 | -49.30 | Average | 10 | Pass |





| | | | | | | | | | | |
|------|------|------|------|------|--------|------|--------|---------|------|------|
| NVNT | ac40 | 5795 | Ant1 | 5925 | -48.41 | 3.93 | -44.48 | Peak | -27 | Pass |
| NVNT | ac40 | 5795 | Ant1 | 5925 | -57.99 | 3.93 | -54.06 | Average | -27 | Pass |
| NVNT | ac80 | 5775 | Ant1 | 5650 | -42.36 | 3.93 | -38.43 | Peak | -27 | Pass |
| NVNT | ac80 | 5775 | Ant1 | 5650 | -44.07 | 3.93 | -40.14 | Average | -27 | Pass |
| NVNT | ac80 | 5775 | Ant1 | 5700 | -35.59 | 3.93 | -31.66 | Peak | 10 | Pass |
| NVNT | ac80 | 5775 | Ant1 | 5700 | -37.74 | 3.93 | -33.81 | Average | 10 | Pass |
| NVNT | ac80 | 5775 | Ant1 | 5720 | -31.1 | 3.93 | -27.17 | Peak | 15.6 | Pass |
| NVNT | ac80 | 5775 | Ant1 | 5720 | -32.33 | 3.93 | -28.40 | Average | 15.6 | Pass |
| NVNT | ac80 | 5775 | Ant1 | 5725 | -32.33 | 3.93 | -28.40 | Peak | 27 | Pass |
| NVNT | ac80 | 5775 | Ant1 | 5725 | -34.07 | 3.93 | -30.14 | Average | 27 | Pass |
| NVNT | ac80 | 5775 | Ant1 | 5850 | -33.58 | 3.93 | -29.65 | Peak | 27 | Pass |
| NVNT | ac80 | 5775 | Ant1 | 5850 | -33.49 | 3.93 | -29.56 | Average | 27 | Pass |
| NVNT | ac80 | 5775 | Ant1 | 5855 | -36.63 | 3.93 | -32.70 | Peak | 15.6 | Pass |
| NVNT | ac80 | 5775 | Ant1 | 5855 | -39.23 | 3.93 | -35.30 | Average | 15.6 | Pass |
| NVNT | ac80 | 5775 | Ant1 | 5875 | -38.17 | 3.93 | -34.24 | Peak | 10 | Pass |
| NVNT | ac80 | 5775 | Ant1 | 5875 | -41.1 | 3.93 | -37.17 | Average | 10 | Pass |
| NVNT | ac80 | 5775 | Ant1 | 5925 | -46 | 3.93 | -42.07 | Peak | -27 | Pass |
| NVNT | ac80 | 5775 | Ant1 | 5925 | -47.05 | 3.93 | -43.12 | Average | -27 | Pass |

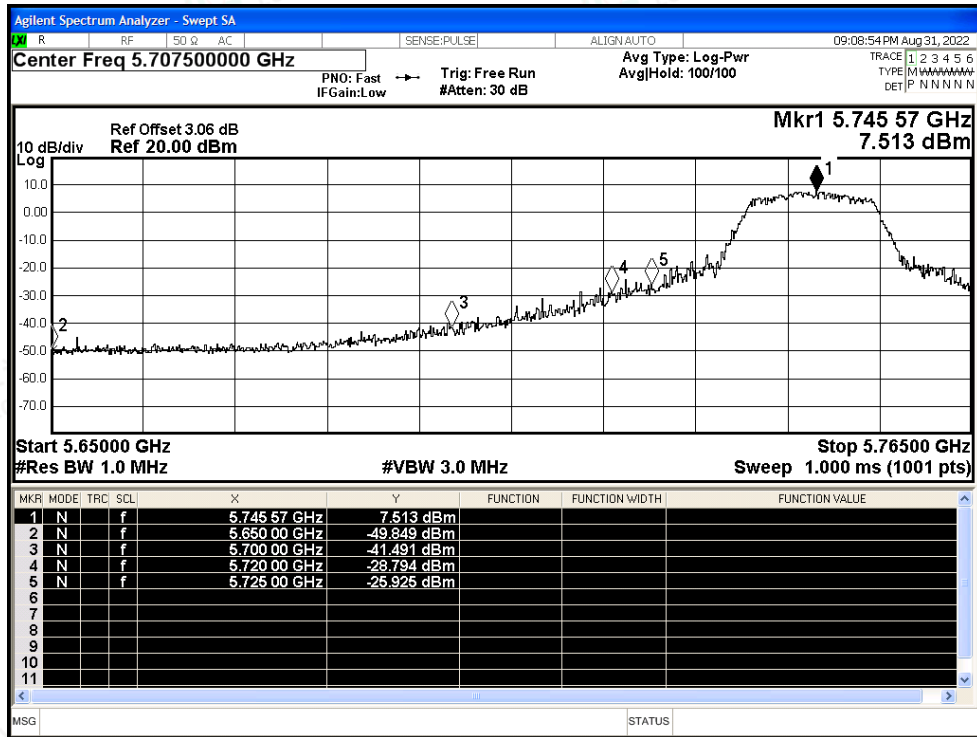


Shenzhen LCS Compliance Testing Laboratory Ltd.
 Add: 101, 201 Bldg A & 301 Bldg C, Juji Industrial Park Yabianxueziwei, Shajing Street, Baoan District, Shenzhen, 518000, China
 Tel: +(86) 0755-82591330 | E-mail: webmaster@lcs-cert.com | Web: www.lcs-cert.com
 Scan code to check authenticity

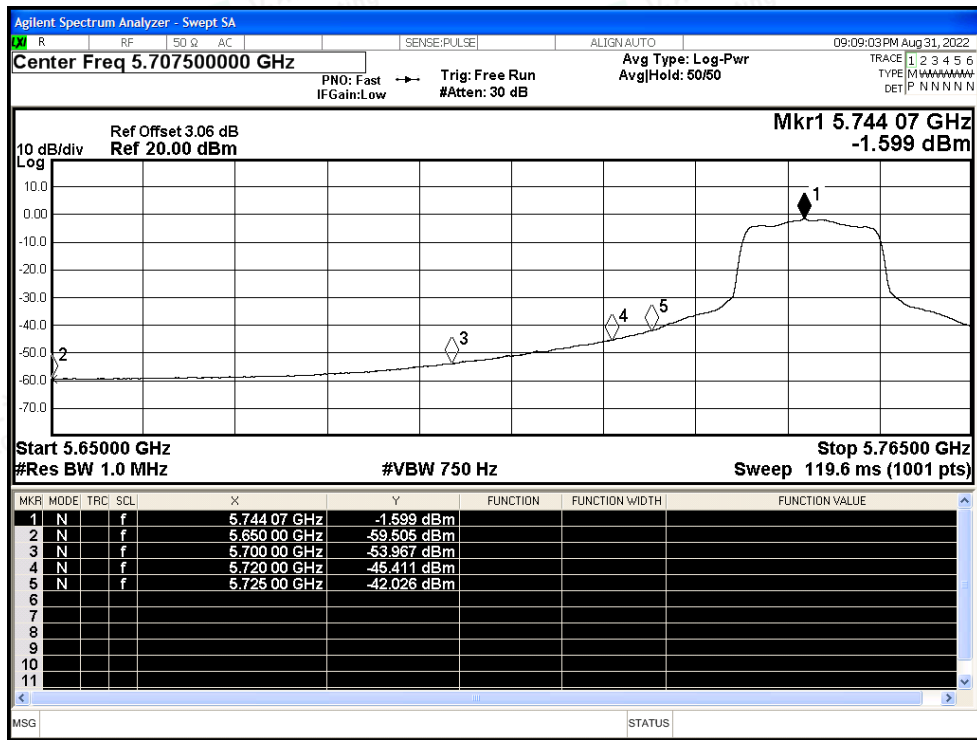


Test Graphs

Restrict Band NVNT a 5745MHz Ant1 Peak

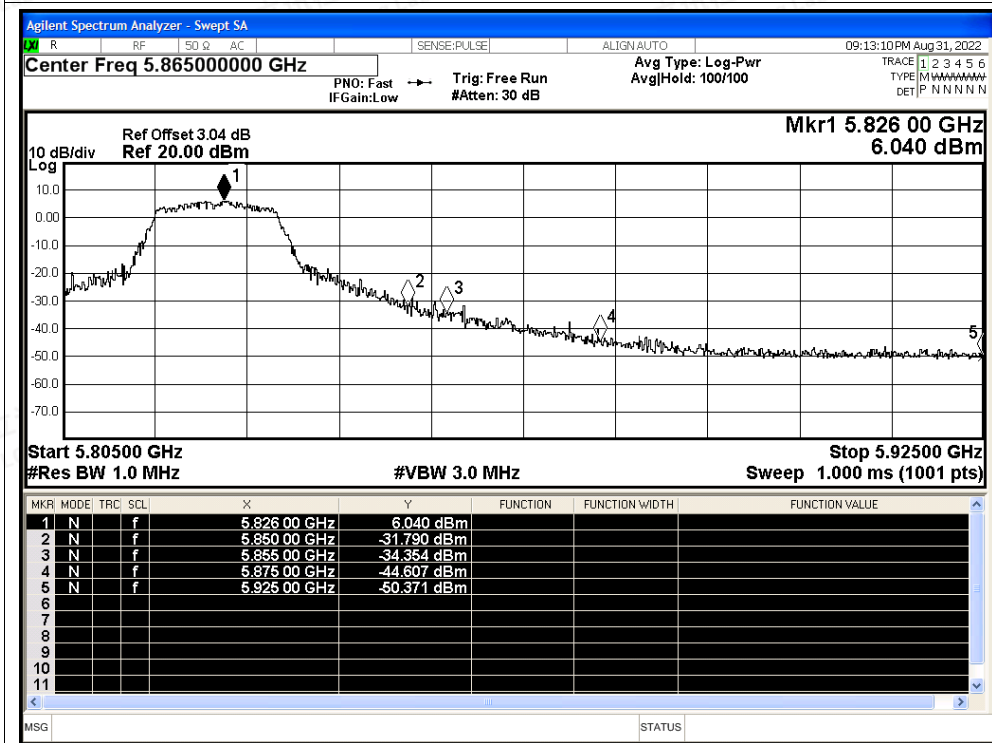


Restrict Band NVNT a 5745MHz Ant1 Average

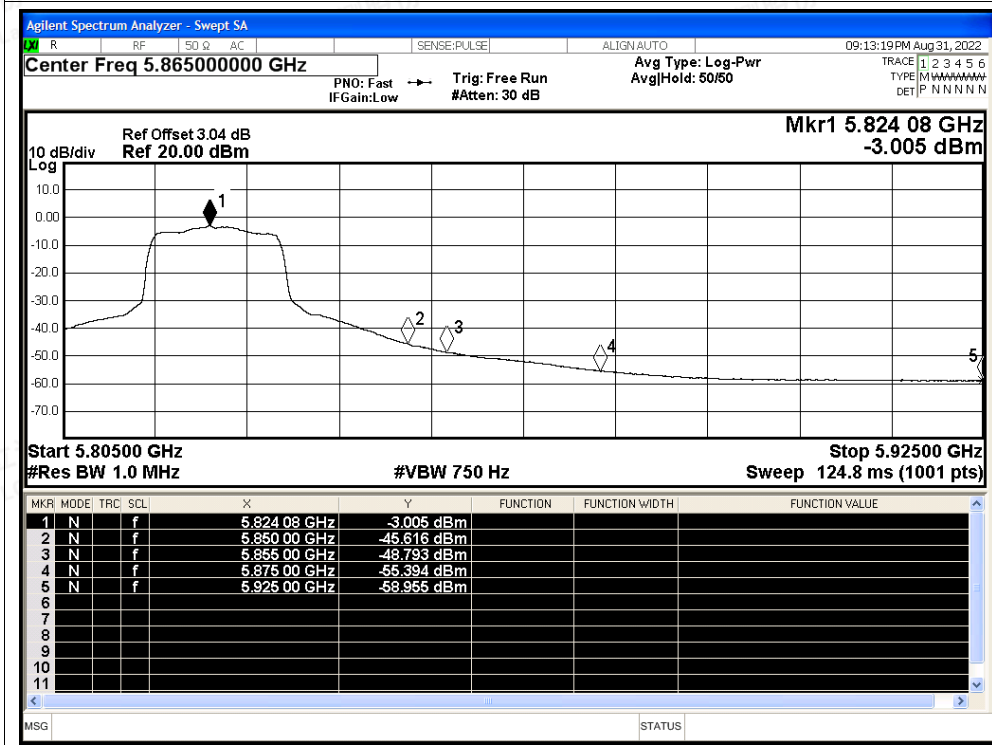




Restrict Band NVNT a 5825MHz Ant1 Peak

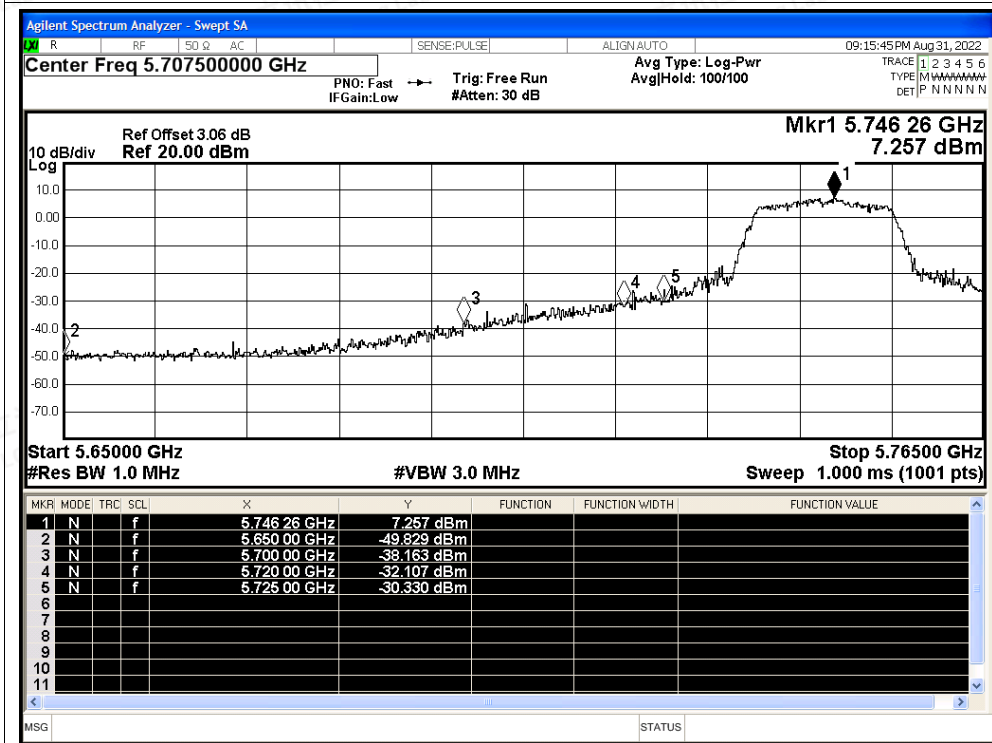


Restrict Band NVNT a 5825MHz Ant1 Average

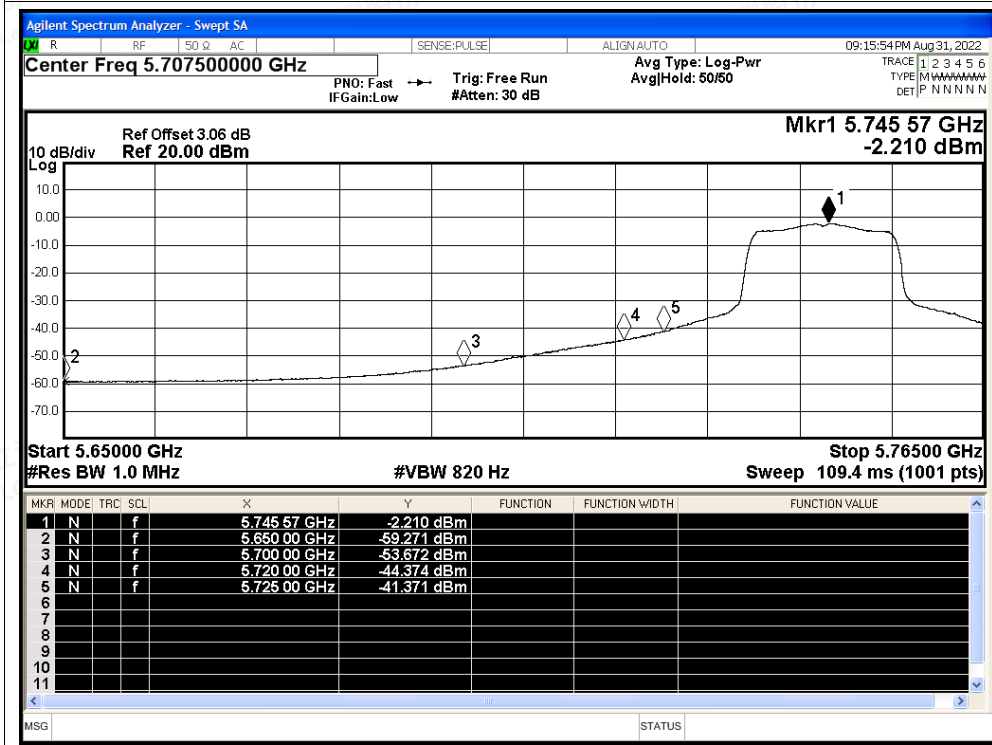




Restrict Band NVNT n20 5745MHz Ant1 Peak

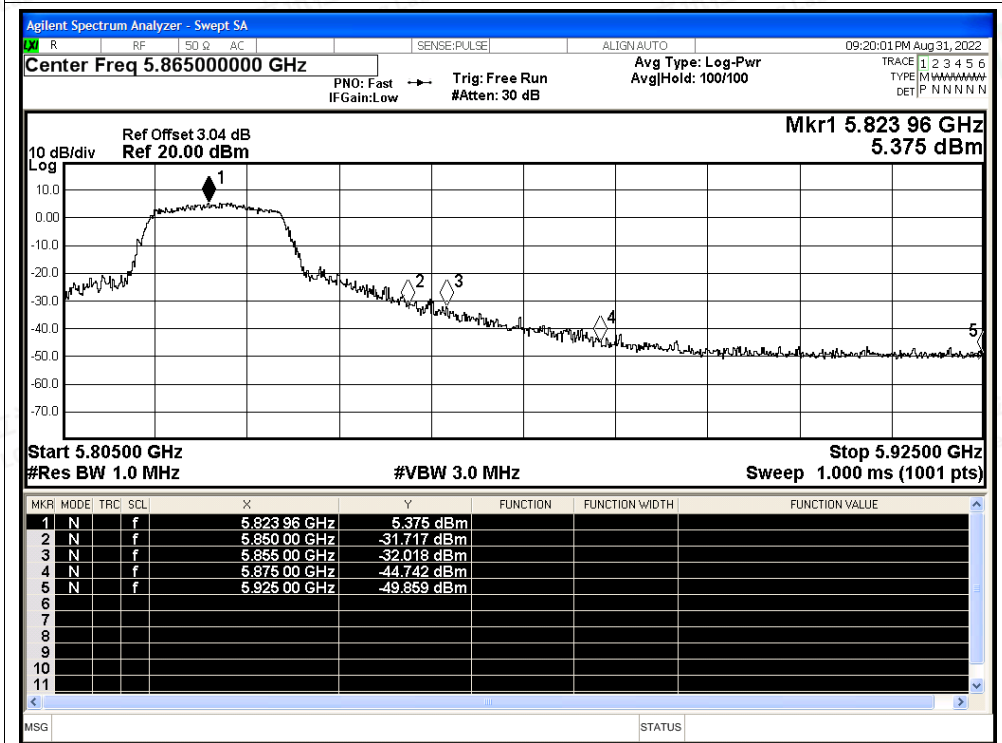


Restrict Band NVNT n20 5745MHz Ant1 Average

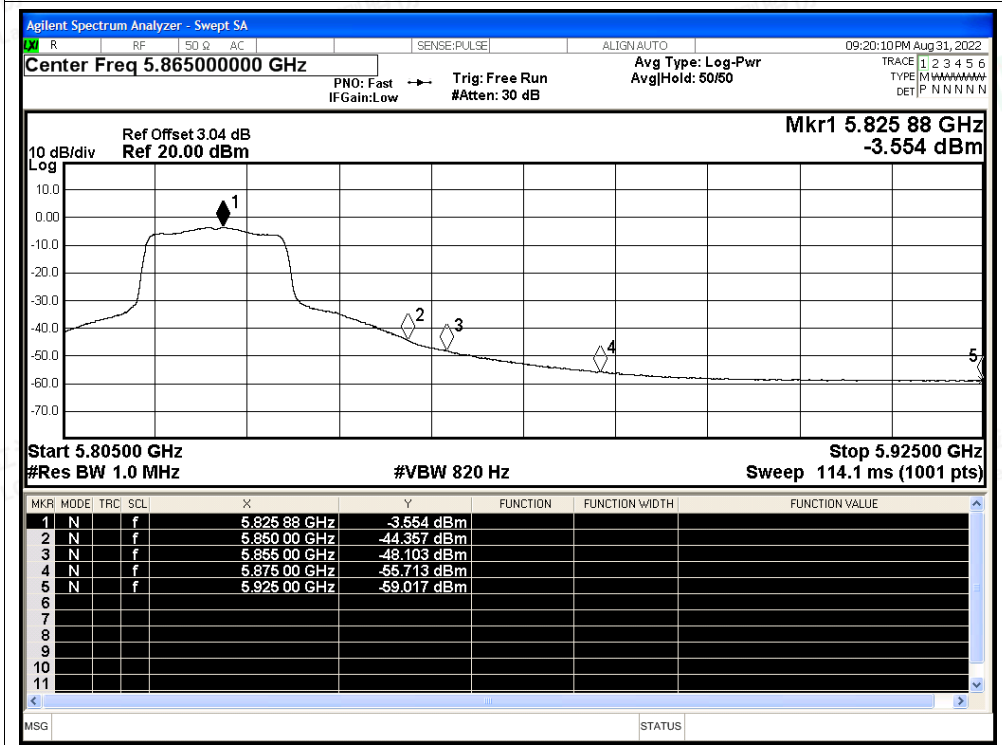




Restrict Band NVNT n20 5825MHz Ant1 Peak

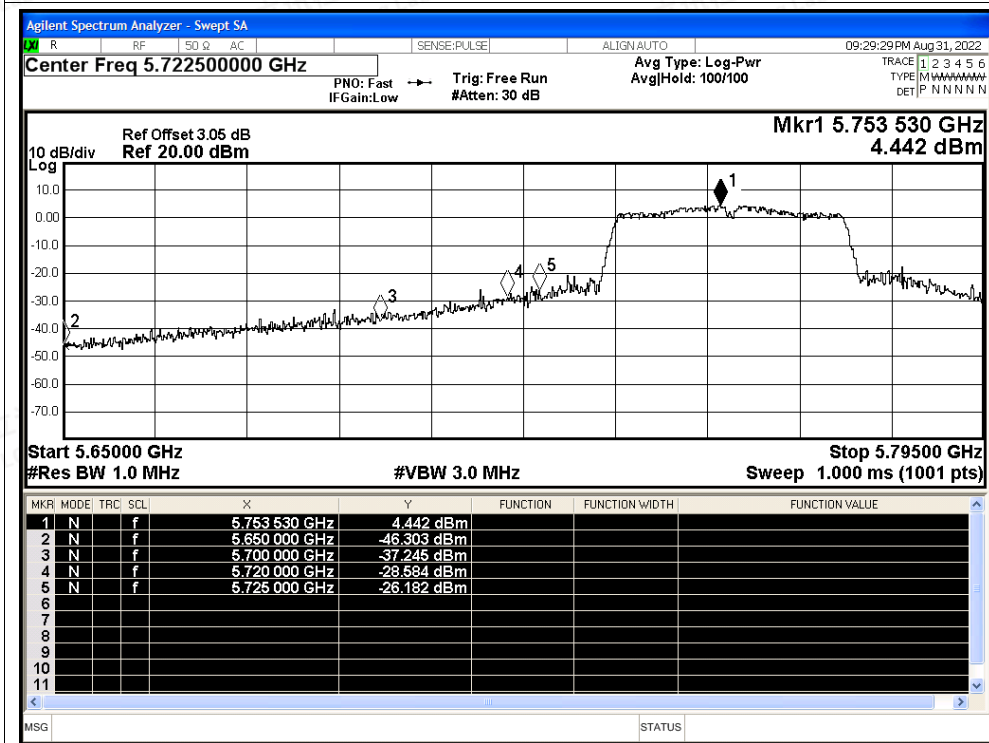


Restrict Band NVNT n20 5825MHz Ant1 Average

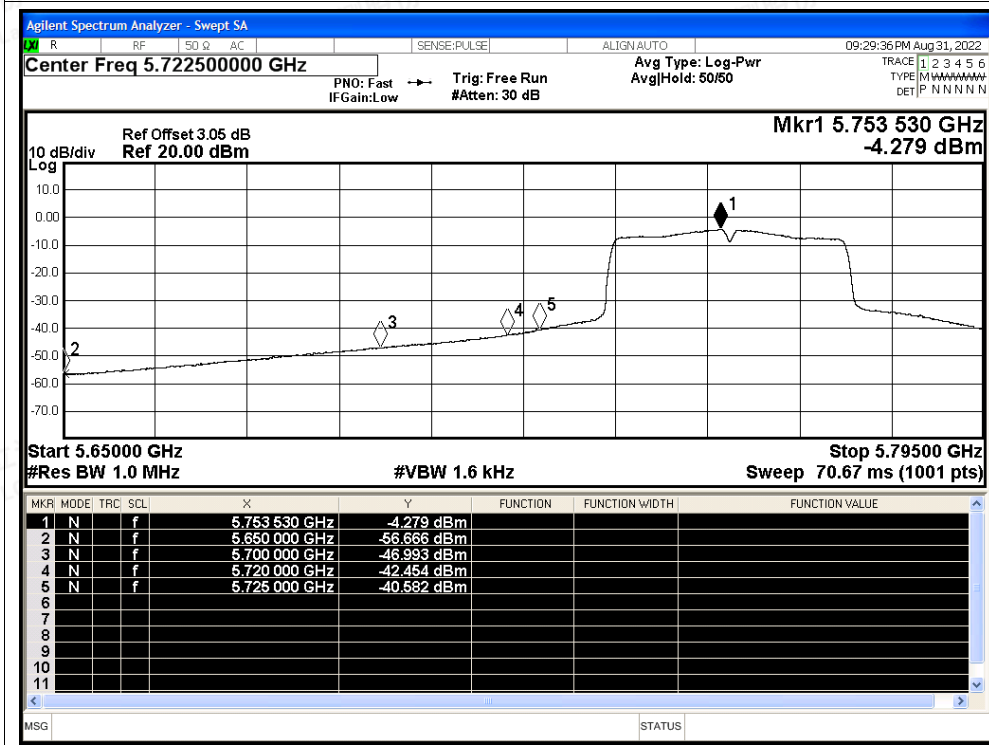




Restrict Band NVNT n40 5755MHz Ant1 Peak

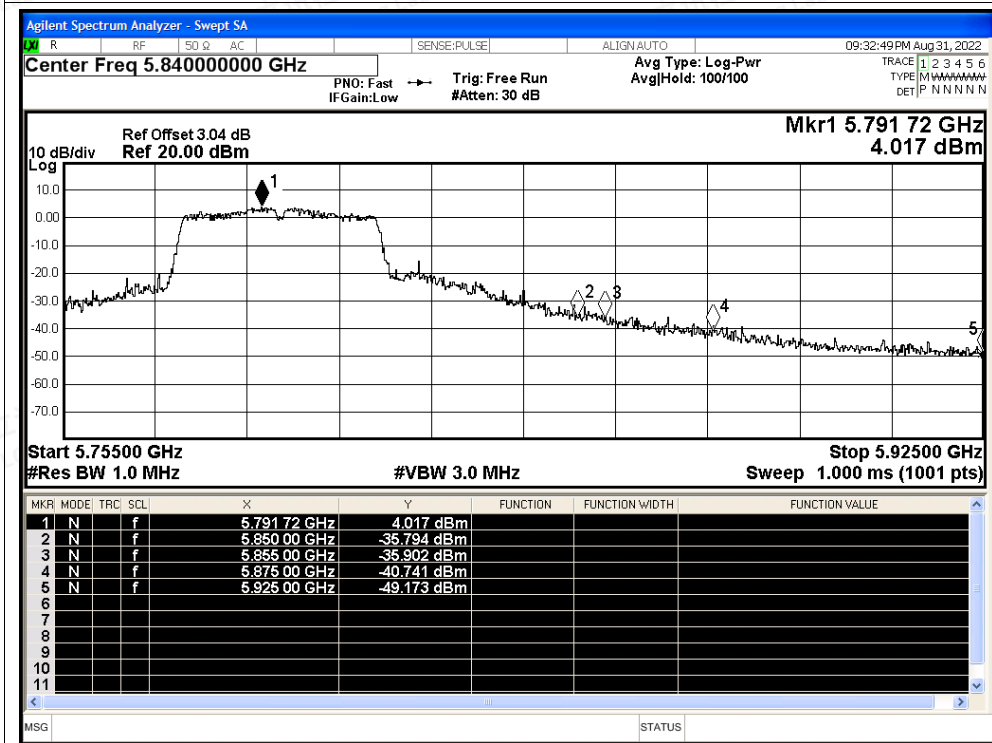


Restrict Band NVNT n40 5755MHz Ant1 Average

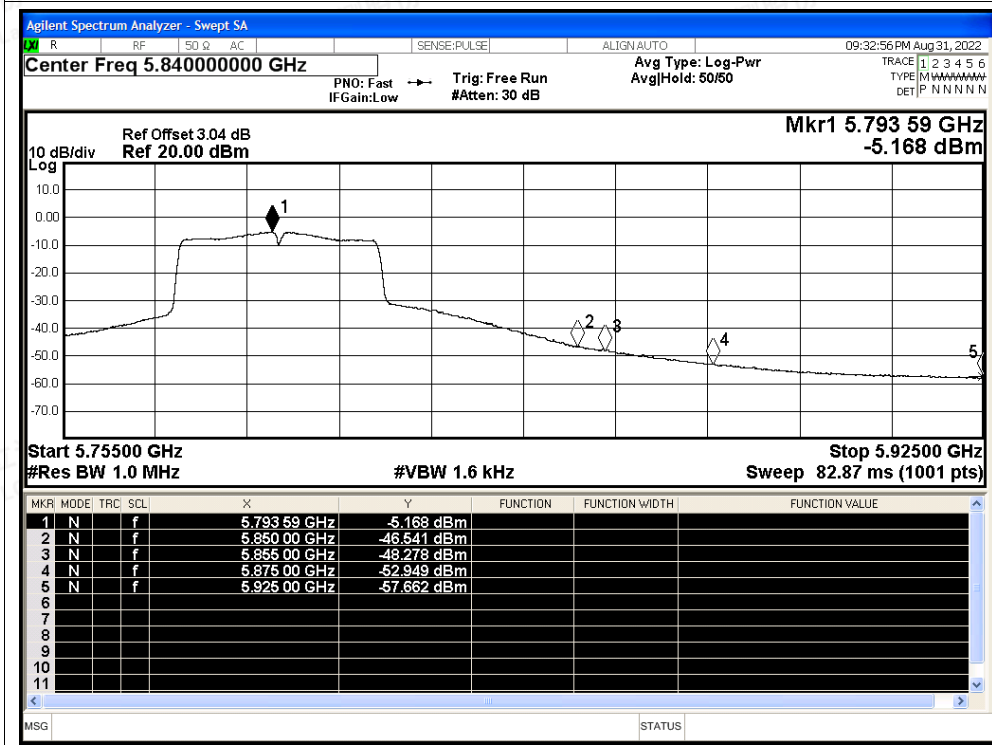




Restrict Band NVNT n40 5795MHz Ant1 Peak

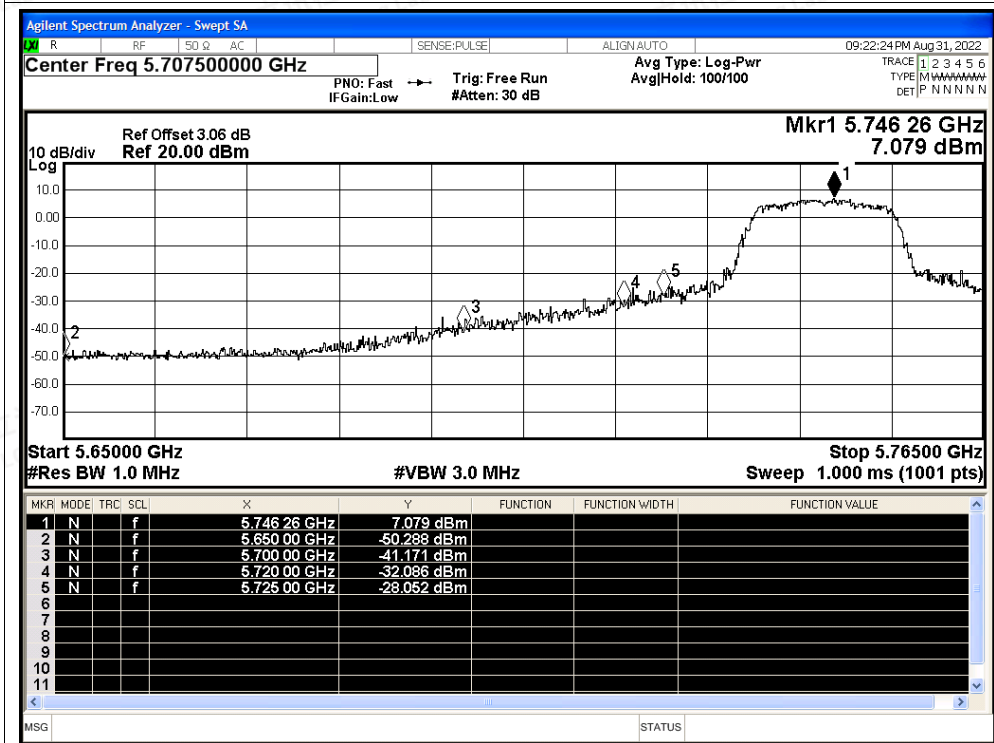


Restrict Band NVNT n40 5795MHz Ant1 Average

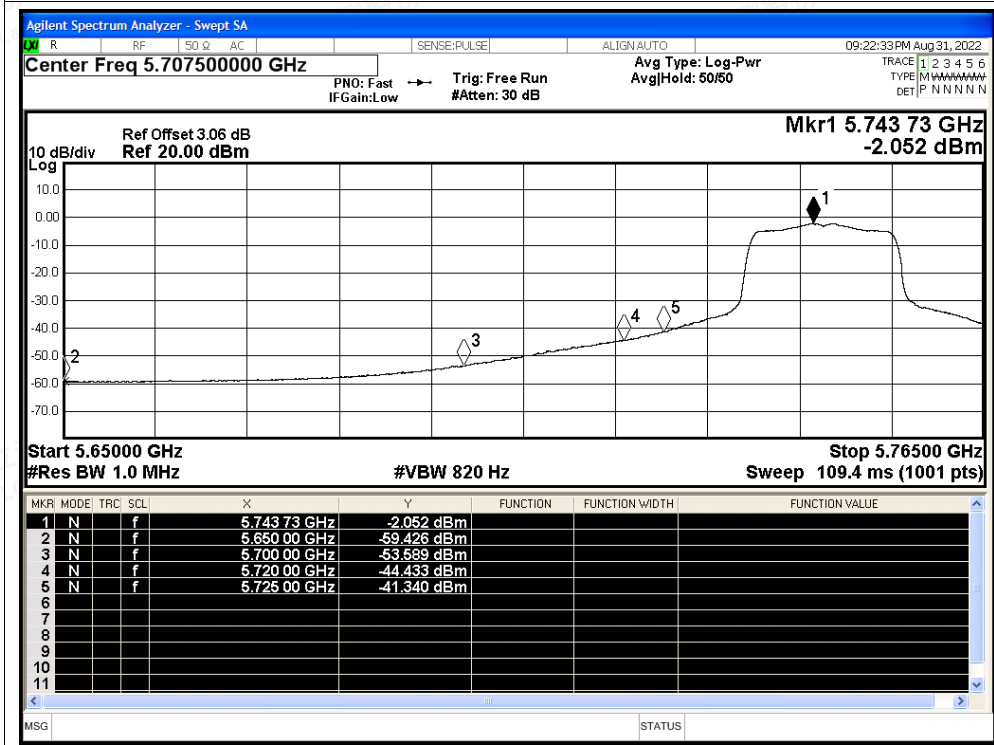




Restrict Band NVNT ac20 5745MHz Ant1 Peak

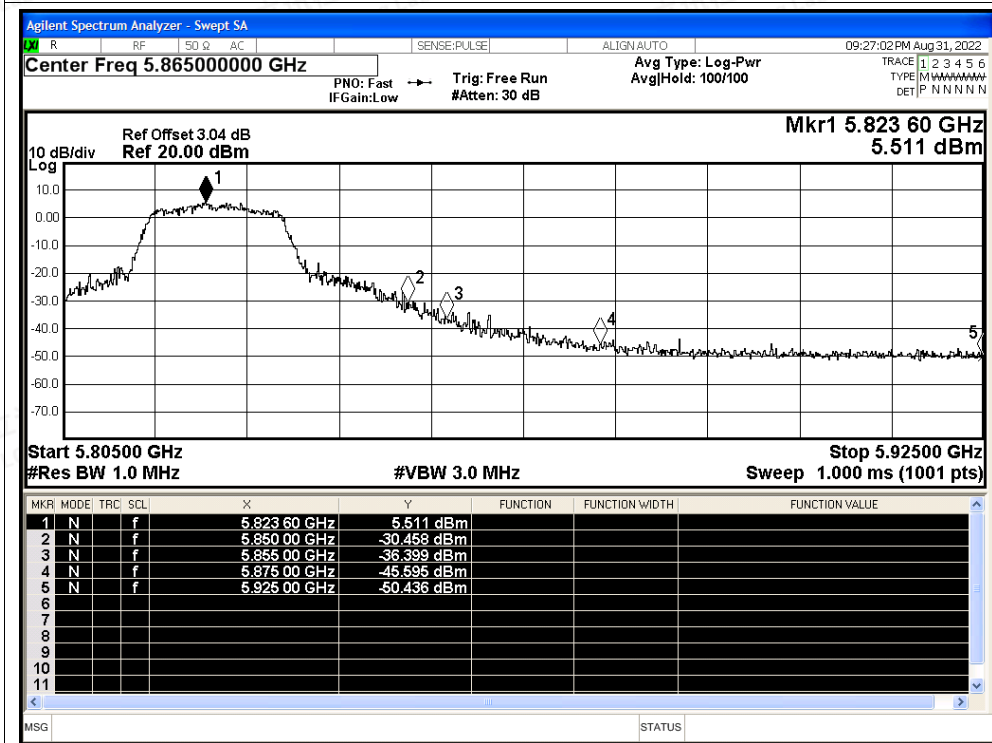


Restrict Band NVNT ac20 5745MHz Ant1 Average

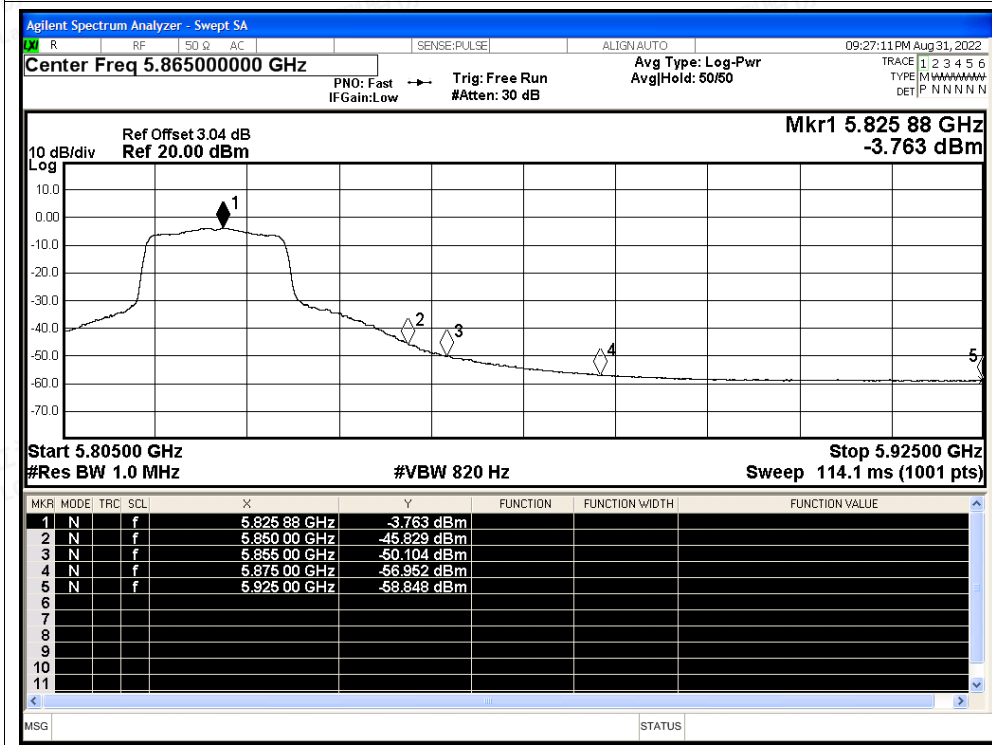




Restrict Band NVNT ac20 5825MHz Ant1 Peak

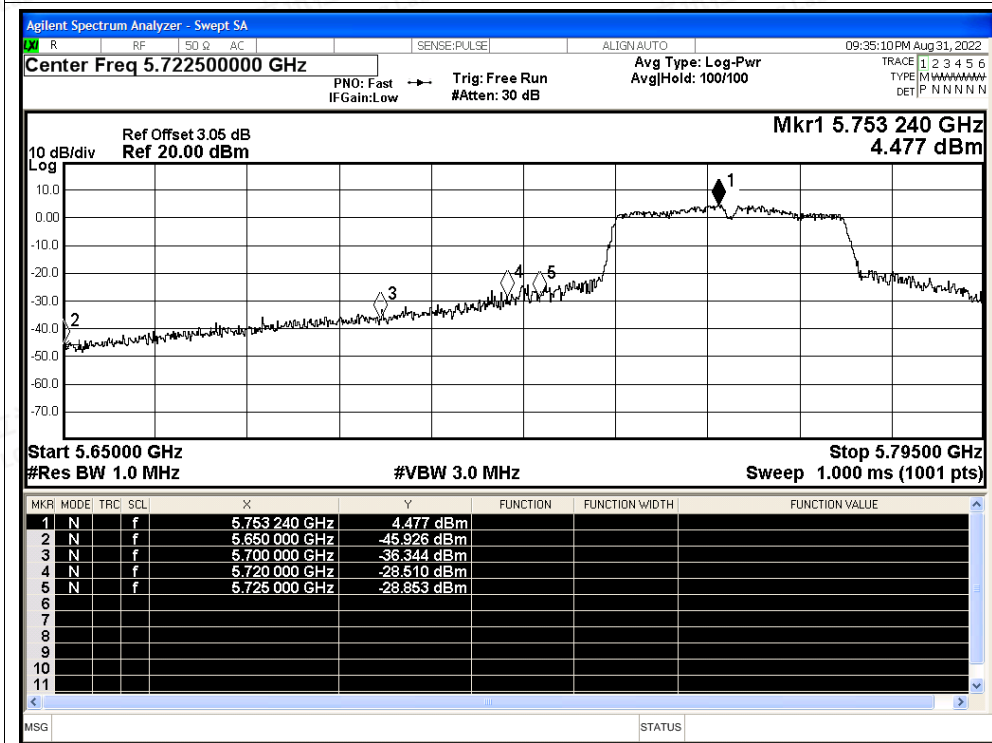


Restrict Band NVNT ac20 5825MHz Ant1 Average

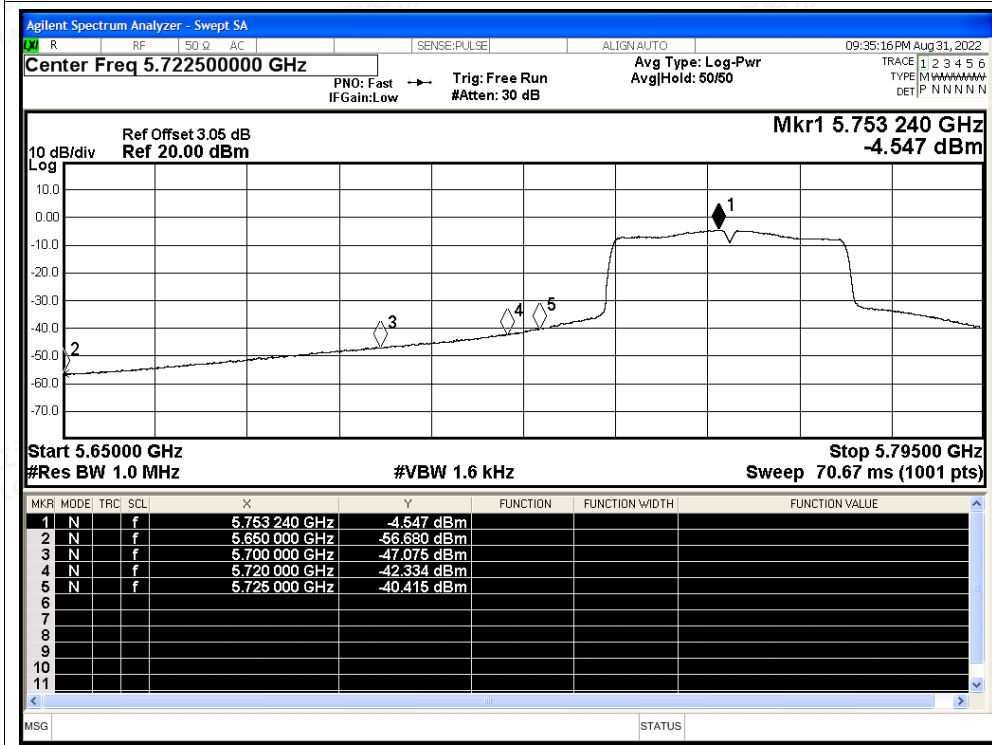




Restrict Band NVNT ac40 5755MHz Ant1 Peak

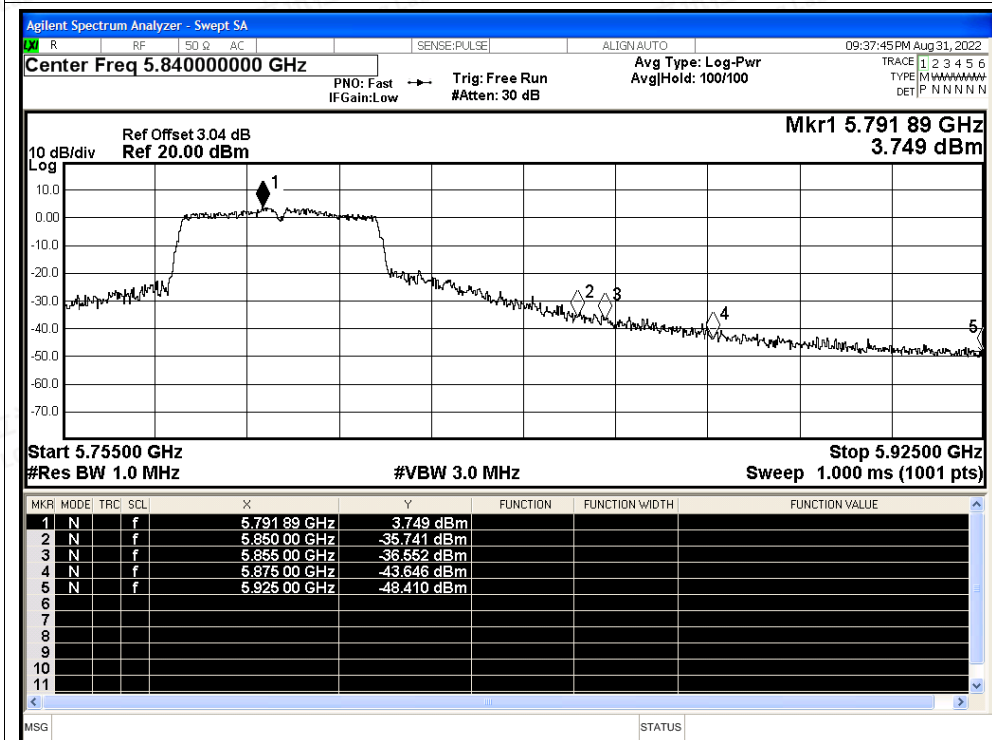


Restrict Band NVNT ac40 5755MHz Ant1 Average

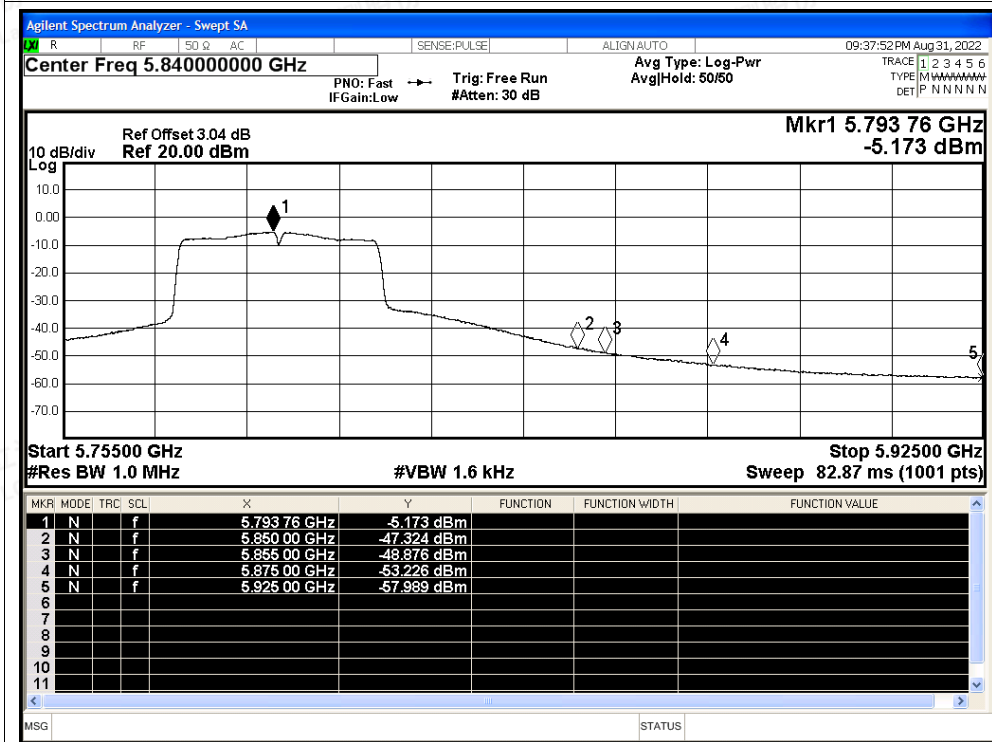




Restrict Band NVNT ac40 5795MHz Ant1 Peak

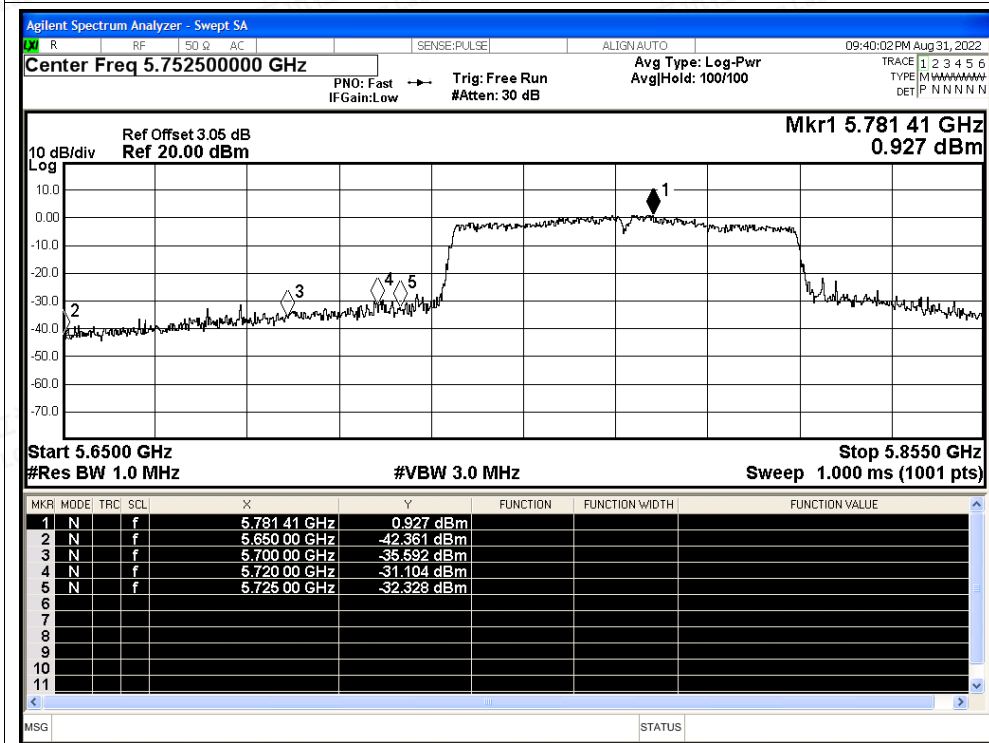


Restrict Band NVNT ac40 5795MHz Ant1 Average

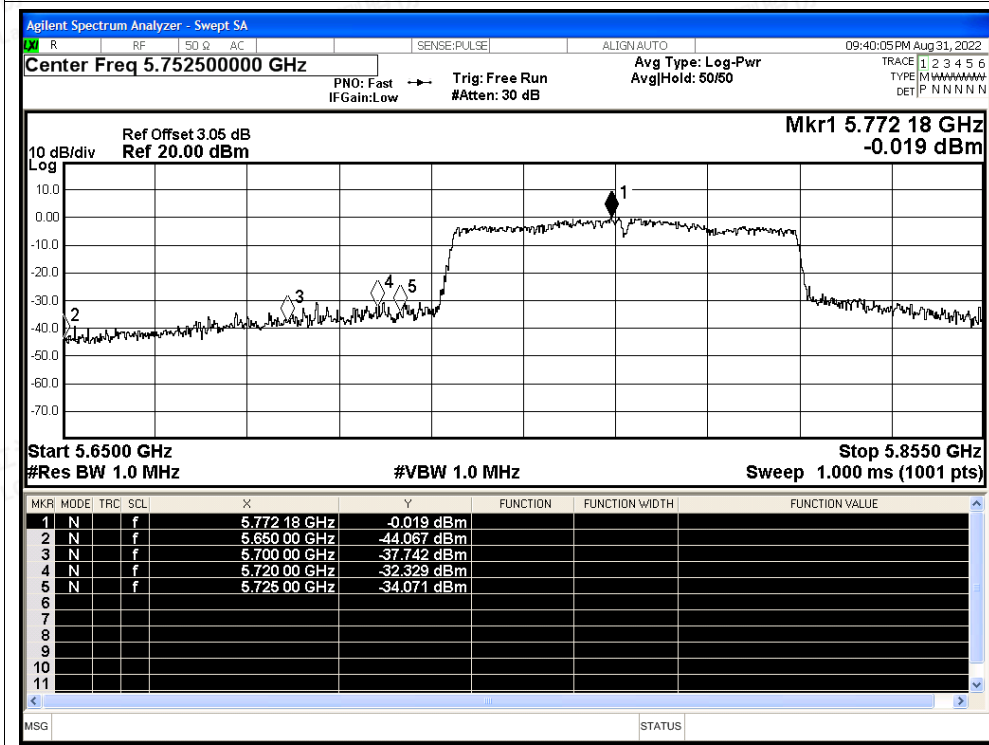




Restrict Band NVNT ac80 5775MHz Ant1 Peak

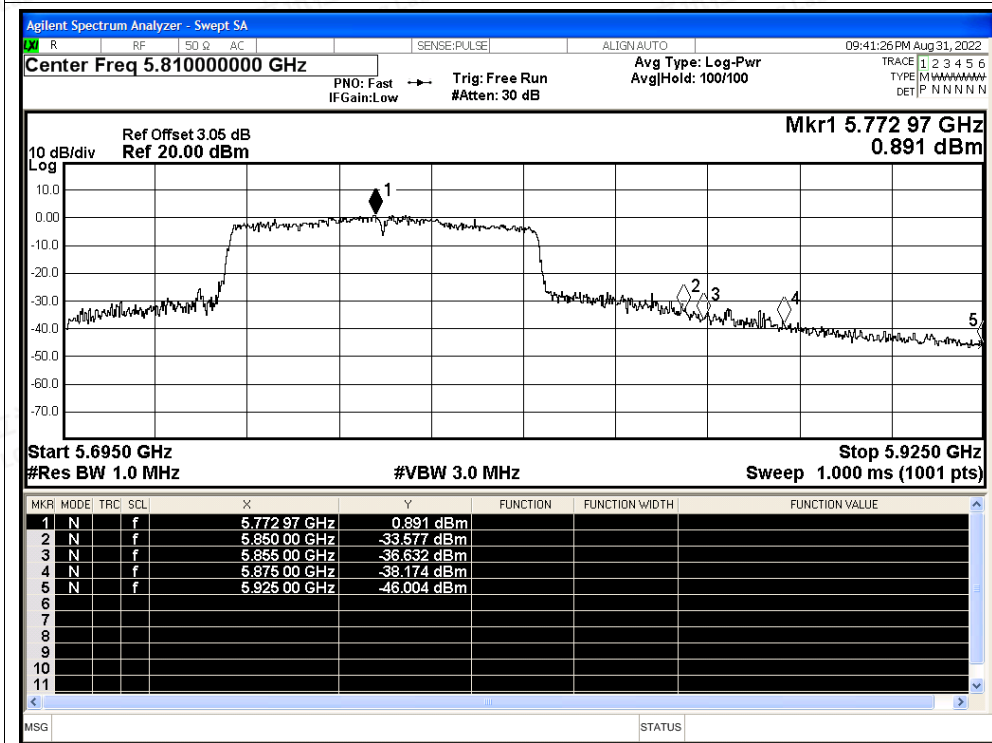


Restrict Band NVNT ac80 5775MHz Ant1 Average

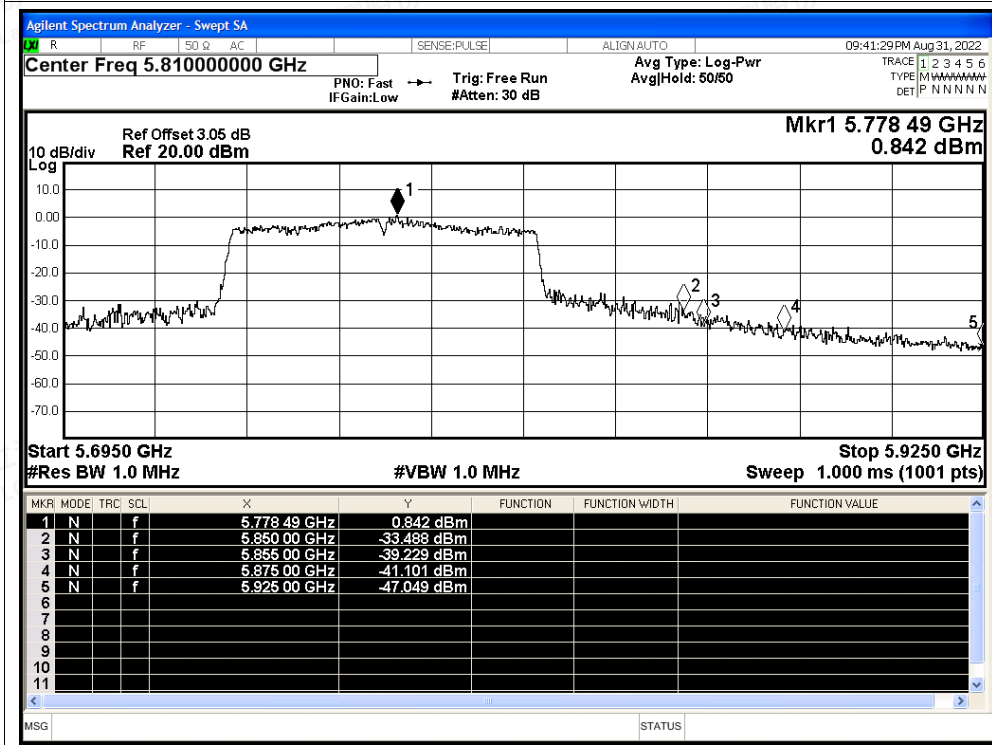




Restrict Band NVNT ac80 5775MHz Ant1 Peak



Restrict Band NVNT ac80 5775MHz Ant1 Average





E.5 Frequency Stability

| Condition | Mode | Frequency (MHz) | Antenna | Measured Frequency (MHz) | Frequency Error (Hz) | Deviation (ppm) | Limit (ppm) | Verdict |
|-----------|------|-----------------|---------|--------------------------|----------------------|-----------------|-------------|---------|
| NVNT | a | 5745 | Ant1 | 5744.96 | -40000 | -6.96 | 25 | Pass |
| NVNT | a | 5785 | Ant1 | 5784.98 | -20000 | -3.46 | 25 | Pass |
| NVNT | a | 5825 | Ant1 | 5824.96 | -40000 | -6.87 | 25 | Pass |
| NVNT | n20 | 5745 | Ant1 | 5744.96 | -40000 | -6.96 | 25 | Pass |
| NVNT | n20 | 5785 | Ant1 | 5784.96 | -40000 | -6.91 | 25 | Pass |
| NVNT | n20 | 5825 | Ant1 | 5824.96 | -40000 | -6.87 | 25 | Pass |
| NVNT | n40 | 5755 | Ant1 | 5754.96 | -40000 | -6.95 | 25 | Pass |
| NVNT | n40 | 5795 | Ant1 | 5795 | 0 | 0 | 25 | Pass |
| NVNT | ac20 | 5745 | Ant1 | 5744.96 | -40000 | -6.96 | 25 | Pass |
| NVNT | ac20 | 5785 | Ant1 | 5784.96 | -40000 | -6.91 | 25 | Pass |
| NVNT | ac20 | 5825 | Ant1 | 5824.96 | -40000 | -6.87 | 25 | Pass |
| NVNT | ac40 | 5755 | Ant1 | 5755 | 0 | 0 | 25 | Pass |
| NVNT | ac40 | 5795 | Ant1 | 5795 | 0 | 0 | 25 | Pass |
| NVNT | ac80 | 5775 | Ant1 | 5775 | 0 | 0 | 25 | Pass |

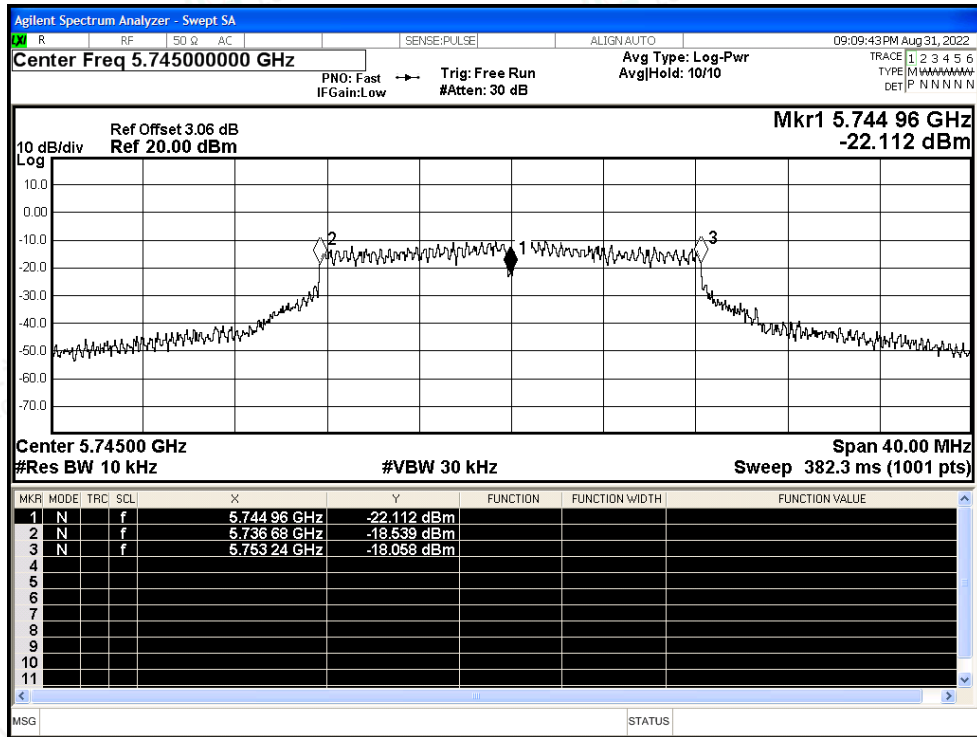


Shenzhen LCS Compliance Testing Laboratory Ltd.
 Add: 101, 201 Bldg A & 301 Bldg C, Juji Industrial Park Yabianxueziwei, Shajing Street, Baoan District, Shenzhen, 518000, China
 Tel: +(86) 0755-82591330 | E-mail: webmaster@lcs-cert.com | Web: www.lcs-cert.com
 Scan code to check authenticity

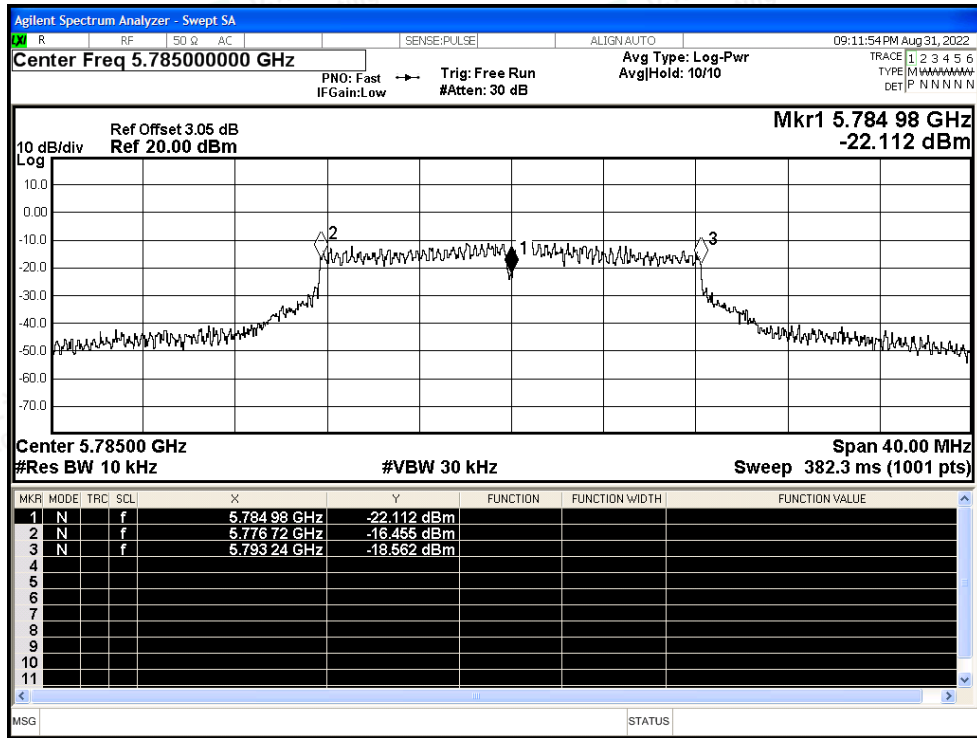


Test Graphs

Freq. Stability NVNT a 5745MHz Ant1

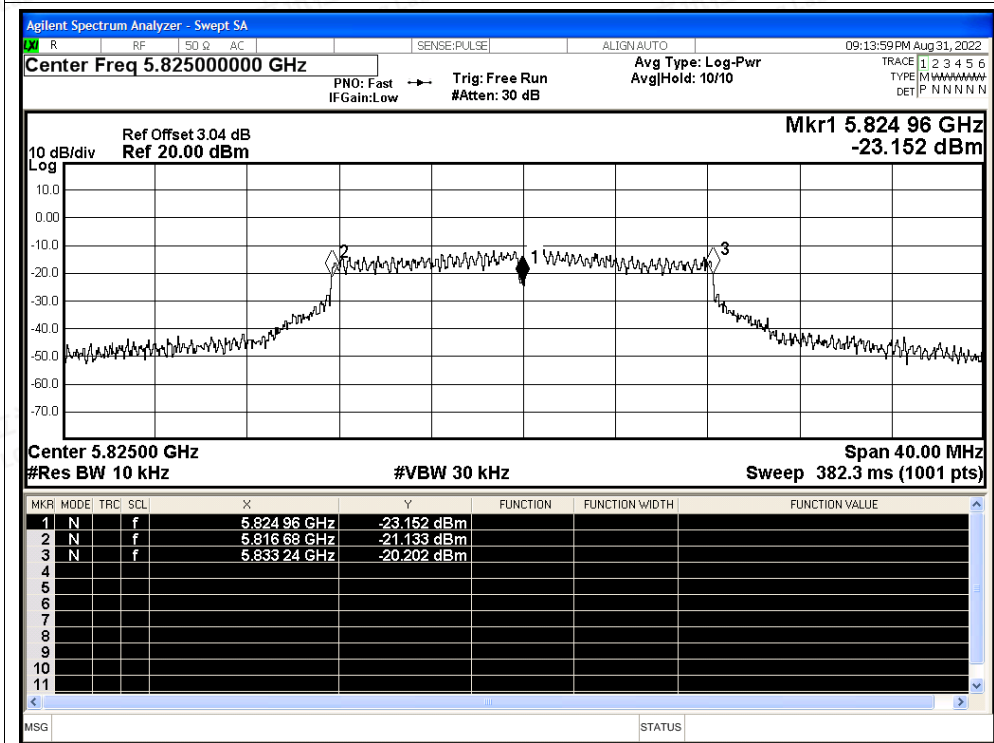


Freq. Stability NVNT a 5785MHz Ant1

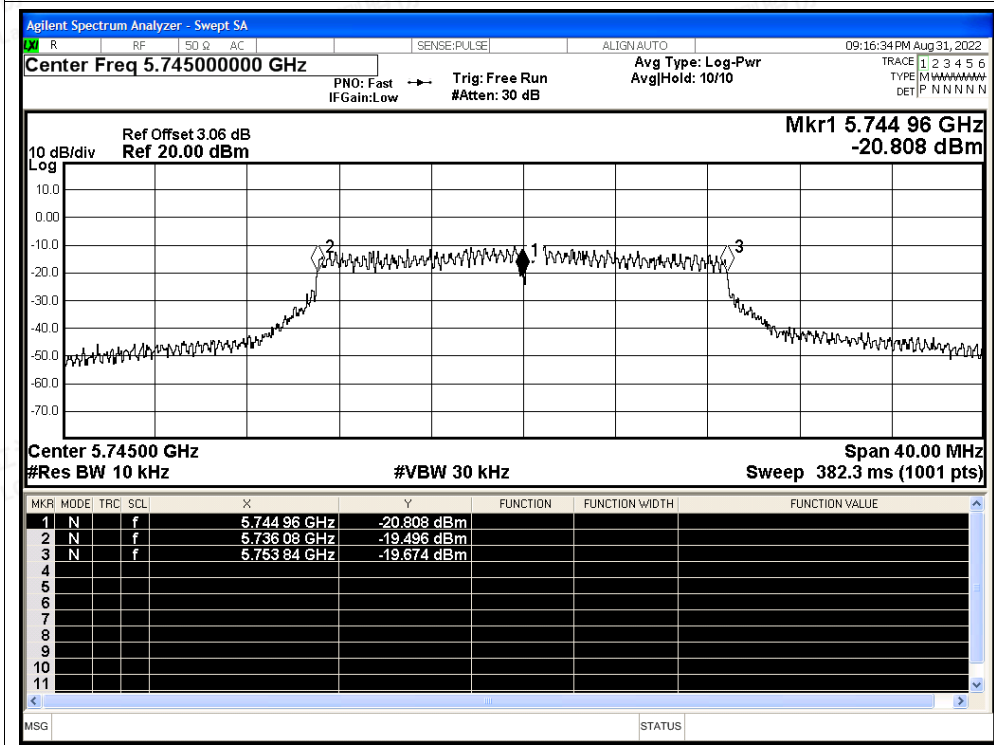




Freq. Stability NVNT a 5825MHz Ant1

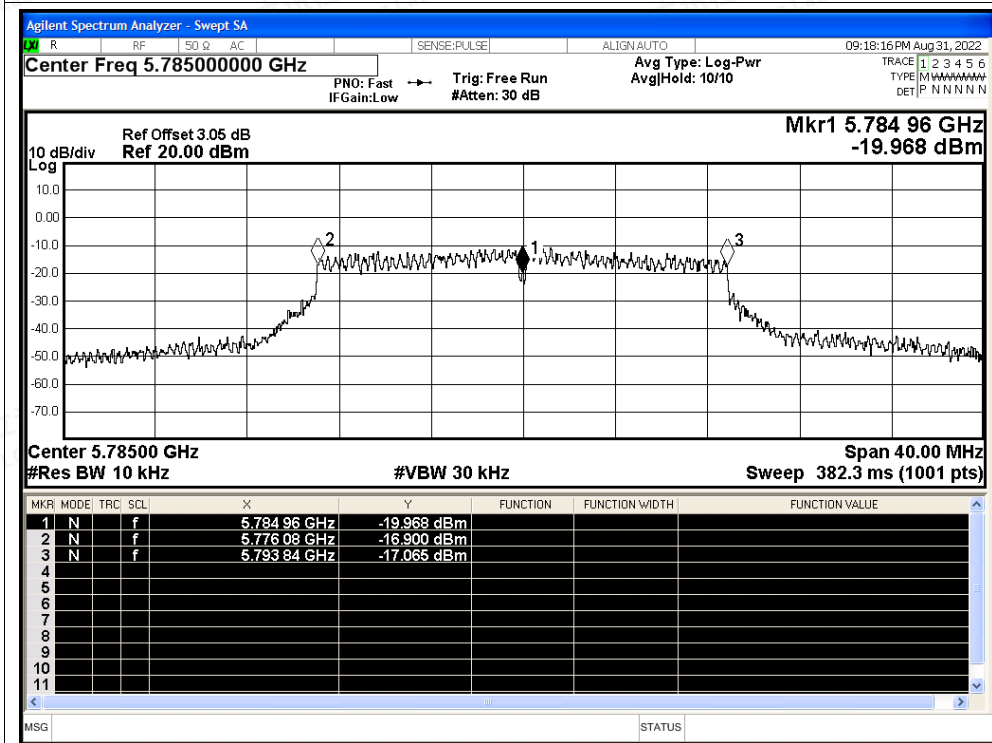


Freq. Stability NVNT n20 5745MHz Ant1

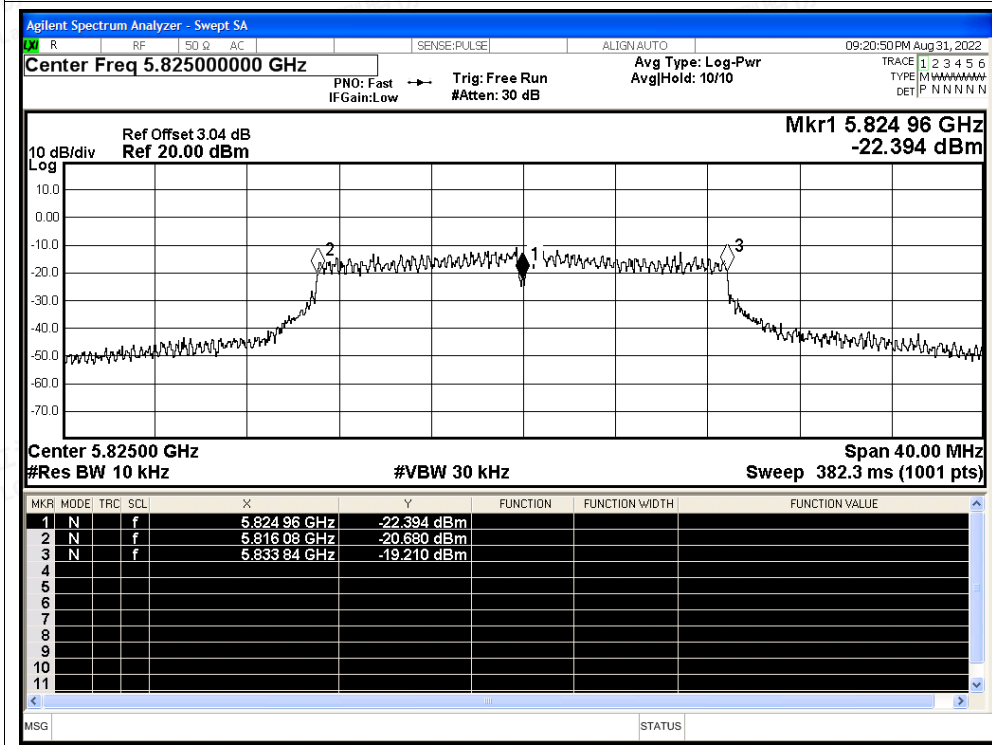




Freq. Stability NVNT n20 5785MHz Ant1

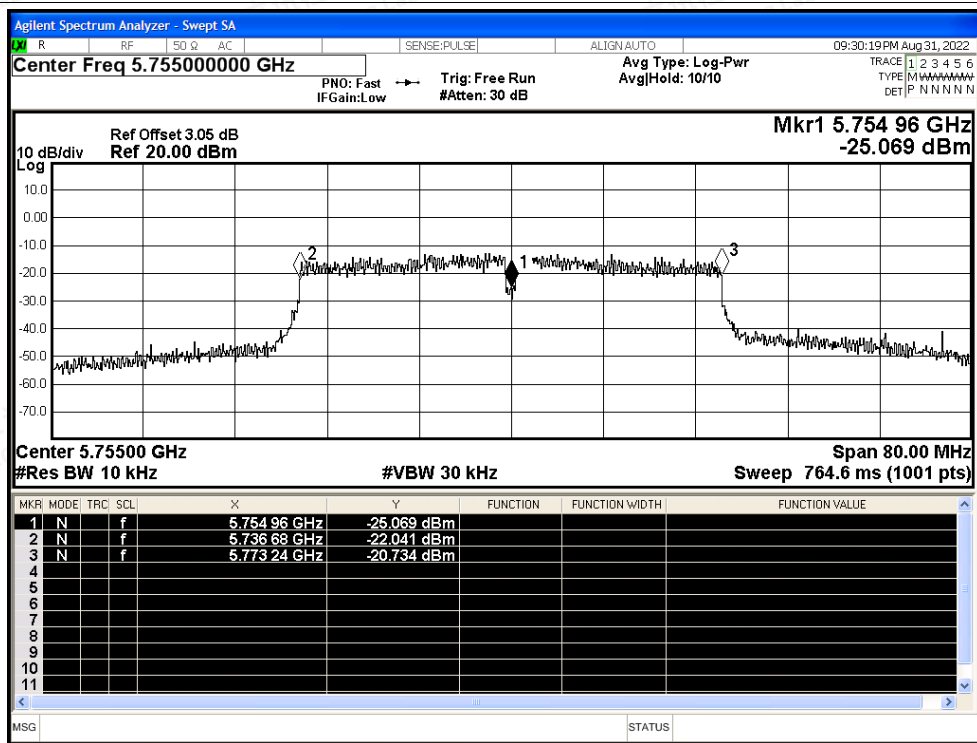


Freq. Stability NVNT n20 5825MHz Ant1

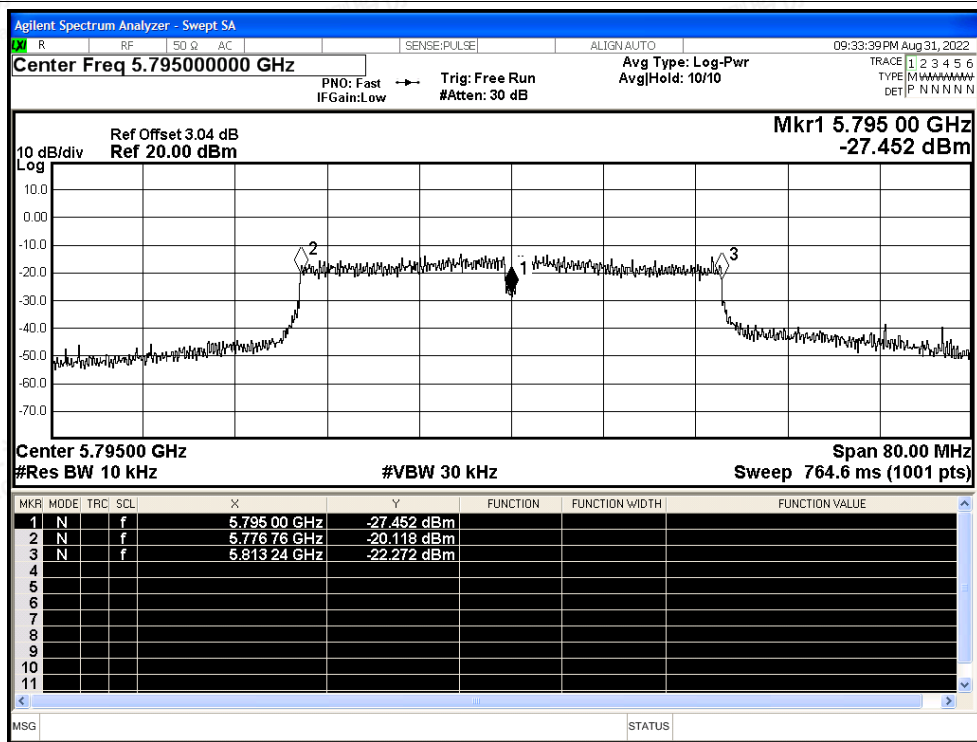




Freq. Stability NVNT n40 5755MHz Ant1

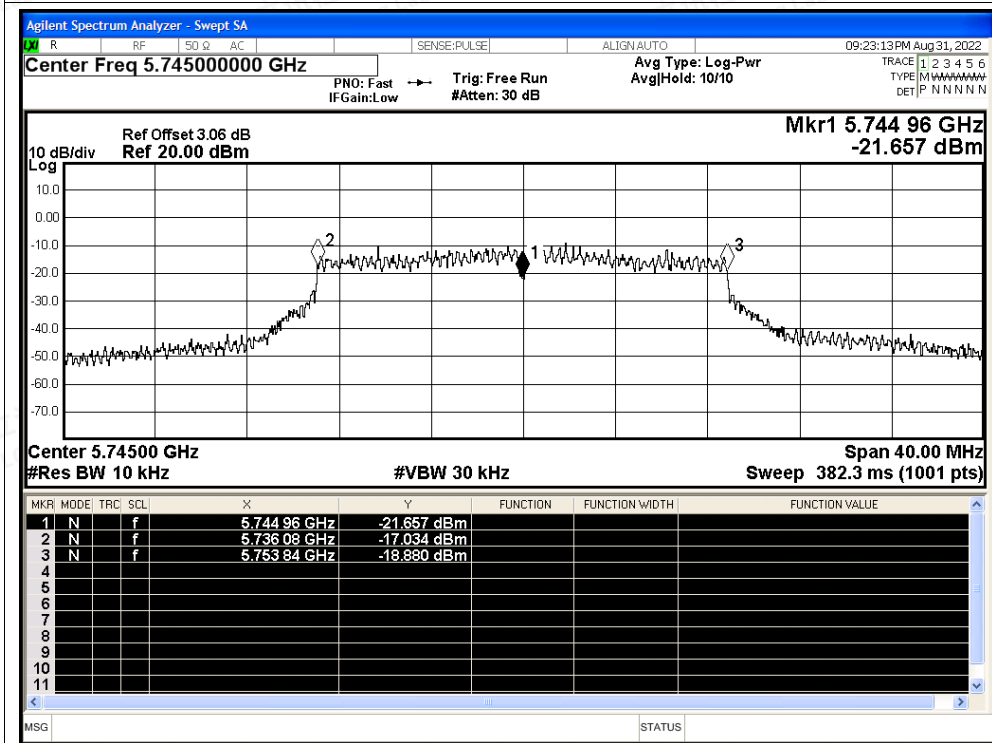


Freq. Stability NVNT n40 5795MHz Ant1

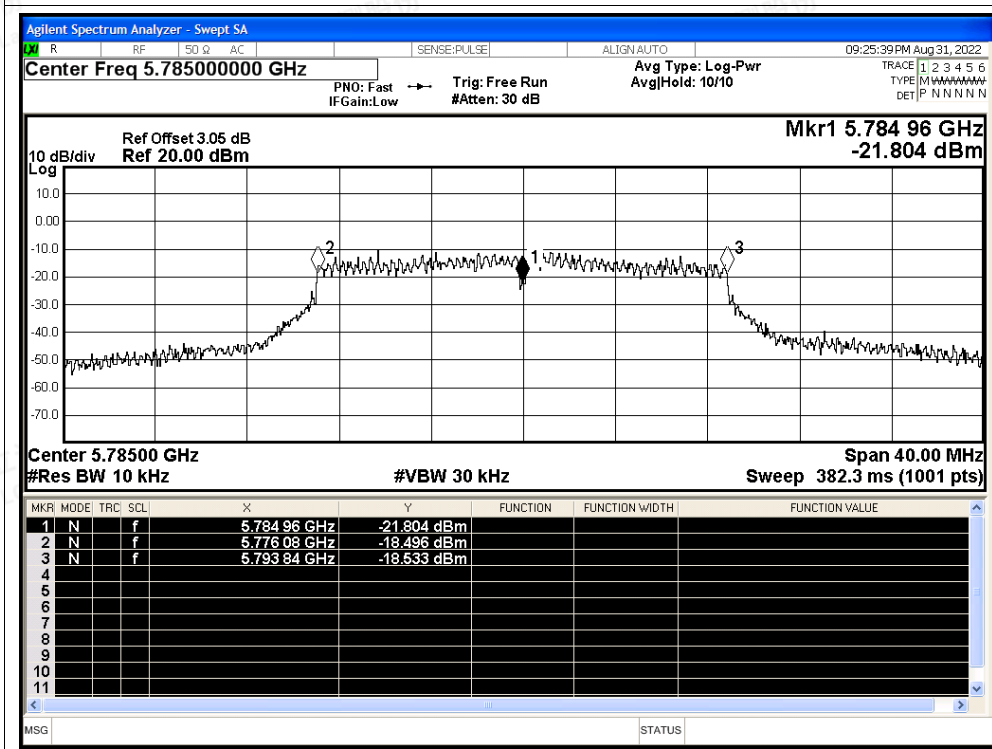




Freq. Stability NVNT ac20 5745MHz Ant1

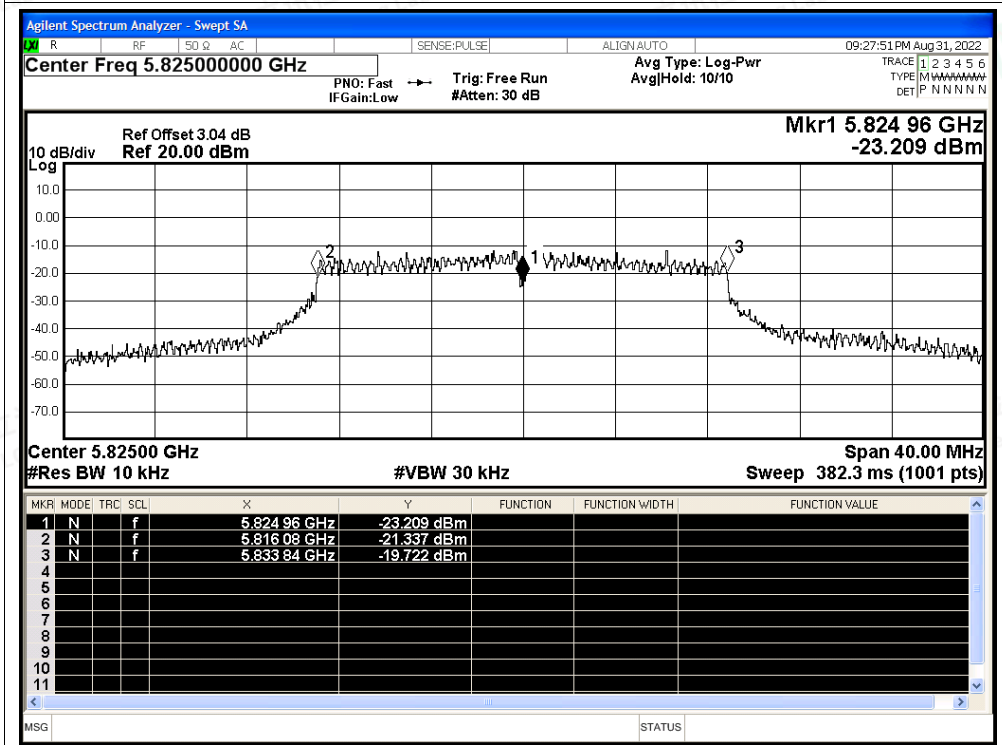


Freq. Stability NVNT ac20 5785MHz Ant1

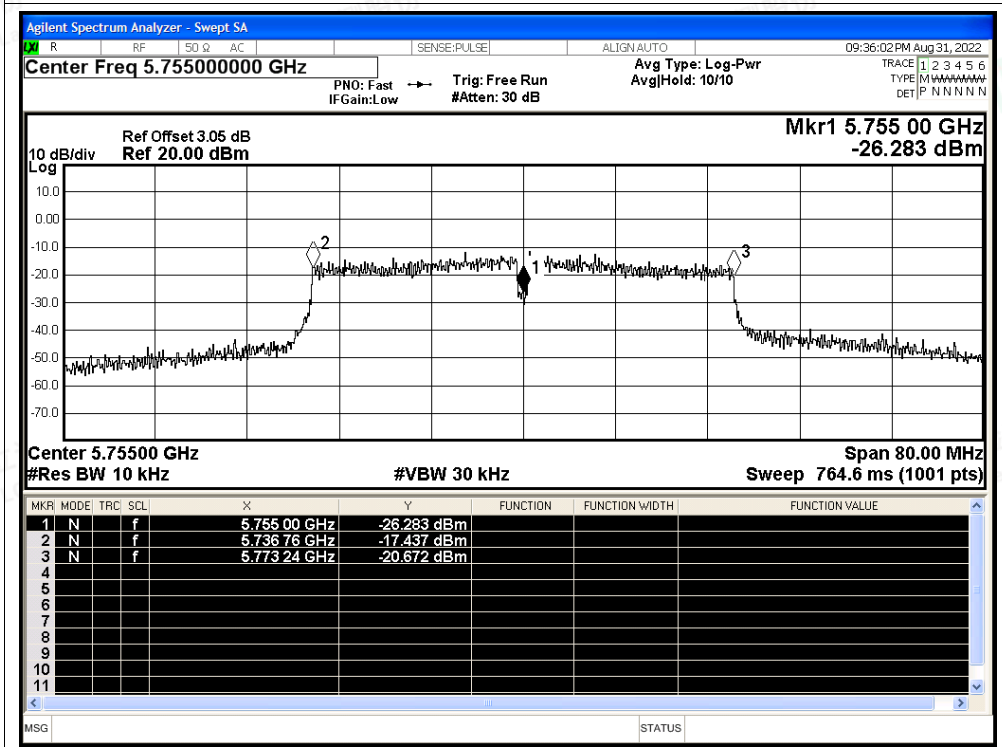


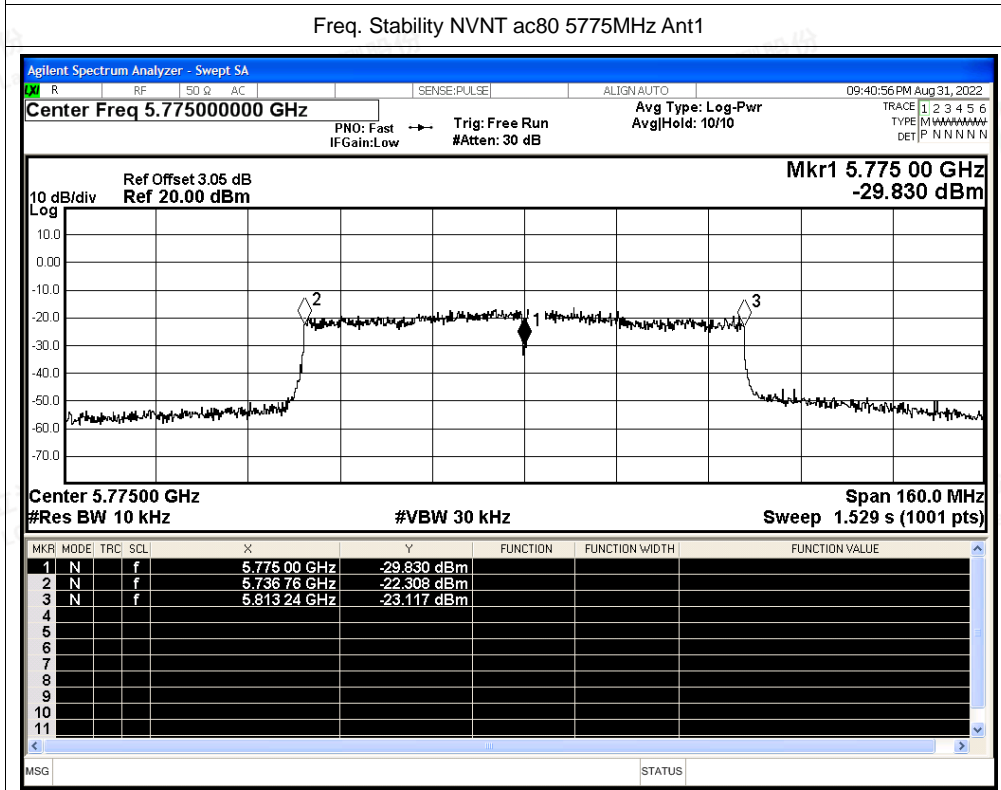
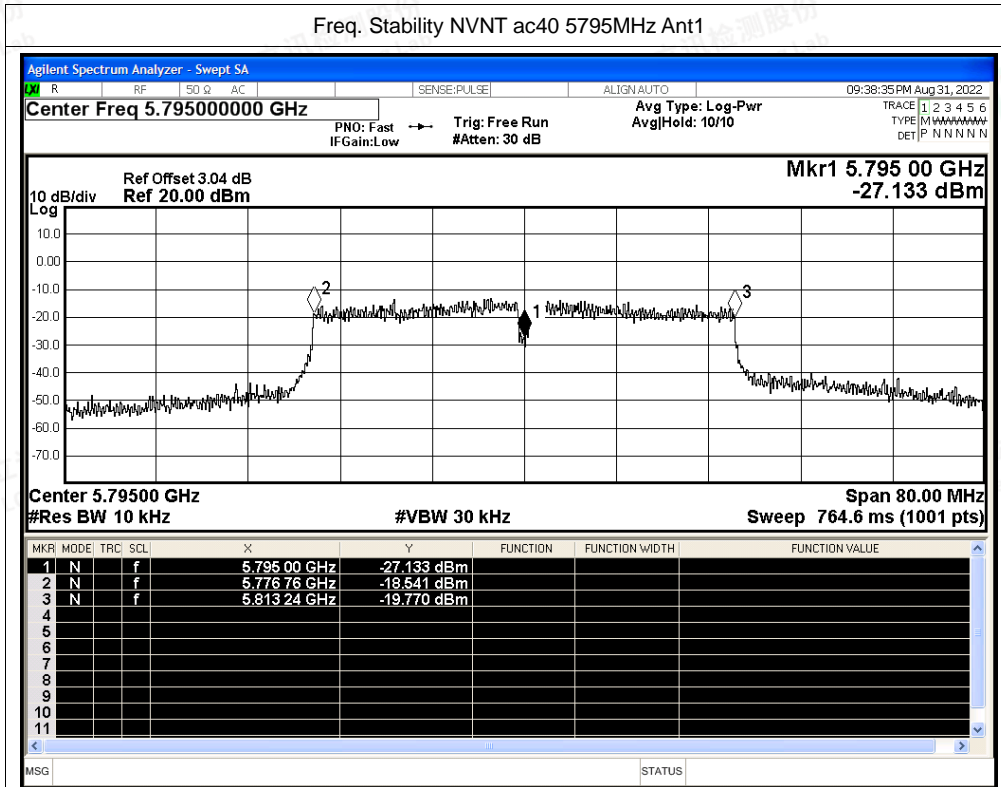


Freq. Stability NVNT ac20 5825MHz Ant1



Freq. Stability NVNT ac40 5755MHz Ant1







E.6 Duty Cycle

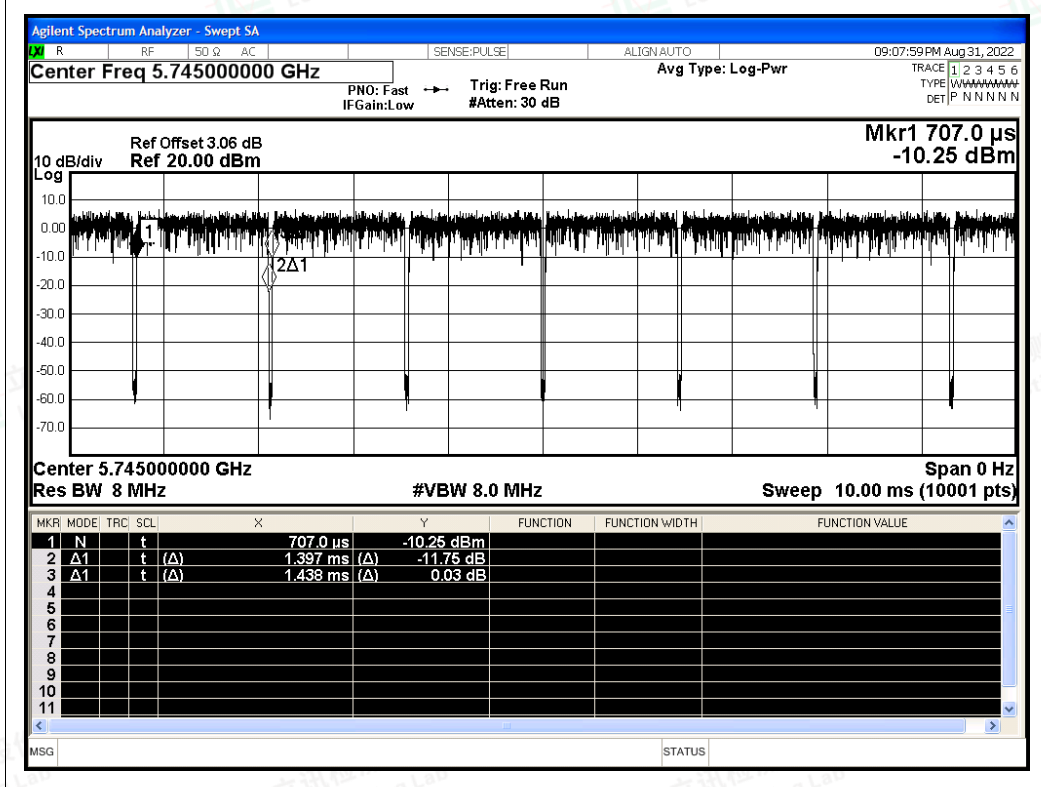
| Condition | Mode | Frequency (MHz) | Antenna | Duty Cycle (%) | Correction Factor (dB) | 1/T (kHz) |
|-----------|------|-----------------|---------|----------------|------------------------|-----------|
| NVNT | a | 5745 | Ant1 | 97.15 | 0.13 | 0.72 |
| NVNT | a | 5785 | Ant1 | 97.15 | 0.13 | 0.72 |
| NVNT | a | 5825 | Ant1 | 97.15 | 0.13 | 0.72 |
| NVNT | n20 | 5745 | Ant1 | 96.96 | 0.13 | 0.76 |
| NVNT | n20 | 5785 | Ant1 | 96.96 | 0.13 | 0.76 |
| NVNT | n20 | 5825 | Ant1 | 96.96 | 0.13 | 0.76 |
| NVNT | n40 | 5755 | Ant1 | 94.49 | 0.25 | 1.53 |
| NVNT | n40 | 5795 | Ant1 | 94.48 | 0.25 | 1.54 |
| NVNT | ac20 | 5745 | Ant1 | 97.05 | 0.13 | 0.76 |
| NVNT | ac20 | 5785 | Ant1 | 96.98 | 0.13 | 0.76 |
| NVNT | ac20 | 5825 | Ant1 | 96.98 | 0.13 | 0.76 |
| NVNT | ac40 | 5755 | Ant1 | 94.55 | 0.24 | 1.52 |
| NVNT | ac40 | 5795 | Ant1 | 94.41 | 0.25 | 1.52 |
| NVNT | ac80 | 5775 | Ant1 | 88.32 | 0.54 | 3.08 |



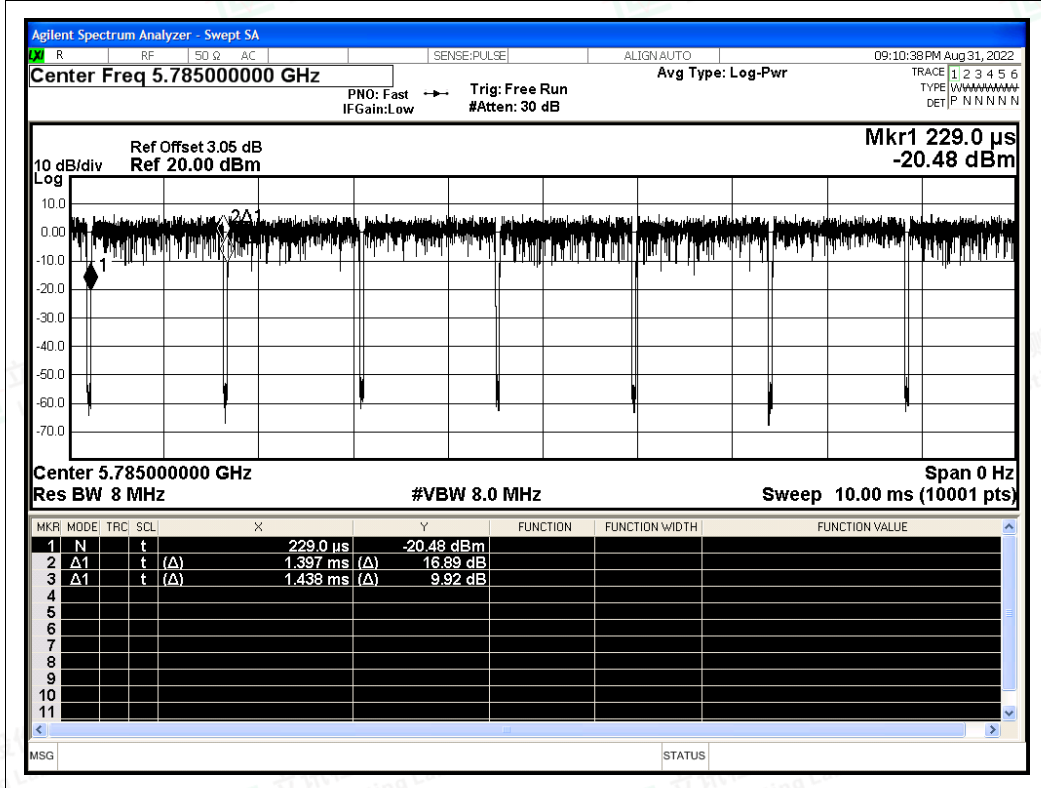


Test Graphs

Duty Cycle NVNT a 5745MHz Ant1

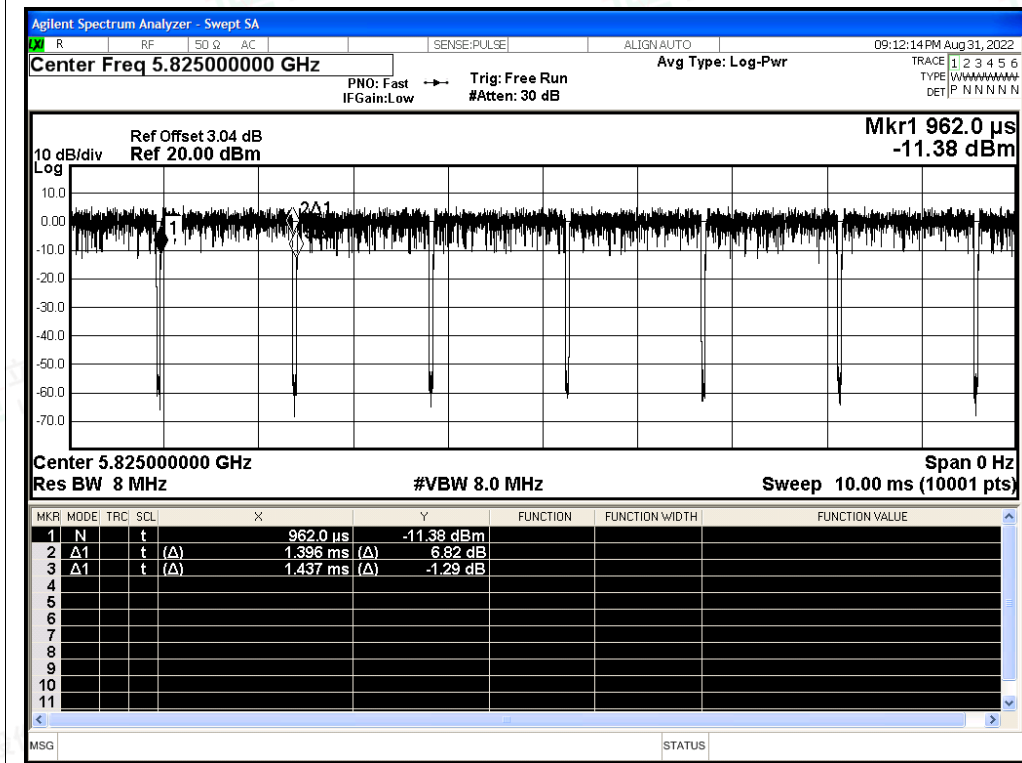


Duty Cycle NVNT a 5785MHz Ant1

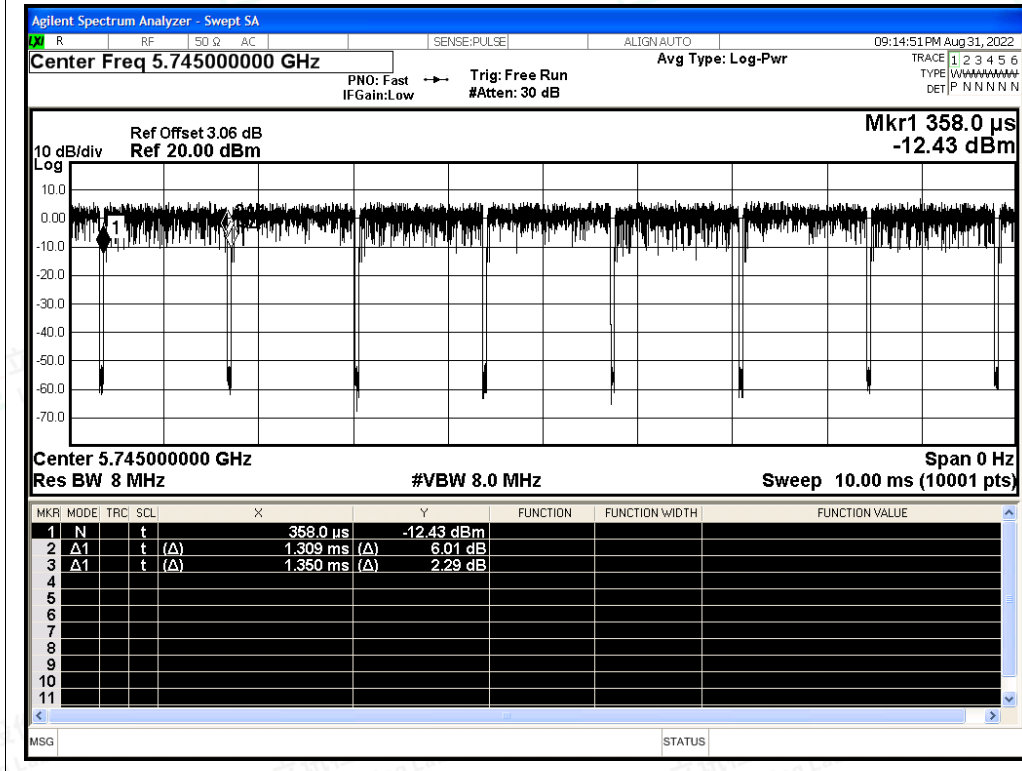




Duty Cycle NVNT a 5825MHz Ant1

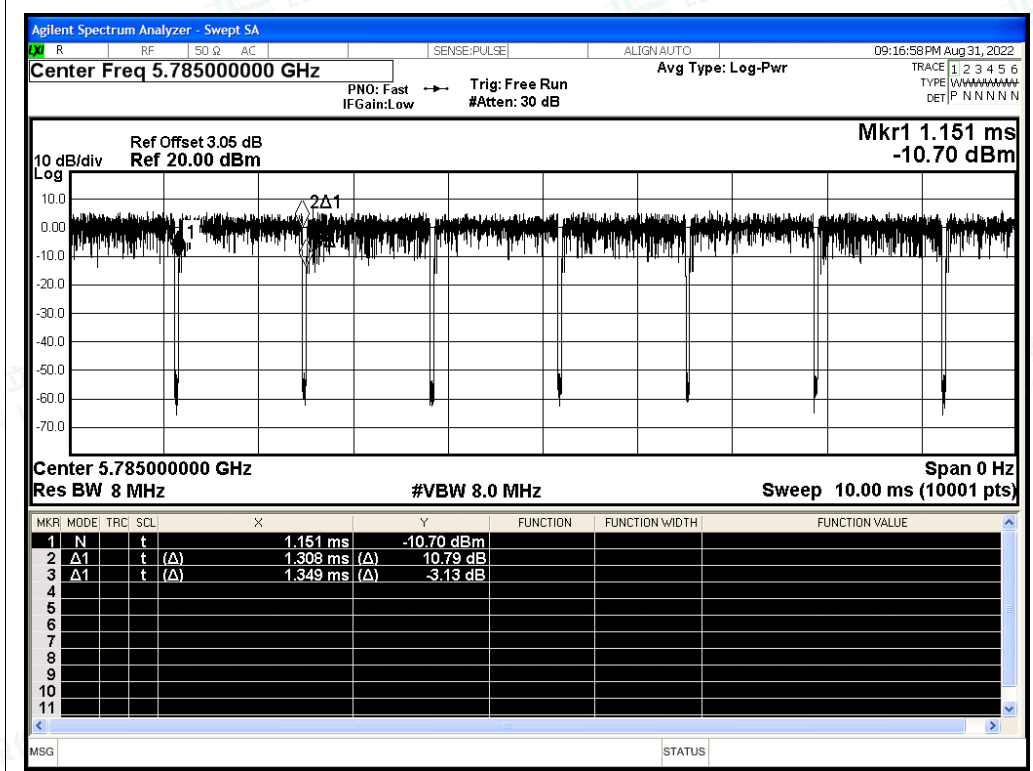


Duty Cycle NVNT n20 5745MHz Ant1

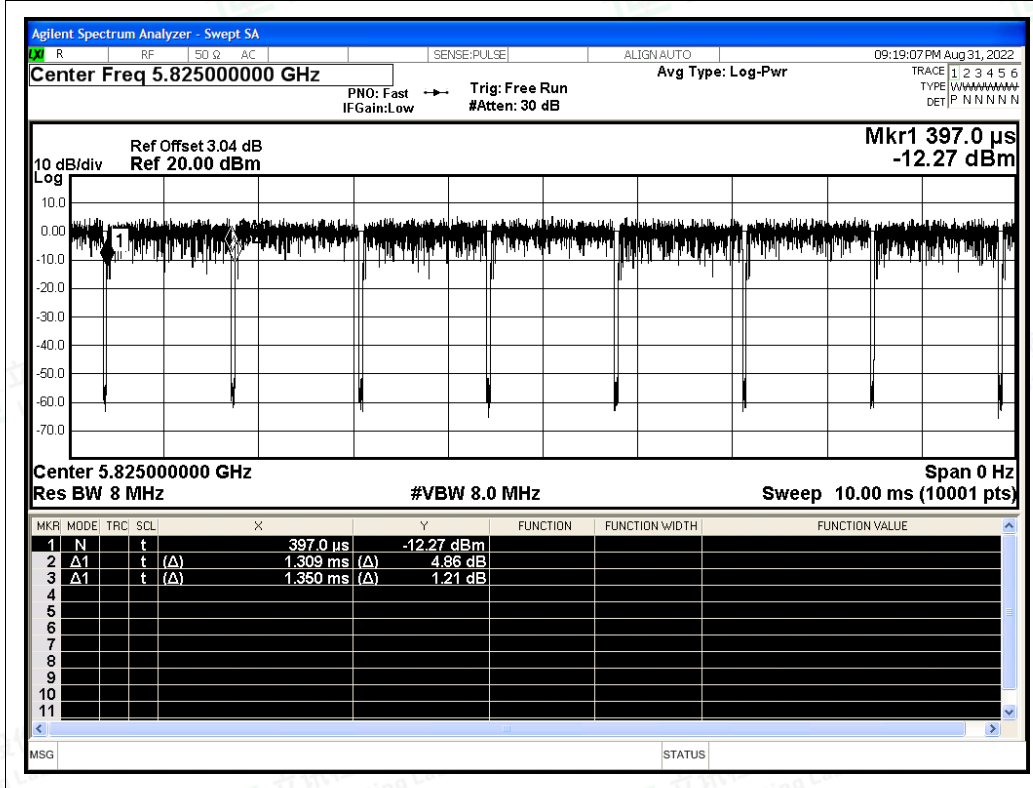




Duty Cycle NVNT n20 5785MHz Ant1

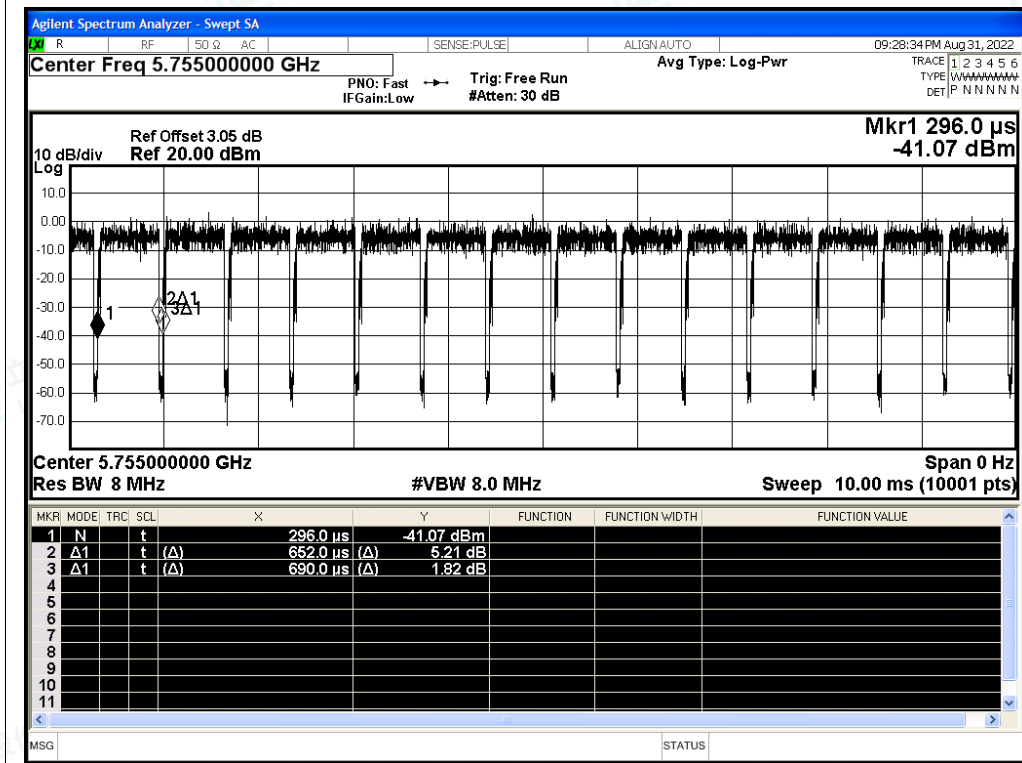


Duty Cycle NVNT n20 5825MHz Ant1

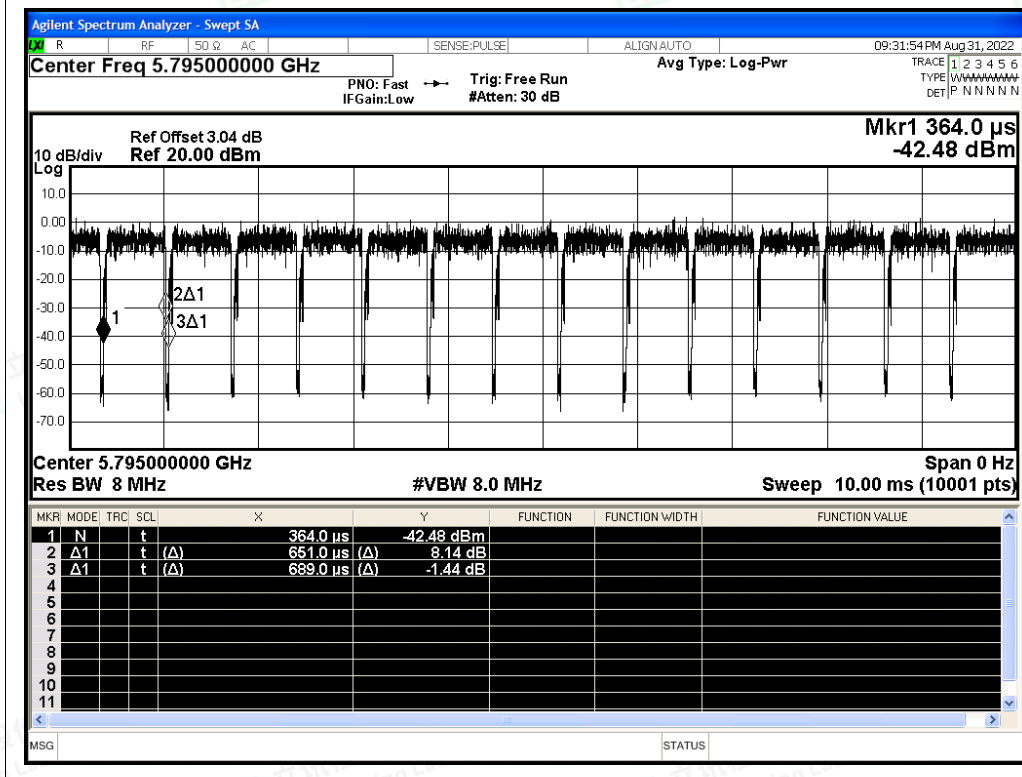




Duty Cycle NVNT n40 5755MHz Ant1

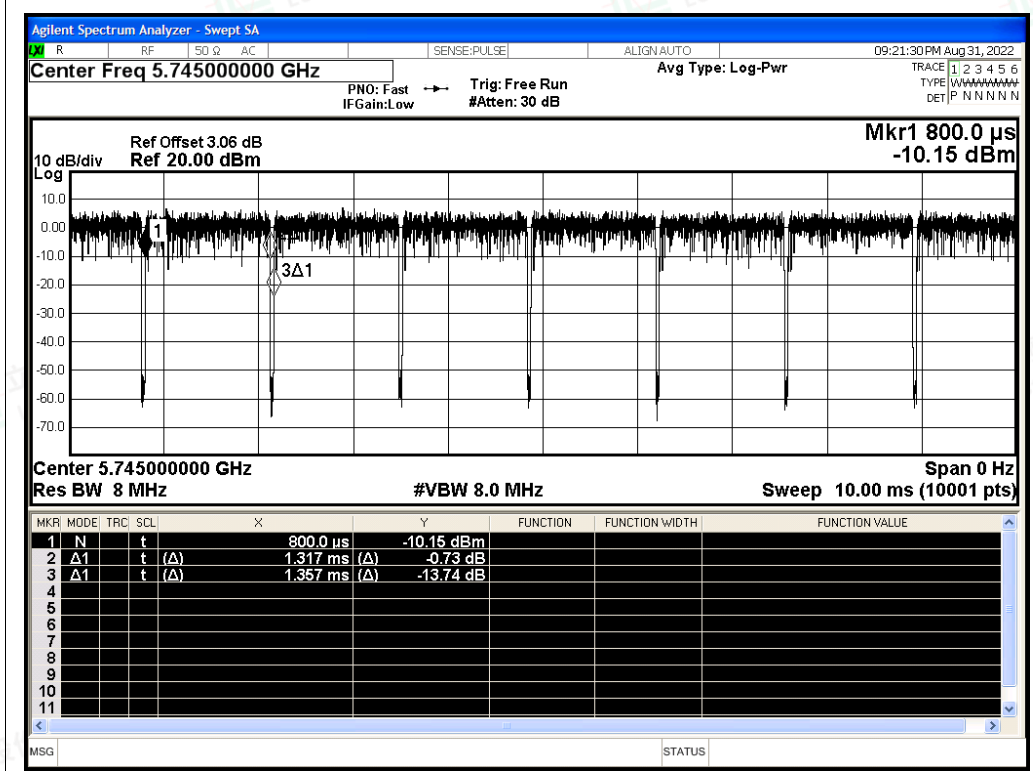


Duty Cycle NVNT n40 5795MHz Ant1

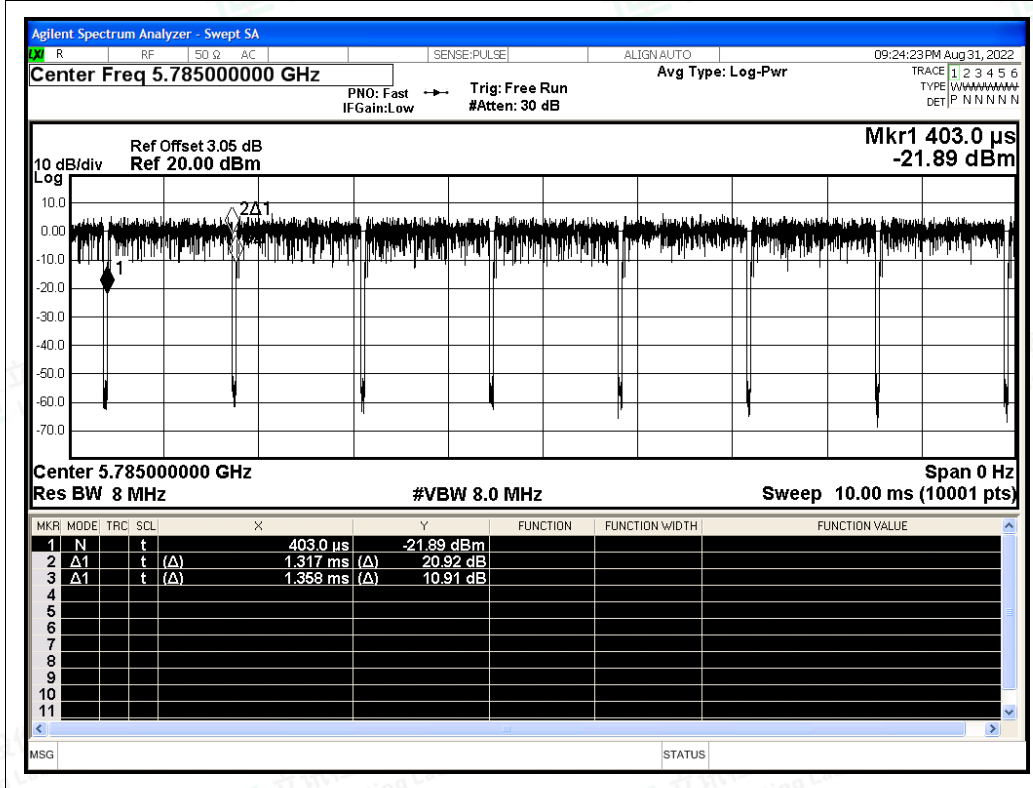




Duty Cycle NVNT ac20 5745MHz Ant1

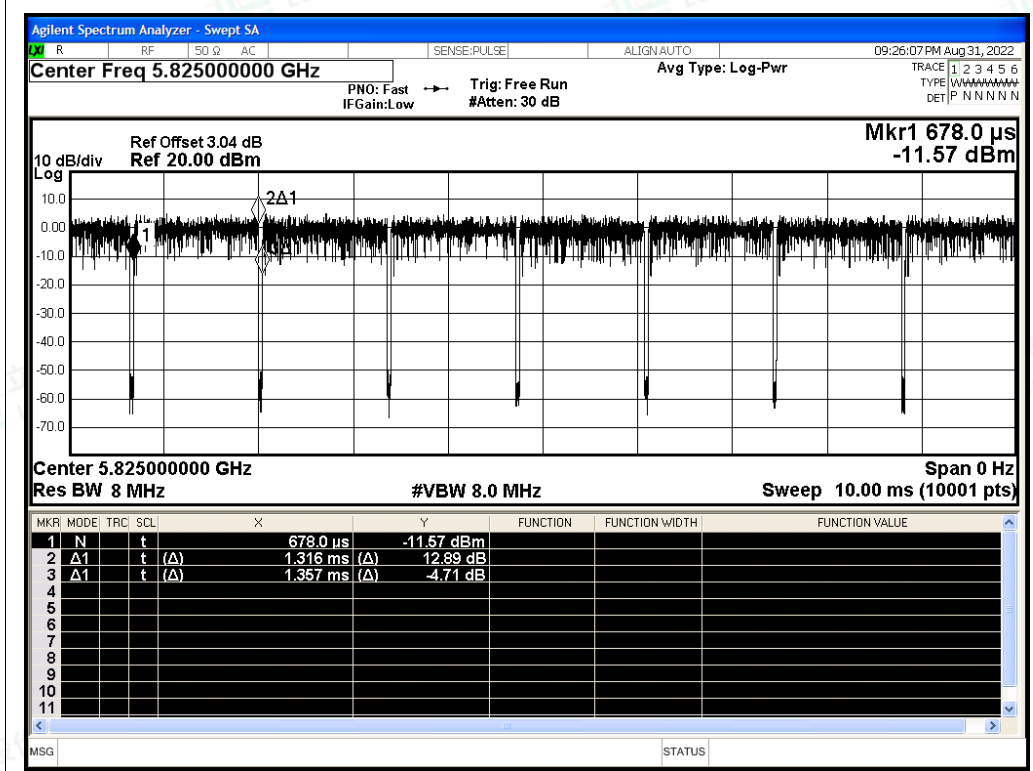


Duty Cycle NVNT ac20 5785MHz Ant1

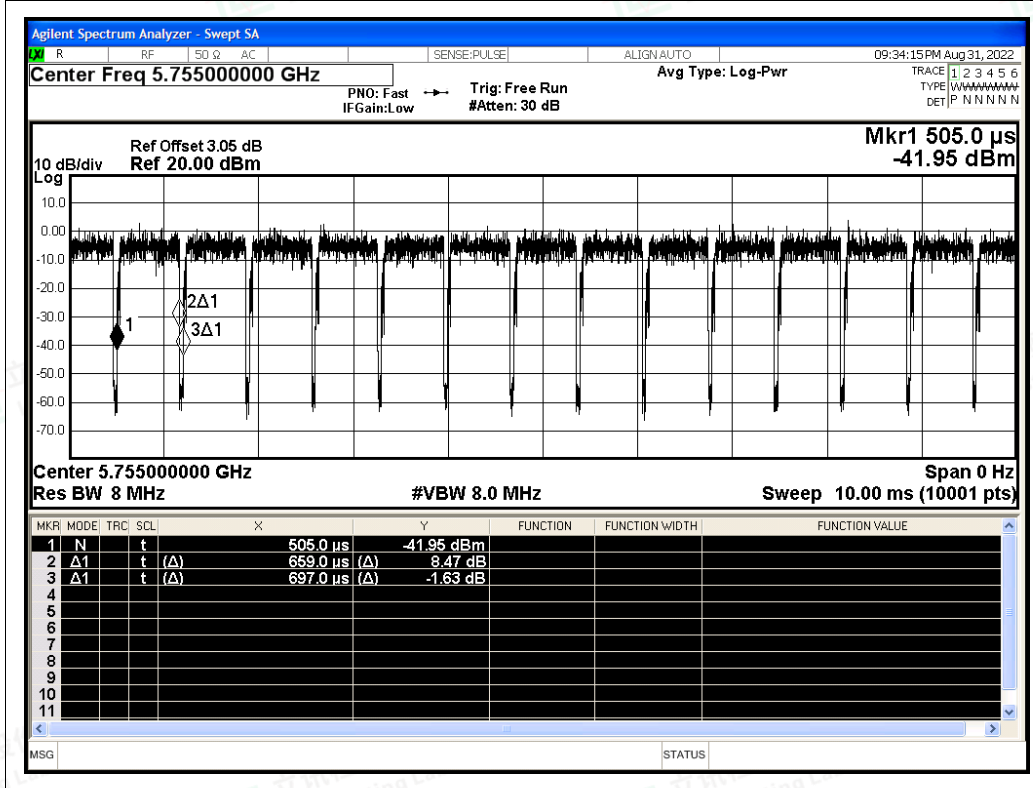




Duty Cycle NVNT ac20 5825MHz Ant1

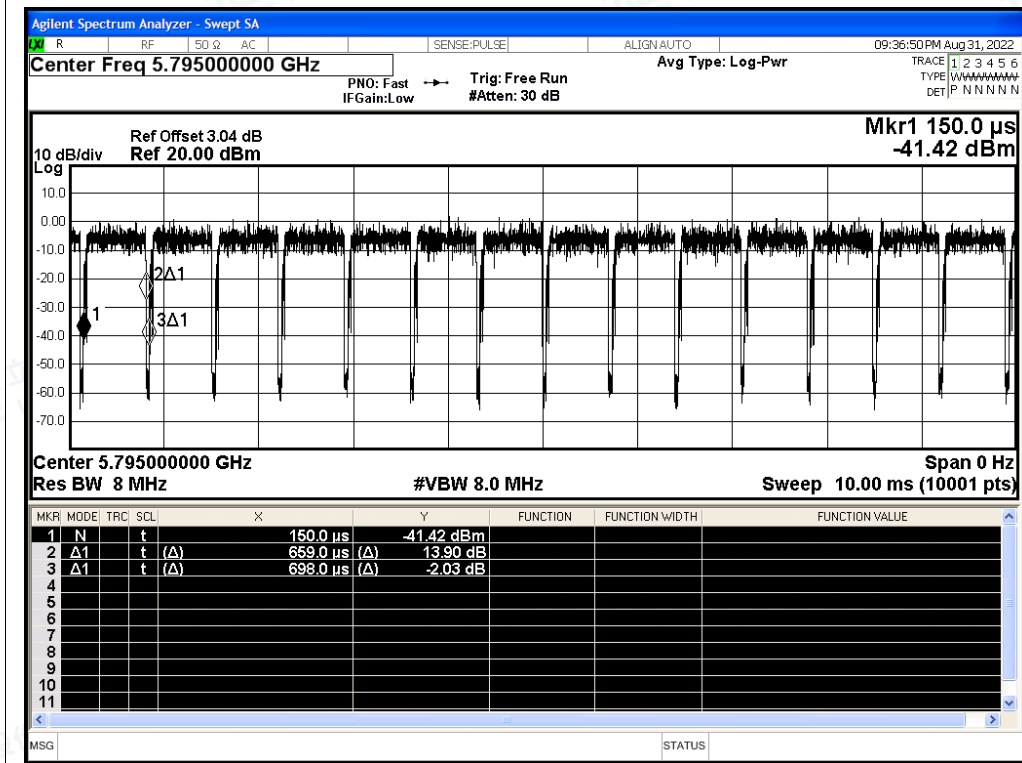


Duty Cycle NVNT ac40 5755MHz Ant1





Duty Cycle NVNT ac40 5795MHz Ant1



Duty Cycle NVNT ac80 5775MHz Ant1

