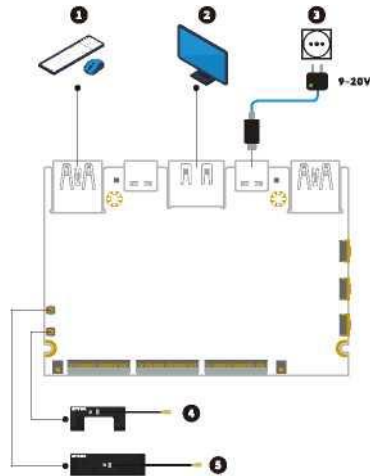




Edge2 Maker Kit Quickstart Guide



OOWOW Introduction

- Edge2 Maker Kit comes with the OOWOW embedded service.
 - Use OOWOW to install your preferred OS directly from the Cloud.
 - OOWOW will start automatically if the device storage is empty.
 - Control Edge2 Maker Kit with a display and keyboard, or remotely over WiFi.
- With OOWOW you will always be in control of your Edge2 Maker Kit.

Activate OOWOW: hold `and press[^^3`

Activate Hotspot: press `after OOWOW starts`

Network Name: edge2-xxxxx (last 5 digits of serial no.)

Further information: <https://docs.khadas.com/bowow>

Website Introduction

- For more documentation and technical information, you can visit docs.khadas.com.
- If you encounter technical issues during development, seek help at forum.khadas.com.
- If you purchase additional accessories, please visit shop.khadas.com.

Data Download Introduction

- Schematics: dl.khadas.com/products/edge2/schematic/
- Datasheets: dl.khadas.com/products/edge2/datasheet/
- Specification: dl.khadas.com/products/edge2/specs/
- 2D DXF: dl.khadas.com/products/edge2/dxf/
- 3D CAD: dl.khadas.com/products/edge2/cad/

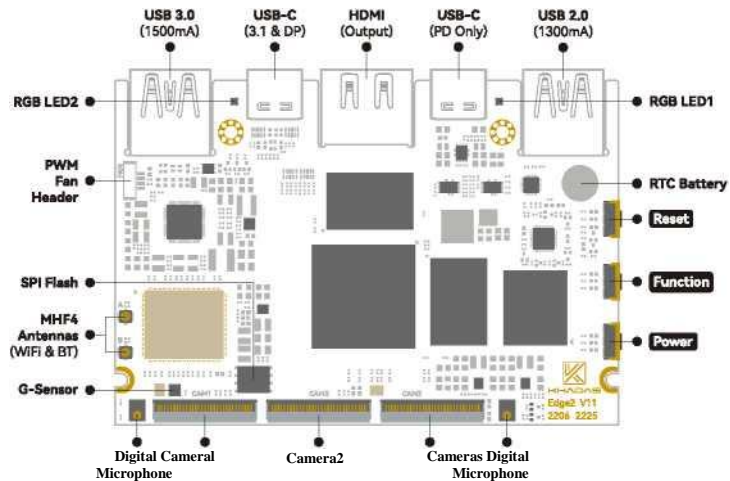
After-Sales Service

Please email support@khadas.com if you have any after-sales related questions.

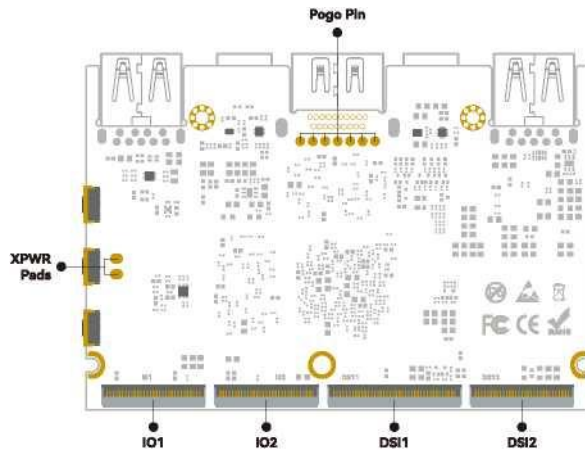


To get started, visit
docs.khadas.com/edge2

Interfaces



Interfaces



FCC Statement

This equipment has been tested and found to comply with the limits for a Class B digital device, pursuant to part 15 of the FCC Rules. These limits are designed to provide reasonable protection against harmful interference in a residential installation. This equipment generates, uses and can radiate radio frequency energy and, if not installed and used in accordance with the instructions, may cause harmful interference to radio communications. However, there is no guarantee that interference will not occur in a particular installation. If this equipment does cause harmful interference to radio or television reception, which can be determined by turning the equipment off and on, the user is encouraged to try to correct the interference by one or more of the following measures:

- Reorient or relocate the receiving antenna.
- Increase the separation between the equipment and receiver.
- Connect the equipment into an outlet on a circuit different from that to which the receiver is connected.
- Consult the dealer or an experienced radio/TV technician for help.

Caution: Any changes or modifications to this device not explicitly approved by manufacturer could void your authority to operate this equipment.

This device complies with part 15 of the FCC Rules. Operation is subject to the following two conditions: (1) This device may not cause harmful interference, and (2) this device must accept any interference received, including interference that may cause undesired operation.

This equipment complies with FCC radiation exposure limits set forth for an uncontrolled environment. This equipment should be installed and operated with minimum distance 20cm between the radiator and your body.

Important Note:

In the event that these conditions cannot be met (for example certain laptop configurations or co-location with another transmitter), then the FCC authorization is no longer considered valid and the FCC ID cannot be used on the final product. In these circumstances, the OEM integrator will be responsible for re-evaluating the end product (including the transmitter) and obtaining a separate FCC authorization.

End Product Labeling

The final end product must be labeled in a visible area with the following" Contains FCC ID:2A8Q4-EDGE2 ".

Manual Information to the End User

The OEM integrator has to be aware not to provide information to the end user regarding how to install or remove this RF module in the user' s manual of the end product which integrates this module.

The end user manual shall include all required regulatory information/warning as show in this manual.

Integration instructions for host product manufacturers according to KDB 996369 D03 OEM Manual v01

2.2 List of applicable FCC rules

CFR 47 FCC PART 15 SUBPART C has been investigated. It is applicable to the modular transmitter

2.3 Specific operational use conditions

This module is stand-alone modular. If the end product will involve the Multiple simultaneously transmitting condition or different operational conditions for a stand-alone modular transmitter in a host, host manufacturer have to consult with module manufacturer for the installation method in end system.

2.4 Limited module procedures

Not applicable

2.5 Trace antenna designs

Not applicable

2.6 RF exposure considerations

This equipment complies with FCC radiation exposure limits set forth for an uncontrolled environment. This equipment should be installed and operated with minimum distance 20cm between the radiator & your body.

2.7 Antennas

This radio transmitter FCC ID:2A8Q4-EDGE2 has been approved by Federal Communications Commission to operate with the antenna types listed below, with the maximum permissible gain indicated. Antenna types not included in this list that have a gain greater than the maximum gain indicated for any type listed are strictly prohibited for use with this device.

Antenna No.	Operate frequency band	Antenna Type	Maximum antenna gain
Antenna 0	2400-2500MHz 5000-6000MHz	FPC Antenna	3.45dBi For 2.4GWIFI 1.1dBi For 5.2GWIFI 1.54dBi For 5.8GWIFI
Antenna 1	2400-2500MHz 5000-6000MHz	FPC Antenna	3.45dBi For 2.4GWIFI 1.1dBi For 5.2GWIFI 1.54dBi For 5.8GWIFI

2.8 Label and compliance information

The final end product must be labeled in a visible area with the following" Contains FCC ID:2A8Q4-EDGE2 ".

2.9 Information on test modes and additional testing requirements

Host manufacturer which install this modular with single modular approval should perform the test of radiated emission and spurious emission according to FCC part 15C:15.247/FCC part 15E:15.407 and 15.209 requirement, only if the test result comply with FCC part 15.247/FCC part 15E:15.407 and 15.209 requirement, then the host can be sold legally.

2.10 Additional testing, Part 15 Subpart B disclaimer

Host manufacturer is responsible for compliance of the host system with module installed with all other applicable requirements for the system such as Part 15 B.