



英



Monster Maxstar MQH08
Bluetooth headset
Instruction manual

Specifications

| | |
|---------------------|----------------|
| Bluetooth version | V4.2 |
| Bluetooth module | CSR |
| Bluetooth profile | HSP, HFP, A2DP |
| Bluetooth power | 10mW |
| Bluetooth frequency | 2.4GHz |
| Bluetooth range | 10m |
| Bluetooth pairing | BT |
| Bluetooth pairing | BT |

Bluetooth Connection Description

Headset icon: Bluetooth icon

Headset icon: Bluetooth icon

Bluetooth Pairing Mode

- Press and hold the power button for 5 seconds.
- The power button will flash red and blue, indicating that the headset is in pairing mode.

Bluetooth Connection Description

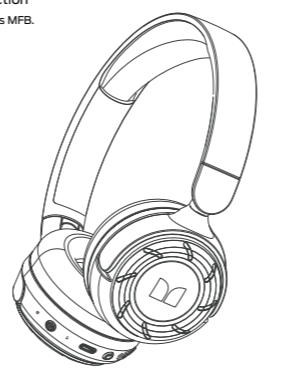
- Volume adjustment
- Power on/standby
- Multi-function button (MFB)
- Charge Port LED
- Bluetooth pairing key

Bluetooth Pairing Mode

- Press and hold the power button for 5 seconds.
- The power button will flash red and blue, indicating that the headset is in pairing mode.

Bluetooth Connection Description

- Power on/standby
- Volume adjustment
- Multi-function button (MFB)
- Charge Port LED
- Bluetooth pairing key



Specifications

| | |
|---------------------|----------------|
| Model | MQH08 |
| Color | Black |
| Material | ABS |
| Weight | 15g |
| Dimensions | 60x60x25mm |
| Bluetooth version | V4.2 |
| Bluetooth module | CSR |
| Bluetooth profile | HSP, HFP, A2DP |
| Bluetooth power | 10mW |
| Bluetooth frequency | 2.4GHz |
| Bluetooth range | 10m |
| Bluetooth pairing | BT |

Bluetooth Connection Description

Headset icon: Bluetooth icon

Bluetooth Connection Description

Headset icon: Bluetooth icon

Bluetooth Connection Description

Headset icon: Bluetooth icon

Bluetooth Connection Description

Headset icon: Bluetooth icon

FCC Warning:

The equipment must be used in accordance with the instructions provided in this manual. The user must be aware that the use of this equipment may be subject to the following conditions:

- The equipment must be used in accordance with the instructions provided in this manual.
- The equipment must be used in accordance with the instructions provided in this manual.
- The equipment must be used in accordance with the instructions provided in this manual.