

DO NOT MIX ALKALINE,
STANDARD (CARBON ZINC)
OR RECHARGEABLE
(NICKEL CADMIUM) BATTERIES

DO NOT MIX OLD AND NEW
BATTERIES.

DO NOT DISPOSE OF BATTERIES
IN FIRE, BATTERIES MAY
EXPLODE OR LEAK.

WARNING:
CHOKING HAZARD-Small parts.
Not for children under 3 years.

PLEASE DO NOT
RETURN TO STORE
For more information please
email Consumer Services:
help@hypertoys.com

COLORS AND DECORATIONS MAY
VARY. KEEP CONTENT DETAILS
FOR FUTURE REFERENCE.

HYPER TOY
CO

6+

This device complies with Industry Canada license-exempt RSS 210 standard. Operation is subject to the following two conditions: (1) this device may not cause interference, and (2) this device must accept any interference, including interference that may cause undesired operation of the device.

Battery Safety Information:

- Ensure that battery polarity is correct.
- Use only batteries of the type recommended (or equivalent).
- Do not mix old and new batteries.
- Do not mix alkaline, standard (carbon-zinc), or rechargeable (nickel-cadmium) batteries.
- Rechargeable batteries are to be recharged by Adult only.
- Remove used-up batteries immediately.
- Do not recharge non-rechargeable batteries.
- Do not short-circuit terminals.
- Dispose of batteries safely. Do not dispose of batteries (or products containing non-rechargeable batteries) in fire, as batteries may explode or leak.
- Rechargeable battery in the car can not be replaced.

Caution: changes or modifications not expressly approved by the party responsible for compliance could void the user's authority to operate the equipment.



This device complies with the Part 15 of the FCC rules. Operation is subject to the following two conditions: (1) This device may not cause harmful interference, and (2) this device must accept any interference received, including interference that may cause undesired operation.

Caution: changes or modifications not expressly approved by the party responsible for compliance could void the user's authority to operate the equipment.

NOTE: This equipment has been tested and found to comply with the limits for a Class B digital device, pursuant to Part 15 of the FCC Rules. These limits are designed to provide reasonable protection against harmful interference in a residential installation. This equipment generates, uses and can radiate radio frequency energy and, if not installed and used in accordance with the instructions, may cause harmful interference to radio communications. However, there is no guarantee that interference will not occur in a particular installation. If this equipment does cause harmful interference to radio or television reception, which can be determined by turning the equipment off and on, the user is encouraged to try to correct the interference by one or more of the following measures: Reorient or relocate the receiving antenna. Increase the separation between the equipment and receiver. Connect the equipment into an outlet on a circuit different from that to which the receiver is connected. Consult the dealer or experienced radio/TV technician for help.

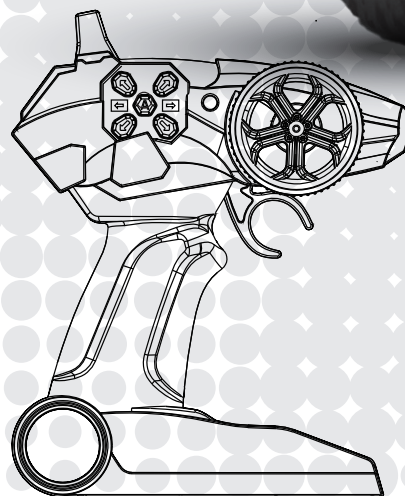
DISTRIBUTED BY:
HYPER TOY COMPANY
1-866-204-9737 Toll Free
177 Malaga Park Dr. Malaga, NJ 08328

HYPER TOY
CO
help@hypertoys.com

© Copyright 2024. HyperToys



MADE IN CHINA



2.4 GHz



ALL TERRAIN

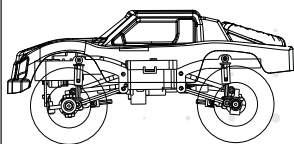


FULL FUNCTION




LITHIUM BATTERY
USB CHARGER

CONTENTS



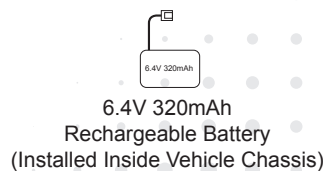
Vehicle



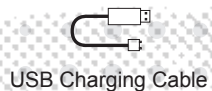
Remote Controller



Instruction Manual

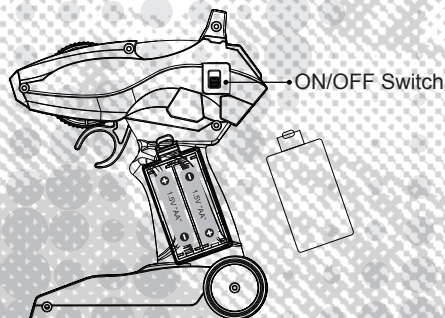


6.4V 320mAh
Rechargeable Battery
(Installed Inside Vehicle Chassis)



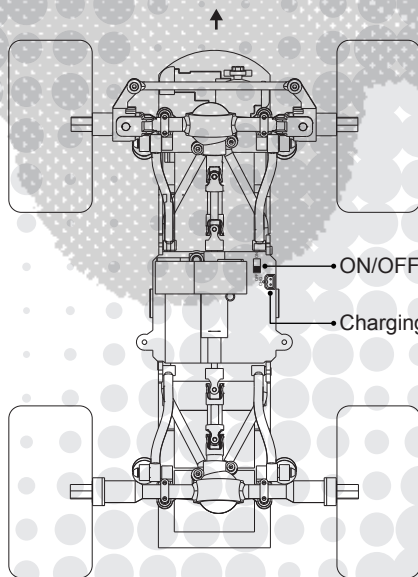
USB Charging Cable

BATTERY INSTALLATION



Back of Remote Controller

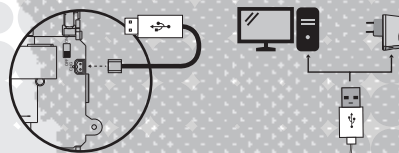
- 1) Open battery cover by hand.
- 2) Insert 2 X 1.5V AA batteries in the battery slots with correct polarity.
- 3) Close the battery cover.



Bottom of the Vehicle

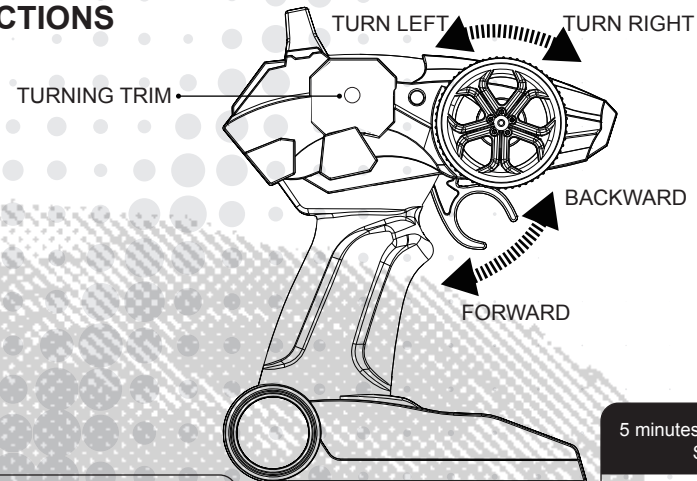
Charging the Battery : 90 minutes

- 1) Connect USB charging cable to vehicle charging port.
- 2) Connect USB to any power output from USB plug / computer to charge the vehicle.



When charging, Charging Light will keep flashing; When Finished charging, Charging Light will turn off.

FUNCTIONS



Fully proportional control while accelerating and steering.

5 minutes without input will go to SLEEP MODE.

TURN LEFT once (1) to wake up from sleep mode.

TROUBLESHOOTING

Problem	Cause	Processing Method
The remote control fails to function.	1. Make the on/off stay at the "OFF" position.	1. Make the on/off stay at the "ON" position.
	2. Fail to put the battery into the right electrodes.	2. Check and make sure that the battery is put in according to the signs of the electrodes on the battery box.
	3. Low battery.	3. Replace with new batteries.
	4. Out of the controllable distance.	4. Keep the remote control within 30 meter and point at the remote control car.
	5. No pairing frequency between the remote controller and remote control car.	5. Close remote control power supply first. Then, power off the remote control car, and then power them on. Finally, pull the control lever of the remote controller to conduct frequency pairing again.
The remote control car cannot be controlled	1. Make the on/off stay at the "OFF" position.	1. Make the on/off stay at the "ON" position.
	2. The remote control car and rechargeable battery pack haven't been connected by correctly corresponding with the electrodes.	2. Check and make sure that the battery pack is connected to the remote control car according to the right electrodes.
	3. Low battery.	3. Recharge or replace the battery pack when it is running low.
	4. The remote controller and remote control car haven't undergone frequency pairing	4. Close remote control power supply first. Then, power off the remote control car, and then power them on. Finally, pull the control lever of the remote controller to conduct frequency pairing again.

HYPER TOY

WARNING

There are small parts inside possibly causing a choking hazard, so the product isn't suitable for children 3 years old and below. When the product is being used, an adult must be on the scene for guardianship and guidance. These instructions have important information and thus shouldn't be discarded randomly. They should be kept properly for future inquiry.