



Report No.: TW2208199-02E

File reference No.: 2022-09-23

Applicant: Teleportivity Inc.

Product: FONECOM Video Intercom 7

Model No.: FONECOM-7

Trademark: TELEPORTIVITY

Test Standards: FCC Part 15.249

Test result: It is herewith confirmed and found to comply with the requirements set up by ANSI C63.10 & FCC Part 15 Subpart C, Paragraph 15.249 regulations for the evaluation of electromagnetic compatibility

Approved By

Terry Tang

Manager

Dated: September 23, 2022

**Results appearing herein relate only to the sample tested**

**The technical reports is issued errors and omissions exempt and is subject to withdrawal at**

**SHENZHEN TIMEWAY TESTING LABORATORIES**

**Zone C, 1st Floor, Block B, Jun Xiang Da Building, Zhongshan Park Road West, Tong Le Village, Nanshan District, Shenzhen, China**

Tel (755) 83448688, Fax (755) 83442996, E-Mail: info@timeway-lab.com



### **Special Statement:**

The testing quality ability of our laboratory meet with "Quality Law of People's Republic of China" Clause 19.

The testing quality system of our laboratory meet with ISO/IEC-17025 requirements, which is approved by CNAS. This approval result is accepted by MRA of APLAC.

Our test facility is recognized, certified, or accredited by the following organizations:

#### **CNAS-LAB Code: L2292**

The EMC Laboratory has been assessed and in compliance with CNAS-CL01 accreditation criteria for testing Laboratories (identical to ISO/IEC 17025:2017 General Requirements) for the Competence of testing Laboratories.

#### **FCC-Registration No.: 744189**

The EMC Laboratory has been registered and fully described in a report filed with the (FCC) Federal Communications commission. The acceptance letter from the FCC is maintained in our files. Registration No.: 744189.

#### **Industry Canada (IC) —Registration No.:5205A**

The EMC Laboratory has been registered by Certification and Engineering Bureau of Industry Canada for radio equipment testing with Registration No.: 5205A.

#### **A2LA (Certification Number:5013.01)**

The EMC Laboratory has been accredited by the American Association for Laboratory Accreditation (A2LA). Certification Number:5013.01

The report refers only to the sample tested and does not apply to the bulk.

This report is issued in confidence to the client and it will be strictly treated as such by the SHENZHEN TIMEWAY TESTING LABORATORIES. It may not be reproduced rather in its entirety or in part and it may not be used for advertizing. The client to whom the report is issued may, however, show or send it . or a certified copy there of prepared by the SHENZHEN TIMEWAY TESTING LABORATORIES. to his customer. Supplier or others persons directly concerned. SHENZHEN TIMEWAY TESTING LABORATORIES. will not, without the consent of the client enter into any discussion of correspondence with any third party concerning the contents of the report.

In the event of the improper use of the report. The SHENZHEN TIMEWAY TESTING LABORATORIES. reserves the rights to withdraw it and to adopt any other remedies which may be appropriate.



## Test Report Conclusion

### Content

|             |   |    |
|-------------|---|----|
| <b>1.0</b>  | <b>General Details</b>                    | 4  |
| 1.1         | Test Lab Details                          | 4  |
| 1.2         | Applicant Details                         | 4  |
| 1.3         | Description of EUT                        | 4  |
| 1.4         | Submitted Sample                          | 4  |
| 1.5         | Test Duration                             | 5  |
| 1.6         | Test Uncertainty                          | 5  |
| 1.7         | Test By                                   | 5  |
| <b>2.0</b>  | <b>List of Measurement Equipment</b>      | 6  |
| <b>3.0</b>  | <b>Technical Details</b>                  | 7  |
| 3.1         | Summary of Test Results                   | 7  |
| 3.2         | Test Standards                            | 7  |
| <b>4.0</b>  | <b>EUT Modification</b>                   | 7  |
| <b>5.0</b>  | <b>Power Line Conducted Emission Test</b> | 8  |
| 5.1         | Schematics of the Test                    | 8  |
| 5.2         | Test Method and Test Procedure            | 8  |
| 5.3         | Configuration of the EUT                  | 8  |
| 5.4         | EUT Operating Condition                   | 9  |
| 5.5         | Conducted Emission Limit                  | 9  |
| 5.6         | Test Result                               | 9  |
| <b>6.0</b>  | <b>Radiated Emission test</b>             | 12 |
| 6.1         | Test Method and Test Procedure            | 12 |
| 6.2         | Configuration of the EUT                  | 13 |
| 6.3         | EUT Operation Condition                   | 13 |
| 6.4         | Radiated Emission Limit                   | 14 |
| 6.5         | Test Result                               | 15 |
| <b>7.0</b>  | <b>Band Edge</b>                          | 23 |
| 7.1         | Test Method and Test Procedure            | 23 |
| 7.2         | Radiated Test Setup                       | 23 |
| 7.3         | Configuration of the EUT                  | 23 |
| 7.4         | EUT Operating Condition                   | 23 |
| 7.5         | Band Edge Limit                           | 23 |
| 7.6         | Band Edge Test Result                     | 24 |
| <b>8.0</b>  | <b>Antenna Requirement</b>                | 28 |
| <b>9.0</b>  | <b>20dB bandwidth measurement</b>         | 29 |
| <b>10.0</b> | <b>FCC ID Label</b>                       | 32 |
| <b>11.0</b> | <b>Photo of Test Setup and EUT View</b>   | 33 |

The report refers only to the sample tested and does not apply to the bulk.

This report is issued in confidence to the client and it will be strictly treated as such by the SHENZHEN TIMEWAY TESTING LABORATORIES. It may not be reproduced rather in its entirety or in part and it may not be used for advertising. The client to whom the report is issued may, however, show or send it, or a certified copy thereof prepared by the SHENZHEN TIMEWAY TESTING LABORATORIES, to his customer. Supplier or others persons directly concerned. SHENZHEN TIMEWAY TESTING LABORATORIES, will not, without the consent of the client enter into any discussion of correspondence with any third party concerning the contents of the report.

In the event of the improper use of the report. The SHENZHEN TIMEWAY TESTING LABORATORIES, reserves the rights to withdraw it and to adopt any other remedies which may be appropriate.



## 1.0 General Details

### 1.1 Test Lab Details

Name : SHENZHEN TIMEWAY TESTING LABORATORIES.  
Address: Zone C, 1st Floor, Block B, Jun Xiang Da Building, Zhongshan Park Road West, Tong Le Village, Nanshan District, Shenzhen, China  
Telephone: (755) 83448688  
Fax: (755) 83442996  
Site on File with the Federal Communications Commission – United States  
Registration Number: 744189  
For 3m Anechoic Chamber

### 1.2 Applicant Details

Applicant: Teleportivity Inc.  
Address: S200, 1390 Market St, San Francisco, CA 94102 USA  
Telephone: +1 628 888 0679  
Fax: --

### 1.3 Description of EUT

Product: FONECOM Video Intercom 7  
Manufacturer: GLORY STAR TECHNICS (SHENZHEN) CO., LTD.  
Address: Bldg., 9, 4/F., ZongYuntai Technology Industrial Park, Songbai Road, Shiyan Street, Boan, Shenzhen, China  
Trademark: TELEPORTIVITY  
Additional Trademark: N/A  
Model Number: FONECOM-7  
Additional Model Name: N/A  
Rating: Input: DC12V, 0.65A, 8W Max  
Switching Adapter: Model: SOY-1200500-327  
Input: 100-240V~, 50/60Hz, 1.7A Max; Output: DC12V, 5.0A, 60W  
Modulation Type: GFSK (Bluetooth Low Energy)  
Operation Frequency: 2402-2480MHz  
Channel Separate: 2MHz  
Channel Number: 40  
Hardware Version: Debian10  
Software Version: V1.1  
Serial No.: FC073221000001  
Antenna Designation: FPC antenna with gain 2.11dBi Max (Get from the antenna specification)

The report refers only to the sample tested and does not apply to the bulk.

This report is issued in confidence to the client and it will be strictly treated as such by the SHENZHEN TIMEWAY TESTING LABORATORIES. It may not be reproduced rather in its entirety or in part and it may not be used for advertising. The client to whom the report is issued may, however, show or send it, or a certified copy thereof prepared by the SHENZHEN TIMEWAY TESTING LABORATORIES, to his customer. Supplier or others persons directly concerned. SHENZHEN TIMEWAY TESTING LABORATORIES, will not, without the consent of the client enter into any discussion of correspondence with any third party concerning the contents of the report.

In the event of the improper use of the report. The SHENZHEN TIMEWAY TESTING LABORATORIES, reserves the rights to withdraw it and to adopt any other remedies which may be appropriate.



1.4 Submitted Sample: 3 Samples

1.5 Test Duration

2022-08-10 to 2022-09-23

1.6 Test Uncertainty

Conducted Emissions Uncertainty =3.6dB

Radiated Emissions below 1GHz Uncertainty =4.7dB

Radiated Emissions above 1GHz Uncertainty =6.0dB

Conducted Power Uncertainty =6.0dB

Occupied Channel Bandwidth Uncertainty =5%

Conducted Emissions Uncertainty =3.6dB

Note: The measurement uncertainty is for coverage factor of  $k=2$  and a level of confidence of 95%.

1.7 Test Engineer

*Andy Xing*

The sample tested by \_\_\_\_\_

Print Name: Andy Xing

The report refers only to the sample tested and does not apply to the bulk.

This report is issued in confidence to the client and it will be strictly treated as such by the SHENZHEN TIMEWAY TESTING LABORATORIES. It may not be reproduced rather in its entirety or in part and it may not be used for advertising. The client to whom the report is issued may, however, show or send it, or a certified copy thereof prepared by the SHENZHEN TIMEWAY TESTING LABORATORIES, to his customer. Supplier or others persons directly concerned. SHENZHEN TIMEWAY TESTING LABORATORIES, will not, without the consent of the client enter into any discussion of correspondence with any third party concerning the contents of the report.

In the event of the improper use of the report. The SHENZHEN TIMEWAY TESTING LABORATORIES, reserves the rights to withdraw it and to adopt any other remedies which may be appropriate.



| 2.0 Test Equipment |              |                  |              |              |            |
|--------------------|--------------|------------------|--------------|--------------|------------|
| Instrument Type    | Manufacturer | Model            | Serial No.   | Date of Cal. | Due Date   |
| ESPI Test Receiver | R&S          | ESPI 3           | 100379       | 2022-07-15   | 2023-07-14 |
| LISN               | R&S          | EZH3-Z5          | 100294       | 2022-07-18   | 2023-07-17 |
| LISN               | R&S          | EZH3-Z5          | 100253       | 2022-07-18   | 2023-07-17 |
| Impuls-Begrenzer   | R&S          | ESH3-Z2          | 100281       | 2022-07-18   | 2023-07-17 |
| Loop Antenna       | EMCO         | 6507             | 00078608     | 2022-07-18   | 2025-07-17 |
| Spectrum           | R&S          | FSIQ26           | 100292       | 2022-07-15   | 2023-07-14 |
| Horn Antenna       | A-INFO       | LB-180400-KF     | J211060660   | 2022-07-18   | 2025-07-17 |
| Horn Antenna       | R&S          | BBHA 9120D       | 9120D-631    | 2022-07-18   | 2024-07-17 |
| Power meter        | Anritsu      | ML2487A          | 6K00003613   | 2022-07-18   | 2023-07-17 |
| Power sensor       | Anritsu      | MA2491A          | 32263        | 2022-07-18   | 2023-07-17 |
| Bilog Antenna      | Schwarebeck  | VULB9163         | 9163/340     | 2022-07-18   | 2025-07-17 |
| 9*6*6 Anechoic     | --           | --               | N/A          | 2022-07-26   | 2025-07-25 |
| EMI Test Receiver  | RS           | ESVB             | 826156/011   | 2022-07-15   | 2023-07-14 |
| EMI Test Receiver  | RS           | ESCS 30          | 834115/006   | 2022-07-15   | 2023-07-14 |
| Spectrum           | HP/Agilent   | E4407B           | MY50441392   | 2022-07-15   | 2023-07-14 |
| Spectrum           | RS           | FSP              | 1164.4391.38 | 2022-07-15   | 2023-07-14 |
| RF Cable           | Zhengdi      | ZT26-NJ-NJ-8M/FA | --           | 2022-07-15   | 2023-07-14 |
| RF Cable           | Zhengdi      | 7m               | --           | 2022-07-15   | 2023-07-14 |
| Pre-Amplifier      | Schwarebeck  | BBV9743          | #218         | 2022-07-15   | 2023-07-14 |
| Pre-Amplifier      | HP/Agilent   | 8449B            | 3008A00160   | 2022-07-15   | 2023-07-14 |
| LISN               | SCHAFFNER    | NNB42            | 00012        | 2022-08-18   | 2023-07-17 |
| ESPI Test Receiver | R&S          | ESPI 3           | 100379       | 2022-07-15   | 2023-07-14 |
| LISN               | R&S          | EZH3-Z5          | 100294       | 2022-07-18   | 2023-07-17 |

## 2.1 Automation Test Software

### For Conducted Emission Test

| Name   | Version           |
|--------|-------------------|
| EZ-EMC | Ver.EMC-CON 3A1.1 |

### For Radiated Emissions

| Name  | Version |
|---|---------|
| EMI Test Software BL410-EV18.91                 | V18.905 |
| EMI Test Software BL410-EV18.806 High Frequency | V18.06  |

The report refers only to the sample tested and does not apply to the bulk.

This report is issued in confidence to the client and it will be strictly treated as such by the SHENZHEN TIMEWAY TESTING LABORATORIES. It may not be reproduced rather in its entirety or in part and it may not be used for advertising. The client to whom the report is issued may, however, show or send it, or a certified copy thereof prepared by the SHENZHEN TIMEWAY TESTING LABORATORIES, to his customer. Supplier or others persons directly concerned. SHENZHEN TIMEWAY TESTING LABORATORIES, will not, without the consent of the client enter into any discussion of correspondence with any third party concerning the contents of the report.

In the event of the improper use of the report. The SHENZHEN TIMEWAY TESTING LABORATORIES, reserves the rights to withdraw it and to adopt any other remedies which may be appropriate.



### 3.0 Technical Details

#### 3.1 Summary of test results

| The EUT has been tested according to the following specifications: |                               |        |          |
|--|-------------------------------|--------|----------|
| Standard   | Test Type                     | Result | Notes    |
| FCC Part 15, Paragraph 15.203                                      | Antenna Requirement           | Pass   | Complies |
| FCC Part 15, Paragraph 15.207                                      | Conducted Emission Test       | Pass   | Complies |
| FCC Part 15 Subpart C Paragraph 15.249(a) & 15.249(b) Limit        | Field Strength of Fundamental | Pass   | Complies |
| FCC Part 15, Paragraph 15.209                                      | Radiated Emission Test        | Pass   | Complies |
| FCC Part 15 Subpart C Paragraph 15.249(d) Limit                    | Band Edge Test                | Pass   | Complies |

#### 3.2 Test Standards

FCC Part 15 Subpart C, Paragraph 15.249 , ANSI C63.4 :2014 and ANSI C63.10 :2013

#### 4.0 EUT Modification

No modification by SHENZHEN TIMEWAY TESTING LABORATORIES

The report refers only to the sample tested and does not apply to the bulk.

This report is issued in confidence to the client and it will be strictly treated as such by the SHENZHEN TIMEWAY TESTING LABORATORIES. It may not be reproduced rather in its entirety or in part and it may not be used for advertising. The client to whom the report is issued may, however, show or send it . or a certified copy there of prepared by the SHENZHEN TIMEWAY TESTING LABORATORIES. to his customer. Supplier or others persons directly concerned. SHENZHEN TIMEWAY TESTING LABORATORIES. will not, without the consent of the client enter into any discussion of correspondence with any third party concerning the contents of the report.

In the event of the improper use of the report. The SHENZHEN TIMEWAY TESTING LABORATORIES. reserves the rights to withdraw it and to adopt any other remedies which may be appropriate.



## 5. Power Line Conducted Emission Test

### 5.1 Schematics of the test



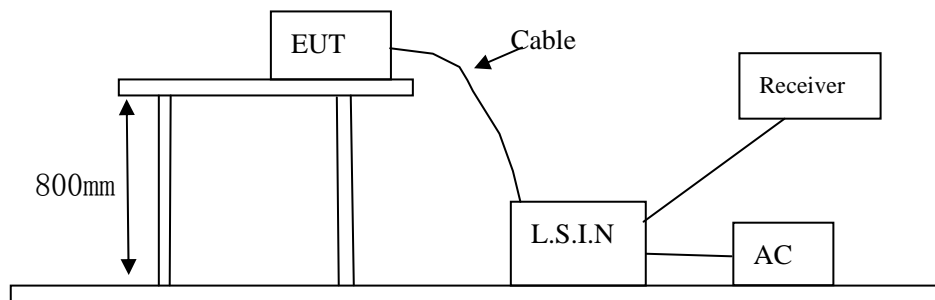
EUT: Equipment Under Test

### 5.2 Test Method and test Procedure

The EUT was tested according to ANSI C63.10-2013. The Frequency spectrum from 0.15MHz to 30MHz was investigated. The LISN used was 50ohm/50uH as specified by section 5.1 of ANSI C63.10 –2013.

Test Voltage: 120V~~, 60Hz

Block diagram of Test setup



### 5.3 Configuration of the EUT

The EUT was configured according to ANSI C63.10-2013. All interface ports were connected to the appropriate peripherals. All peripherals and cables are listed below.

40 channels are provided to the EUT

#### A. EUT

| Device                   | Manufacturer                                | Model     | FCC ID         |
|--------------------------|---|-----------|----------------|
| FONECOM Video Intercom 7 | GLORY STAR TECHNICS<br>(SHENZHEN) CO., LTD. | FONECOM-7 | 2A80L-FONECOM7 |

The report refers only to the sample tested and does not apply to the bulk.

This report is issued in confidence to the client and it will be strictly treated as such by the SHENZHEN TIMEWAY TESTING LABORATORIES. It may not be reproduced rather in its entirety or in part and it may not be used for advertising. The client to whom the report is issued may, however, show or send it, or a certified copy thereof prepared by the SHENZHEN TIMEWAY TESTING LABORATORIES, to his customer. Supplier or others persons directly concerned. SHENZHEN TIMEWAY TESTING LABORATORIES, will not, without the consent of the client enter into any discussion of correspondence with any third party concerning the contents of the report.

In the event of the improper use of the report. The SHENZHEN TIMEWAY TESTING LABORATORIES, reserves the rights to withdraw it and to adopt any other remedies which may be appropriate.





B. Internal Device

| Device | Manufacturer | Model | FCC ID/DOC |
|--------|--------------|-------|------------|
| N/A    |              |       |            |

C. Peripherals

| Device | Manufacturer | Model | Rating |
|--------|--------------|-------|--------|
| N/A    |              |       |        |

5.4 EUT Operating Condition

Operating condition is according to ANSI C63.10-2013

A Setup the EUT and simulators as shown on follow

B Enable AF signal and confirm EUT active to normal condition

5.5 Power line conducted Emission Limit according to Paragraph 15.207

| Frequency<br>(MHz) | Limits (dB $\mu$ V) |               |
|--------------------|---------------------|---------------|
|                    | Quasi-peak Level    | Average Level |
| 0.15 ~ 0.50        | 66.0~56.0*          | 56.0~46.0*    |
| 0.50 ~ 5.00        | 56.0                | 46.0          |
| 5.00 ~ 30.00       | 60.0                | 50.0          |

- Notes:
1. \*Decreasing linearly with logarithm of frequency.
  2. The tighter limit shall apply at the transition frequencies

5.6 Test Results:

Pass

The report refers only to the sample tested and does not apply to the bulk.

This report is issued in confidence to the client and it will be strictly treated as such by the SHENZHEN TIMEWAY TESTING LABORATORIES. It may not be reproduced rather in its entirety or in part and it may not be used for advertising. The client to whom the report is issued may, however, show or send it, or a certified copy thereof prepared by the SHENZHEN TIMEWAY TESTING LABORATORIES, to his customer. Supplier or others persons directly concerned. SHENZHEN TIMEWAY TESTING LABORATORIES, will not, without the consent of the client enter into any discussion of correspondence with any third party concerning the contents of the report.

In the event of the improper use of the report. The SHENZHEN TIMEWAY TESTING LABORATORIES, reserves the rights to withdraw it and to adopt any other remedies which may be appropriate.



**A: Conducted Emission on Live Terminal (150kHz to 30MHz)**

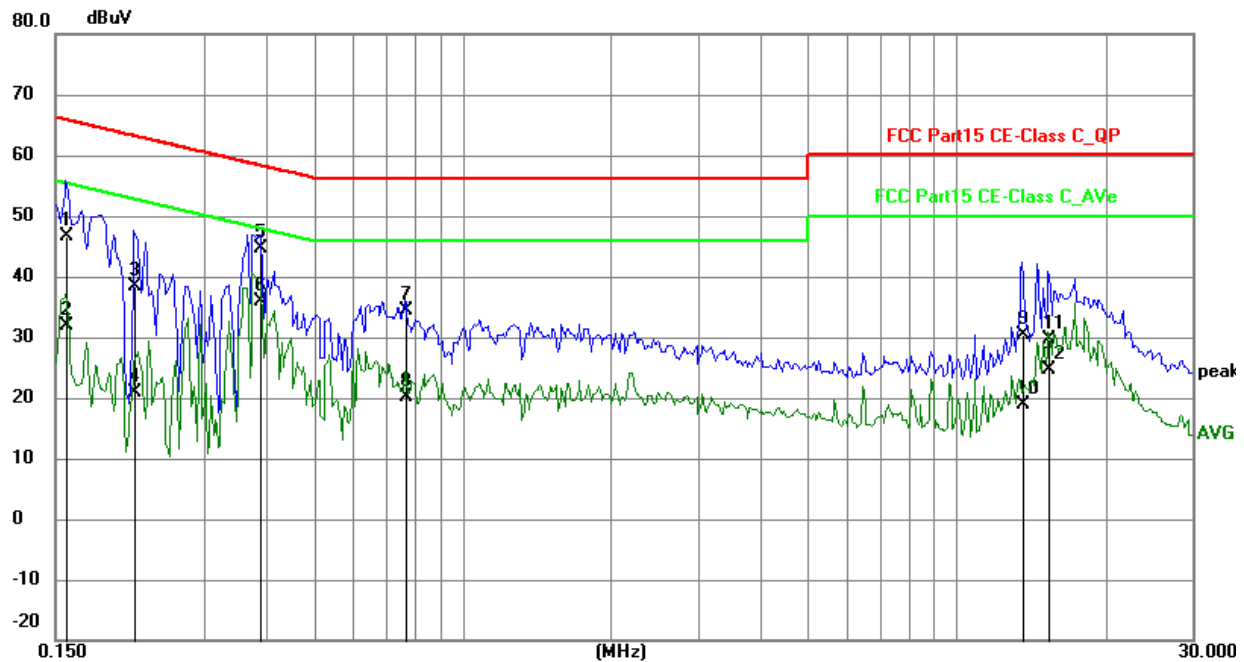
**EUT Operating Environment**

Temperature: 25°C Humidity: 65%RH Atmospheric Pressure: 101 kPa

**EUT set Condition: Communication by BT**

**Results: Pass**

Please refer to following diagram for individual



| No. | Frequency (MHz) | Reading (dBuV) | Factor (dB) | Level (dBuV) | Limit (dBuV) | Margin (dB) | Detector | P/F |
|-----|-----------------|----------------|-------------|--------------|--------------|-------------|----------|-----|
| 1   | 0.1578          | 36.97          | 9.78        | 46.75        | 65.58        | -18.83      | QP       | P   |
| 2   | 0.1578          | 22.21          | 9.78        | 31.99        | 55.58        | -23.59      | AVG      | P   |
| 3   | 0.2163          | 28.51          | 9.75        | 38.26        | 62.96        | -24.70      | QP       | P   |
| 4   | 0.2163          | 11.06          | 9.75        | 20.81        | 52.96        | -32.15      | AVG      | P   |
| 5   | 0.3879          | 34.88          | 9.76        | 44.64        | 58.11        | -13.47      | QP       | P   |
| 6   | 0.3879          | 26.17          | 9.76        | 35.93        | 48.11        | -12.18      | AVG      | P   |
| 7   | 0.7662          | 24.72          | 9.78        | 34.50        | 56.00        | -21.50      | QP       | P   |
| 8   | 0.7662          | 10.39          | 9.78        | 20.17        | 46.00        | -25.83      | AVG      | P   |
| 9   | 13.5768         | 20.05          | 10.32       | 30.37        | 60.00        | -29.63      | QP       | P   |
| 10  | 13.5768         | 8.55           | 10.32       | 18.87        | 50.00        | -31.13      | AVG      | P   |
| 11  | 15.3591         | 19.23          | 10.40       | 29.63        | 60.00        | -30.37      | QP       | P   |
| 12  | 15.3591         | 14.34          | 10.40       | 24.74        | 50.00        | -25.26      | AVG      | P   |

The report refers only to the sample tested and does not apply to the bulk.

This report is issued in confidence to the client and it will be strictly treated as such by the SHENZHEN TIMEWAY TESTING LABORATORIES. It may not be reproduced rather in its entirety or in part and it may not be used for advertising. The client to whom the report is issued may, however, show or send it, or a certified copy thereof prepared by the SHENZHEN TIMEWAY TESTING LABORATORIES, to his customer. Supplier or others persons directly concerned. SHENZHEN TIMEWAY TESTING LABORATORIES, will not, without the consent of the client enter into any discussion of correspondence with any third party concerning the contents of the report.

In the event of the improper use of the report, The SHENZHEN TIMEWAY TESTING LABORATORIES, reserves the rights to withdraw it and to adopt any other remedies which may be appropriate.



**B: Conducted Emission on Neutral Terminal (150kHz to 30MHz)**

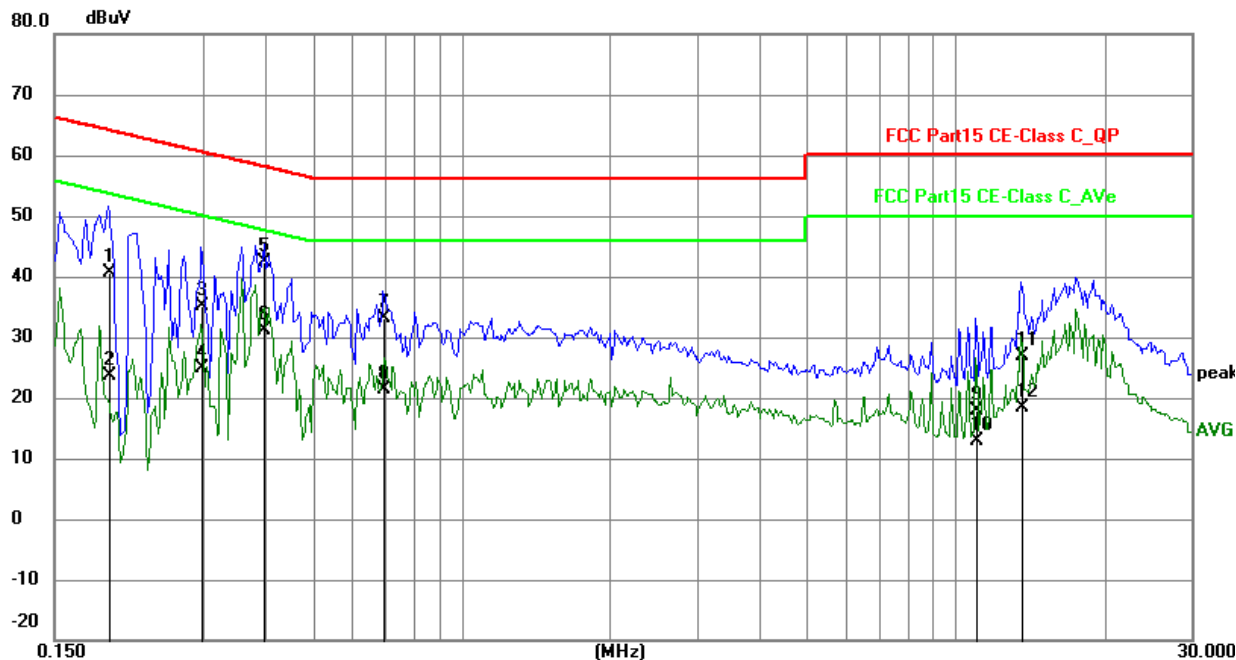
**EUT Operating Environment**

Temperature: 25°C Humidity: 65%RH Atmospheric Pressure: 101 kPa

**EUT set Condition: Communication by BT**

**Results: Pass**

Please refer to following diagram for individual



| No. | Frequency (MHz) | Reading (dBuV) | Factor (dB) | Level (dBuV) | Limit (dBuV) | Margin (dB) | Detector | P/F |
|-----|-----------------|----------------|-------------|--------------|--------------|-------------|----------|-----|
| 1   | 0.1929          | 30.88          | 9.75        | 40.63        | 63.91        | -23.28      | QP       | P   |
| 2   | 0.1929          | 13.81          | 9.75        | 23.56        | 53.91        | -30.35      | AVG      | P   |
| 3   | 0.2982          | 25.49          | 9.76        | 35.25        | 60.29        | -25.04      | QP       | P   |
| 4   | 0.2982          | 15.09          | 9.76        | 24.85        | 50.29        | -25.44      | AVG      | P   |
| 5   | 0.3996          | 32.69          | 9.76        | 42.45        | 57.86        | -15.41      | QP       | P   |
| 6   | 0.3996          | 21.37          | 9.76        | 31.13        | 47.86        | -16.73      | AVG      | P   |
| 7   | 0.6960          | 23.30          | 9.78        | 33.08        | 56.00        | -22.92      | QP       | P   |
| 8   | 0.6960          | 11.67          | 9.78        | 21.45        | 46.00        | -24.55      | AVG      | P   |
| 9   | 10.9911         | 7.76           | 10.20       | 17.96        | 60.00        | -42.04      | QP       | P   |
| 10  | 10.9911         | 2.70           | 10.20       | 12.90        | 50.00        | -37.10      | AVG      | P   |
| 11  | 13.5846         | 16.63          | 10.32       | 26.95        | 60.00        | -33.05      | QP       | P   |
| 12  | 13.5846         | 8.03           | 10.32       | 18.35        | 50.00        | -31.65      | AVG      | P   |

The report refers only to the sample tested and does not apply to the bulk.

This report is issued in confidence to the client and it will be strictly treated as such by the SHENZHEN TIMEWAY TESTING LABORATORIES. It may not be reproduced rather in its entirety or in part and it may not be used for advertising. The client to whom the report is issued may, however, show or send it, or a certified copy thereof prepared by the SHENZHEN TIMEWAY TESTING LABORATORIES, to his customer. Supplier or others persons directly concerned. SHENZHEN TIMEWAY TESTING LABORATORIES, will not, without the consent of the client enter into any discussion of correspondence with any third party concerning the contents of the report.

In the event of the improper use of the report. The SHENZHEN TIMEWAY TESTING LABORATORIES, reserves the rights to withdraw it and to adopt any other remedies which may be appropriate.



## 6 Radiated Emission Test

### 6.1 Test Method and test Procedure:

- (1) The EUT was tested according to ANSI C63.10-2013. The radiated test was performed at Timeway EMC Laboratory. This site is on file with the FCC laboratory division, Registration No. 744189
- (2) The EUT, peripherals were put on the turntable which table size is 1m x 1.5 m, table high 0.8 m. All set up is according to ANSI C63.10-2013.
- (3) The frequency spectrum from 30 MHz to 25 GHz was investigated. All readings from 30 MHz to 1 GHz are quasi-peak values with a resolution bandwidth of 120 kHz. All readings are above 1 GHz, peak values with a resolution bandwidth of 1 MHz (Note: for Fundamental frequency radiated emission measurement, RBW=3MHz, VBW=10MHz). Measurements were made at 3 meters.
- (4) The antenna high is varied from 1 m to 4 m high to find the maximum emission for each frequency.
- (5) The antenna polarization: Vertical polarization and Horizontal polarization.

#### Block diagram of Test setup

For radiated emissions from 9kHz to 30MHz



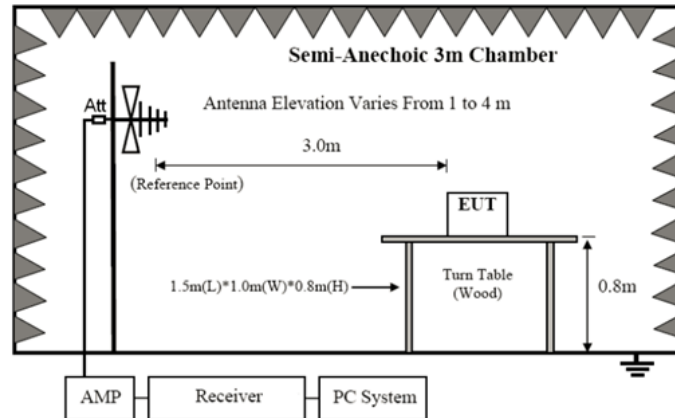
The report refers only to the sample tested and does not apply to the bulk.

This report is issued in confidence to the client and it will be strictly treated as such by the SHENZHEN TIMEWAY TESTING LABORATORIES. It may not be reproduced rather in its entirety or in part and it may not be used for advertising. The client to whom the report is issued may, however, show or send it, or a certified copy thereof prepared by the SHENZHEN TIMEWAY TESTING LABORATORIES, to his customer. Supplier or others persons directly concerned. SHENZHEN TIMEWAY TESTING LABORATORIES, will not, without the consent of the client enter into any discussion of correspondence with any third party concerning the contents of the report.

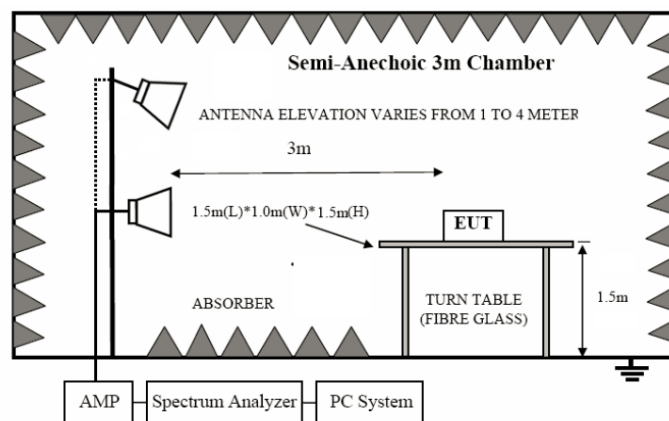
In the event of the improper use of the report. The SHENZHEN TIMEWAY TESTING LABORATORIES, reserves the rights to withdraw it and to adopt any other remedies which may be appropriate.



For radiated emissions from 30MHz to 1GHz



For radiated emissions above 1GHz



## 6.2 Configuration of The EUT

Same as section 5.3 of this report

## 6.3 EUT Operating Condition

Same as section 5.4 of this report.

The report refers only to the sample tested and does not apply to the bulk.

This report is issued in confidence to the client and it will be strictly treated as such by the SHENZHEN TIMEWAY TESTING LABORATORIES. It may not be reproduced rather in its entirety or in part and it may not be used for advertising. The client to whom the report is issued may, however, show or send it, or a certified copy thereof prepared by the SHENZHEN TIMEWAY TESTING LABORATORIES, to his customer. Supplier or others persons directly concerned. SHENZHEN TIMEWAY TESTING LABORATORIES, will not, without the consent of the client enter into any discussion of correspondence with any third party concerning the contents of the report.

In the event of the improper use of the report. The SHENZHEN TIMEWAY TESTING LABORATORIES, reserves the rights to withdraw it and to adopt any other remedies which may be appropriate.



#### 6.4 Radiated Emission Limit

All emission from a digital device, including any network of conductors and apparatus connected thereto, shall not exceed the level of field strength specified below:

##### A FCC Part 15 Subpart C Paragraph 15.249(a) Limit

| Fundamental Frequency<br>(MHz) | Field Strength of Fundamental (3m) |              | Field Strength of Harmonics (3m) |      |                        |
|--------------------------------|------------------------------------|--------------|----------------------------------|------|------------------------|
|                                | mV/m                               | dBuV/m       |                                  | uV/m | dBuV/m                 |
| 2400-2483.5                    | 50                                 | 94 (Average) | 114 (Peak)                       | 500  | 54 (Average) 74 (Peak) |

- Note:
1. RF Field Strength (dBuV) = 20 log RF Voltage (uV)
  2. Distance refers to the distance in meters between the measuring instrument antenna and the closed point of any part of the device or system.
  3. The emission limit in this paragraph is based on measurement instrumentation employing an average detector.

##### B. Frequencies in restricted band are complied to limit on Paragraph 15.209.

| Frequency Range (MHz) | Distance (m) | Field strength (dB $\mu$ V/m)                |
|-----------------------|--------------|--|
| 0.009-0.490           | 3            | $20\log(2400/F(\text{kHz})) + 40\log(300/3)$ |
| 0.490-1.705           | 3            | $20\log(24000/F(\text{kHz})) + 40\log(30/3)$ |
| 1.705-30              | 3            | 69.5   |
| 30-88                 | 3            | 40.0   |
| 88-216                | 3            | 43.5   |
| 216-960               | 3            | 46.0   |
| Above 960             | 3            | 54.0   |

- Note:
1. RF Voltage (dBuV) = 20 log RF Voltage (uV)
  2. In the Above Table, the tighter limit applies at the band edges.
  3. Distance refers to the distance in meters between the measuring instrument antenna and the EUT
  4. All scanning using PK detector. And the final emission level was get using QP detector for frequency range from 30-1000MHz.As to 1G-25G, the final emission level got using PK. For fundamental measurement, PK detector used.
  5. For radiated emissions from 9kHz to 30MHz, the emission level is much less than the limit for more than 20dB. No necessary to take down the record.

The report refers only to the sample tested and does not apply to the bulk.

This report is issued in confidence to the client and it will be strictly treated as such by the SHENZHEN TIMEWAY TESTING LABORATORIES. It may not be reproduced rather in its entirety or in part and it may not be used for advertizing. The client to whom the report is issued may, however, show or send it . or a certified copy there of prepared by the SHENZHEN TIMEWAY TESTING LABORATORIES. to his customer. Supplier or others persons directly concerned. SHENZHEN TIMEWAY TESTING LABORATORIES. will not, without the consent of the client enter into any discussion of correspondence with any third party concerning the contents of the report.

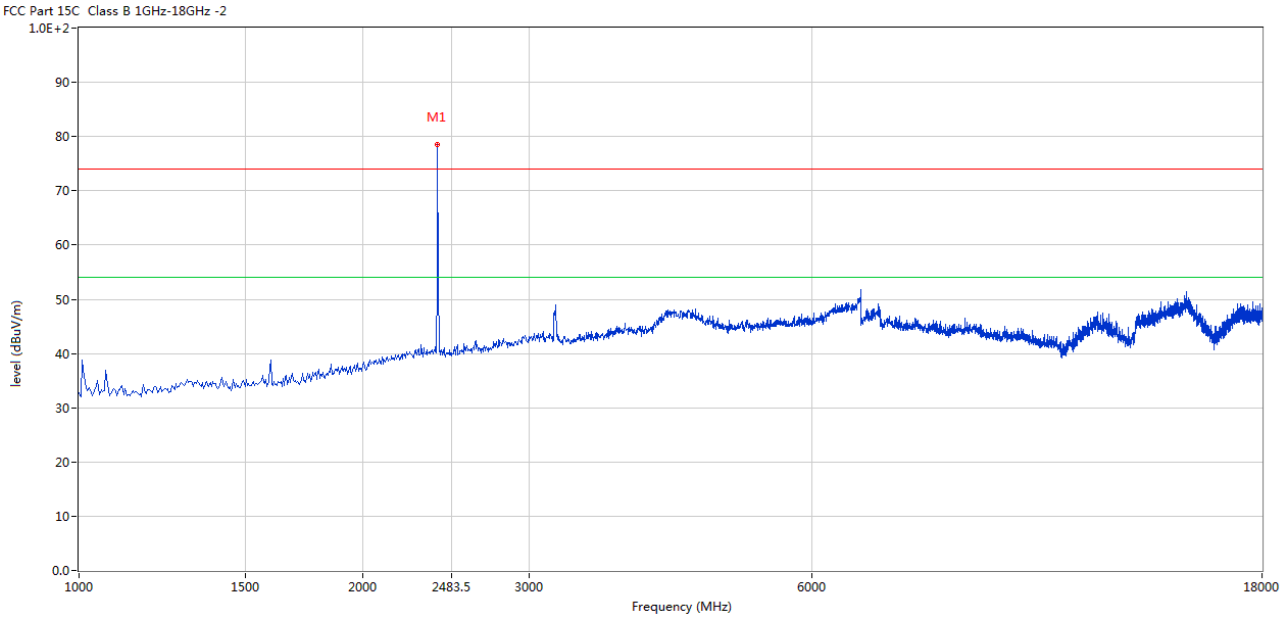
In the event of the improper use of the report. The SHENZHEN TIMEWAY TESTING LABORATORIES. reserves the rights to withdraw it and to adopt any other remedies which may be appropriate.



6.5 Test result  
A Fundamental & Harmonics Radiated Emission Data

Please refer to the following test plots for details: Low Channel-2402MHz

Horizontal

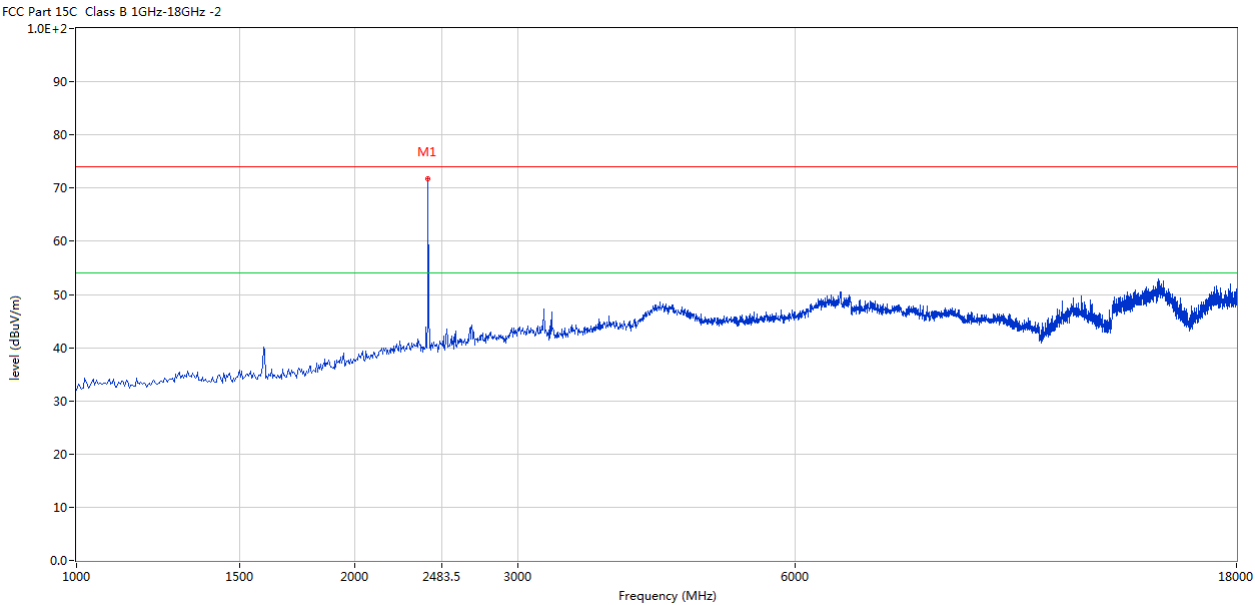


| No. | Frequency (MHz) | Results (dBuV/m) | Factor (dB) | Limit (dBuV/m) | Over Limit (dB) | Detector | Table (o) | Height (cm) | ANT        | Verdict |
|-----|-----------------|------------------|-------------|----------------|-----------------|----------|-----------|-------------|------------|---------|
| 1   | 2402            | 78.91            | -3.57       | 114.0          | -35.09          | Peak     | 150.00    | 100         | Horizontal | Pass    |

The report refers only to the sample tested and does not apply to the bulk.  
This report is issued in confidence to the client and it will be strictly treated as such by the SHENZHEN TIMEWAY TESTING LABORATORIES. It may not be reproduced rather in its entirety or in part and it may not be used for advertizing. The client to whom the report is issued may, however, show or send it . or a certified copy there of prepared by the SHENZHEN TIMEWAY TESTING LABORATORIES. to his customer. Supplier or others persons directly concerned. SHENZHEN TIMEWAY TESTING LABORATORIES. will not, without the consent of the client enter into any discussion of correspondence with any third party concerning the contents of the report.  
In the event of the improper use of the report. The SHENZHEN TIMEWAY TESTING LABORATORIES. reserves the rights to withdraw it and to adopt any other remedies which may be appropriate.



Vertical



| No. | Frequency<br>(MHz) | Results<br>(dBuV/m) | Factor<br>(dB) | Limit<br>(dBuV/m) | Over Limit<br>(dB) | Detector | Table<br>(o) | Height<br>(cm) | ANT      | Verdict |
|-----|--------------------|---------------------|----------------|-------------------|--------------------|----------|--------------|----------------|----------|---------|
| 1   | 2402               | 71.97               | -3.57          | 114.0             | -42.03             | Peak     | 179.00       | 100            | Vertical | Pass    |

The report refers only to the sample tested and does not apply to the bulk.

This report is issued in confidence to the client and it will be strictly treated as such by the SHENZHEN TIMEWAY TESTING LABORATORIES. It may not be reproduced rather in its entirety or in part and it may not be used for advertizing. The client to whom the report is issued may, however, show or send it . or a certified copy there of prepared by the SHENZHEN TIMEWAY TESTING LABORATORIES. to his customer. Supplier or others persons directly concerned. SHENZHEN TIMEWAY TESTING LABORATORIES. will not, without the consent of the client enter into any discussion of correspondence with any third party concerning the contents of the report.

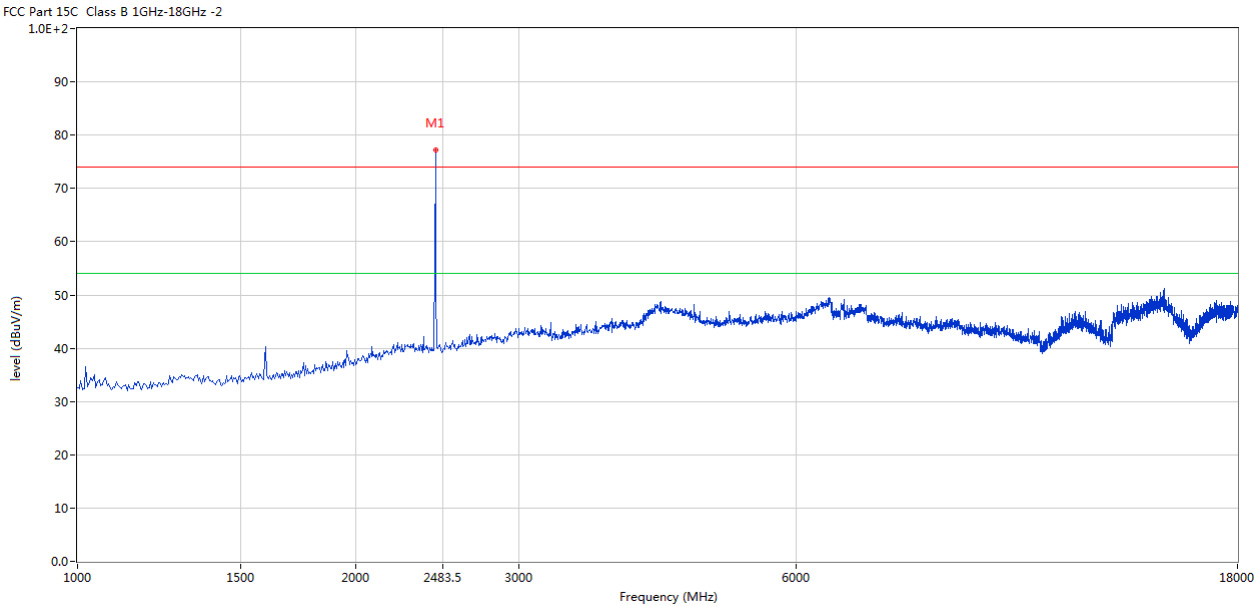
In the event of the improper use of the report. The SHENZHEN TIMEWAY TESTING LABORATORIES. reserves the rights to withdraw it and to adopt any other remedies which may be appropriate.





Please refer to the following test plots for details: Middle Channel-2440MHz

Horizontal

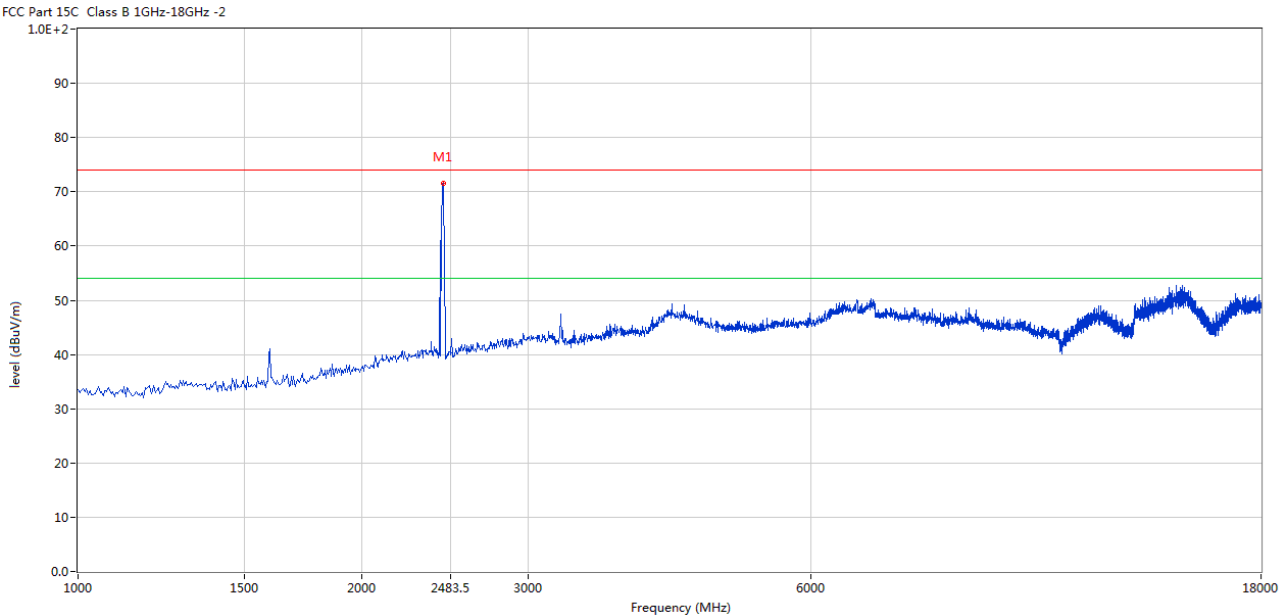


| No. | Frequency<br>(MHz) | Results<br>(dBuV/m) | Factor<br>(dB) | Limit<br>(dBuV/m) | Over Limit<br>(dB) | Detector | Table<br>(o) | Height<br>(cm) | ANT        | Verdict |
|-----|--------------------|---------------------|----------------|-------------------|--------------------|----------|--------------|----------------|------------|---------|
| 1   | 2440               | 77.24               | -3.57          | 114.0             | -36.76             | Peak     | 211.00       | 100            | Horizontal | Pass    |

The report refers only to the sample tested and does not apply to the bulk.  
This report is issued in confidence to the client and it will be strictly treated as such by the SHENZHEN TIMEWAY TESTING LABORATORIES. It may not be reproduced rather in its entirety or in part and it may not be used for advertizing. The client to whom the report is issued may, however, show or send it . or a certified copy there of prepared by the SHENZHEN TIMEWAY TESTING LABORATORIES. to his customer. Supplier or others persons directly concerned. SHENZHEN TIMEWAY TESTING LABORATORIES. will not, without the consent of the client enter into any discussion of correspondence with any third party concerning the contents of the report.  
In the event of the improper use of the report. The SHENZHEN TIMEWAY TESTING LABORATORIES. reserves the rights to withdraw it and to adopt any other remedies which may be appropriate.



Vertical



| No. | Frequency (MHz) | Results (dBuV/m) | Factor (dB) | Limit (dBuV/m) | Over Limit (dB) | Detector | Table (o) | Height (cm) | ANT      | Verdict |
|-----|-----------------|------------------|-------------|----------------|-----------------|----------|-----------|-------------|----------|---------|
| 1   | 2440            | 71.63            | -3.57       | 114.0          | -42.37          | Peak     | 255.00    | 100         | Vertical | Pass    |

The report refers only to the sample tested and does not apply to the bulk.

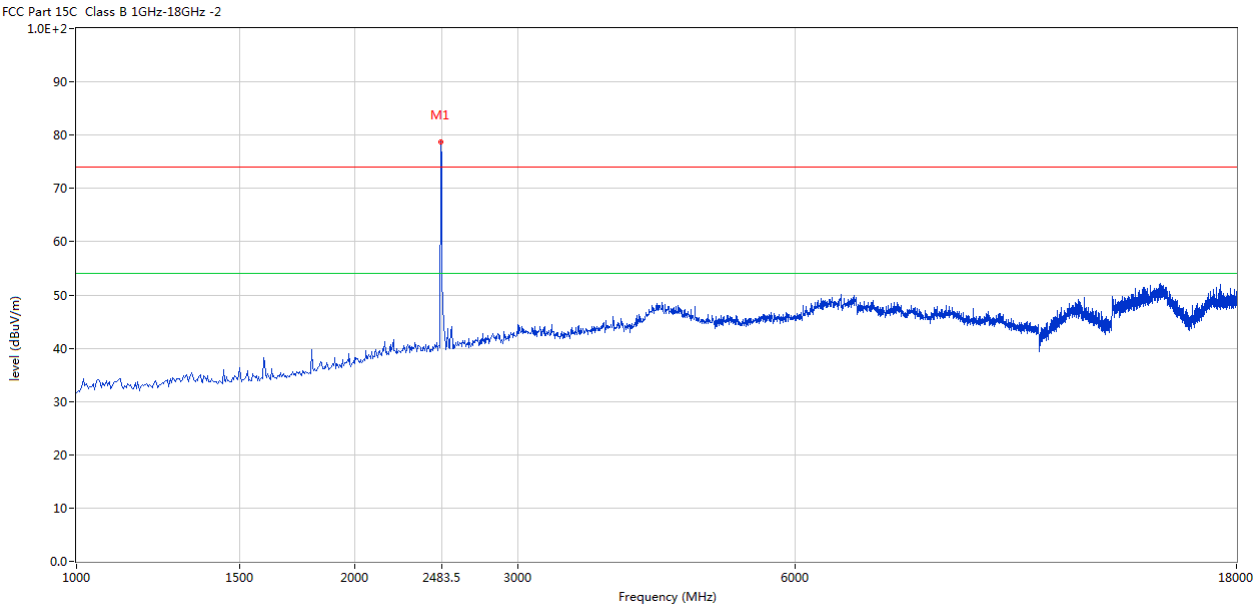
This report is issued in confidence to the client and it will be strictly treated as such by the SHENZHEN TIMEWAY TESTING LABORATORIES. It may not be reproduced rather in its entirety or in part and it may not be used for adverting. The client to whom the report is issued may, however, show or send it . or a certified copy there of prepared by the SHENZHEN TIMEWAY TESTING LABORATORIES. to his customer. Supplier or others persons directly concerned. SHENZHEN TIMEWAY TESTING LABORATORIES. will not, without the consent of the client enter into any discussion of correspondence with any third party concerning the contents of the report.

In the event of the improper use of the report. The SHENZHEN TIMEWAY TESTING LABORATORIES. reserves the rights to withdraw it and to adopt any other remedies which may be appropriate.



Please refer to the following test plots for details: High Channel-2480MHz

Horizontal

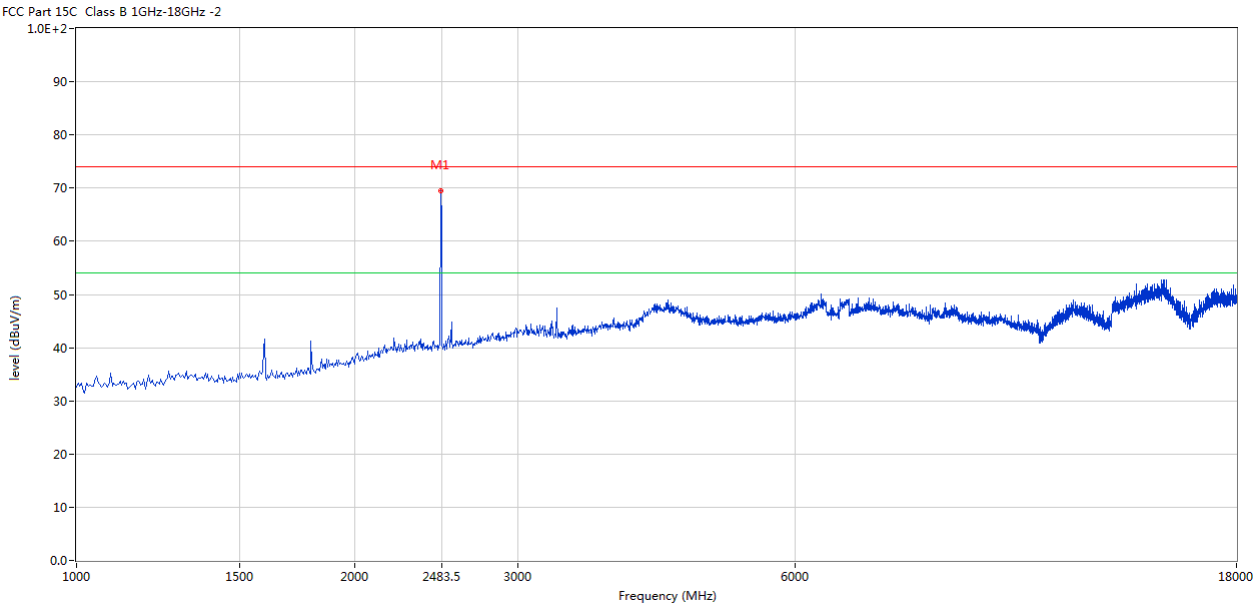


| No. | Frequency<br>(MHz) | Results<br>(dBuV/m) | Factor<br>(dB) | Limit<br>(dBuV/m) | Over Limit<br>(dB) | Detector | Table<br>(o) | Height<br>(cm) | ANT        | Verdict |
|-----|--------------------|---------------------|----------------|-------------------|--------------------|----------|--------------|----------------|------------|---------|
| 1   | 2480               | 79.76               | -3.57          | 114.0             | -34.24             | Peak     | 208.00       | 100            | Horizontal | Pass    |

The report refers only to the sample tested and does not apply to the bulk.  
This report is issued in confidence to the client and it will be strictly treated as such by the SHENZHEN TIMEWAY TESTING LABORATORIES. It may not be reproduced rather in its entirety or in part and it may not be used for advertizing. The client to whom the report is issued may, however, show or send it . or a certified copy there of prepared by the SHENZHEN TIMEWAY TESTING LABORATORIES. to his customer. Supplier or others persons directly concerned. SHENZHEN TIMEWAY TESTING LABORATORIES. will not, without the consent of the client enter into any discussion of correspondence with any third party concerning the contents of the report.  
In the event of the improper use of the report. The SHENZHEN TIMEWAY TESTING LABORATORIES. reserves the rights to withdraw it and to adopt any other remedies which may be appropriate.



Vertical



| No. | Frequency<br>(MHz) | Results<br>(dBuV/m) | Factor<br>(dB) | Limit<br>(dBuV/m) | Over Limit<br>(dB) | Detector | Table<br>(o) | Height<br>(cm) | ANT      | Verdict |
|-----|--------------------|---------------------|----------------|-------------------|--------------------|----------|--------------|----------------|----------|---------|
| 1   | 2480               | 69.72               | -3.57          | 114.0             | -44.28             | Peak     | 179.00       | 100            | Vertical | Pass    |

- Note:
- (2) Emission Level = Reading Level + Antenna Factor + Cable Loss-Amplifier
  - (3) Margin=Emission-Limits
  - (4) According to section 15.35(b), the peak limit is 20dB higher than the average limit
  - (5) For test purpose, keep EUT continuous transmitting
  - (5) For emission above 18GHz and Below 30MHz, It is only the floor noise. No necessary to take down.
  - (6) the measured PK value less than the AV limit.

The report refers only to the sample tested and does not apply to the bulk.  
This report is issued in confidence to the client and it will be strictly treated as such by the SHENZHEN TIMEWAY TESTING LABORATORIES. It may not be reproduced rather in its entirety or in part and it may not be used for adverting. The client to whom the report is issued may, however, show or send it . or a certified copy there of prepared by the SHENZHEN TIMEWAY TESTING LABORATORIES. to his customer. Supplier or others persons directly concerned. SHENZHEN TIMEWAY TESTING LABORATORIES. will not, without the consent of the client enter into any discussion of correspondence with any third party concerning the contents of the report.  
In the event of the improper use of the report. The SHENZHEN TIMEWAY TESTING LABORATORIES. reserves the rights to withdraw it and to adopt any other remedies which may be appropriate.



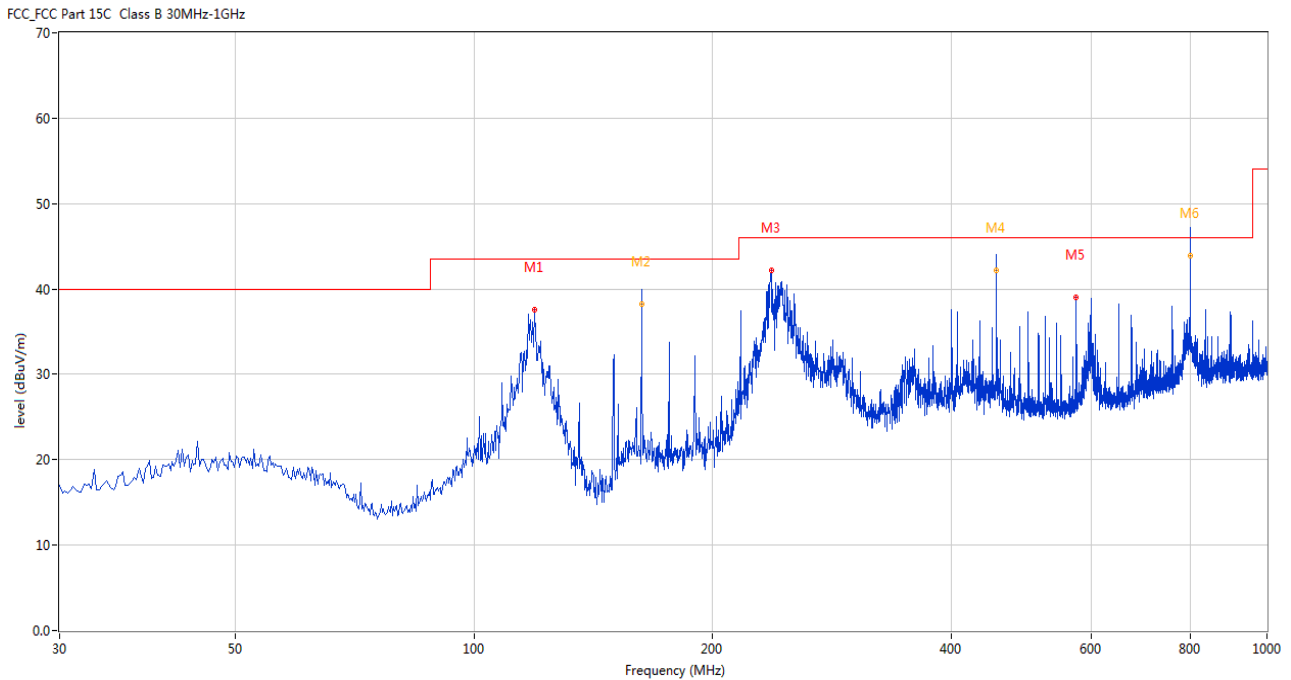
## B. General Radiated Emission Data

### Radiated Emission In Horizontal (30MHz----1000MHz)

EUT set Condition: Keep Tx transmitting

**Results: Pass**

Please refer to following diagram for individual



| No. | Frequency (MHz) | Results (dBuV/m) | Factor (dB) | Limit (dBuV/m) | Over Limit (dB) | Detector | Table (o) | Height (cm) | ANT        | Verdict |
|-----|-----------------|------------------|-------------|----------------|-----------------|----------|-----------|-------------|------------|---------|
| 1   | 119.218         | 37.61            | -15.13      | 43.5           | -5.89           | Peak     | 26.00     | 100         | Horizontal | Pass    |
| 2   | 162.729         | 39.99            | -16.38      | 43.5           | -3.51           | Peak     | 266.00    | 200         | Horizontal | Pass    |
| 2*  | 162.729         | 38.28            | -16.38      | 43.5           | -5.22           | QP       | 266.00    | 200         | Horizontal | Pass    |
| 3   | 237.043         | 42.15            | -12.37      | 46.0           | -3.85           | Peak     | 262.00    | 100         | Horizontal | Pass    |
| 4   | 456.036         | 44.08            | -7.95       | 46.0           | -1.92           | Peak     | 87.00     | 200         | Horizontal | Pass    |
| 4*  | 456.036         | 42.19            | -7.95       | 46.0           | -3.81           | QP       | 87.00     | 200         | Horizontal | Pass    |
| 5   | 575.004         | 39.05            | -5.77       | 46.0           | -6.95           | Peak     | 0.00      | 200         | Horizontal | Pass    |
| 6   | 800.066         | 49.24            | -2.96       | 46.0           | 3.24            | Peak     | 123.00    | 200         | Horizontal | N/A     |
| 6*  | 800.066         | 43.89            | -2.96       | 46.0           | -2.11           | QP       | 123.00    | 200         | Horizontal | Pass    |

The report refers only to the sample tested and does not apply to the bulk.

This report is issued in confidence to the client and it will be strictly treated as such by the SHENZHEN TIMEWAY TESTING LABORATORIES. It may not be reproduced in its entirety or in part and it may not be used for advertising. The client to whom the report is issued may, however, show or send it, or a certified copy thereof prepared by the SHENZHEN TIMEWAY TESTING LABORATORIES, to his customer. Supplier or others persons directly concerned. SHENZHEN TIMEWAY TESTING LABORATORIES, will not, without the consent of the client enter into any discussion of correspondence with any third party concerning the contents of the report.

In the event of the improper use of the report. The SHENZHEN TIMEWAY TESTING LABORATORIES, reserves the rights to withdraw it and to adopt any other remedies which may be appropriate.

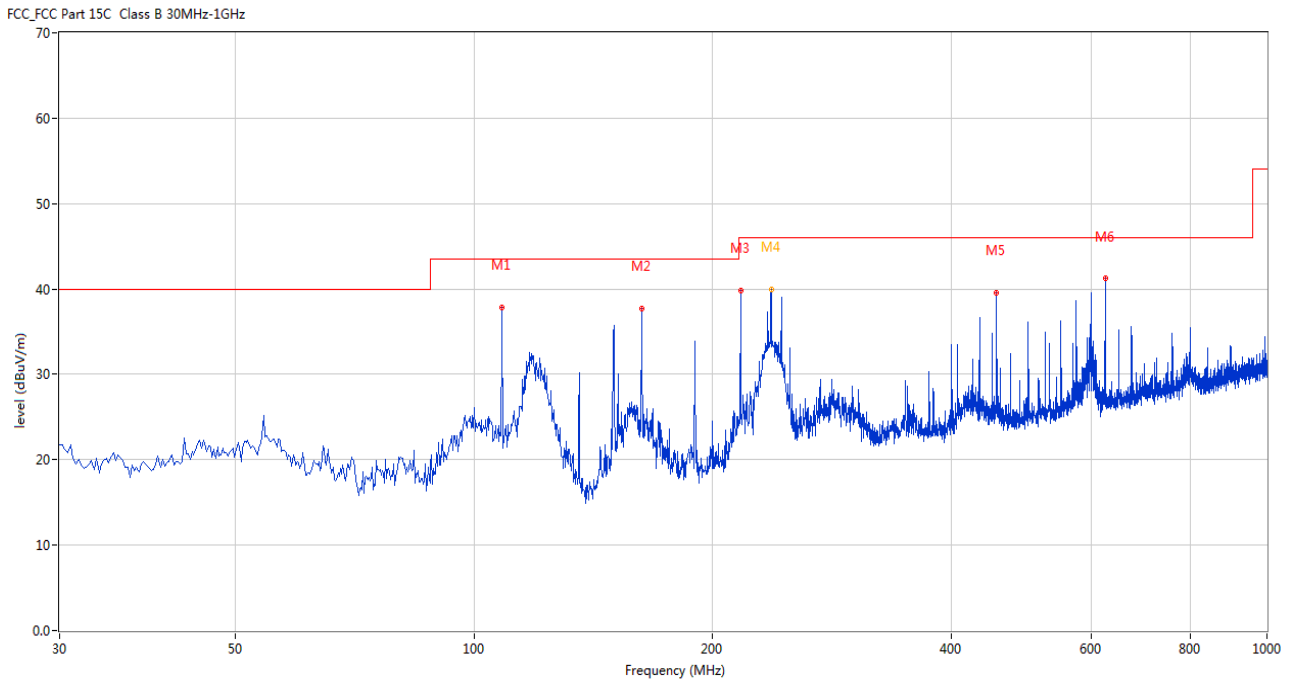


### Radiated Emission In Vertical (30MHz----1000MHz)

EUT set Condition: Keep Tx transmitting

**Results: Pass**

Please refer to following diagram for individual



| No. | Frequency (MHz) | Results (dBuV/m) | Factor (dB) | Limit (dBuV/m) | Over Limit (dB) | Detector | Table (o) | Height (cm) | ANT      | Verdict |
|-----|-----------------|------------------|-------------|----------------|-----------------|----------|-----------|-------------|----------|---------|
| 1   | 108.550         | 37.78            | -13.46      | 43.5           | -5.72           | Peak     | 123.00    | 100         | Vertical | Pass    |
| 2   | 162.730         | 37.67            | -16.38      | 43.5           | -5.83           | Peak     | 83.00     | 200         | Vertical | Pass    |
| 2*  | 162.730         | 36.00            | -16.38      | 43.5           | -7.50           | QP       | 83.00     | 200         | Vertical | Pass    |
| 3   | 216.921         | 39.82            | -13.51      | 46.0           | -6.18           | Peak     | 127.00    | 100         | Vertical | Pass    |
| 4   | 237.043         | 40.88            | -12.37      | 46.0           | -5.12           | Peak     | 360.00    | 200         | Vertical | Pass    |
| 4*  | 237.043         | 39.95            | -12.37      | 46.0           | -6.05           | QP       | 360.00    | 200         | Vertical | Pass    |
| 5   | 455.966         | 39.56            | -7.95       | 46.0           | -6.44           | Peak     | 303.00    | 100         | Vertical | Pass    |
| 6   | 624.946         | 41.20            | -4.85       | 46.0           | -4.80           | Peak     | 35.00     | 100         | Vertical | Pass    |

The report refers only to the sample tested and does not apply to the bulk.

This report is issued in confidence to the client and it will be strictly treated as such by the SHENZHEN TIMEWAY TESTING LABORATORIES. It may not be reproduced in its entirety or in part and it may not be used for advertising. The client to whom the report is issued may, however, show or send it, or a certified copy thereof prepared by the SHENZHEN TIMEWAY TESTING LABORATORIES, to his customer. Supplier or others persons directly concerned. SHENZHEN TIMEWAY TESTING LABORATORIES, will not, without the consent of the client enter into any discussion of correspondence with any third party concerning the contents of the report.

In the event of the improper use of the report. The SHENZHEN TIMEWAY TESTING LABORATORIES, reserves the rights to withdraw it and to adopt any other remedies which may be appropriate.



## 7. Band Edge

### 7.1 Test Method and test Procedure:

- (1) The EUT was tested according to ANSI C63.10–2013. The radiated test was performed at Timeway EMC Laboratory. This site is on file with the FCC laboratory division, Registration No. 744189
- (2) Set Spectrum as RBW=1MHz, VBW=3MHz and Peak detector used for PK value. RBW=1MHz, VBW=10Hz and Peak detector used for AV value.
- (3) The antenna high is varied from 1 m to 4 m high to find the maximum emission for each frequency.
- (4) The antenna polarization: Vertical polarization and Horizontal polarization.

### 7.2 Radiated Test Setup



For the actual test configuration, please refer to the related items – Photos of Testing

### 7.3 Configuration of The EUT

Same as section 5.3 of this report

### 7.4 EUT Operating Condition

Same as section 5.4 of this report.

### 7.5 Band Edge Limit

Emissions radiated outside of the specified frequency bands, except for harmonics, shall be attenuated by at least 50 dB below the level of the fundamental or to the general radiated emission limits in Section 15.209, whichever is the lesser attenuation.

The report refers only to the sample tested and does not apply to the bulk.

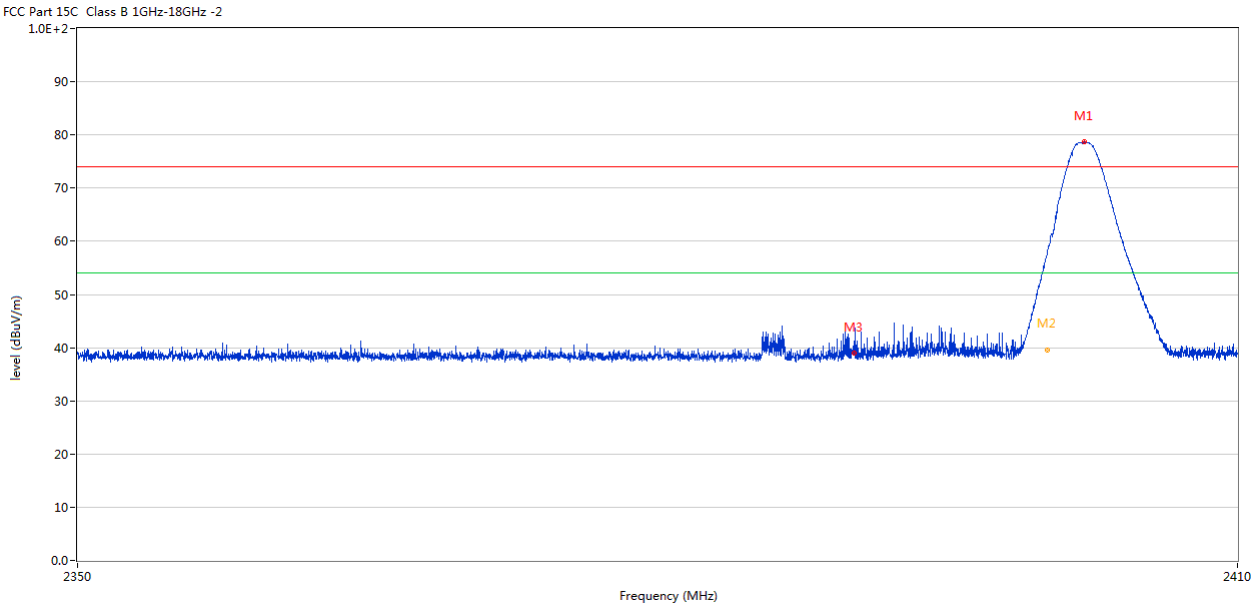
This report is issued in confidence to the client and it will be strictly treated as such by the SHENZHEN TIMEWAY TESTING LABORATORIES. It may not be reproduced in its entirety or in part and it may not be used for advertising. The client to whom the report is issued may, however, show or send it, or a certified copy thereof prepared by the SHENZHEN TIMEWAY TESTING LABORATORIES, to his customer. Supplier or others persons directly concerned. SHENZHEN TIMEWAY TESTING LABORATORIES, will not, without the consent of the client enter into any discussion of correspondence with any third party concerning the contents of the report.

In the event of the improper use of the report. The SHENZHEN TIMEWAY TESTING LABORATORIES, reserves the rights to withdraw it and to adopt any other remedies which may be appropriate.



7.6 Test Result

|              |                          |              |            |
|--------------|--------------------------|--------------|------------|
| Product:     | FONECOM Video Intercom 7 | Polarity     | Horizontal |
| Mode         | Keeping Transmitting     | Test Voltage | 120V~      |
| Temperature  | 24 deg. C,               | Humidity     | 56% RH     |
| Test Result: | Pass                     | --           | --         |



| No. | Frequency (MHz) | Results (dBuV/m) | Factor (dB) | Limit (dBuV/m) | Over Limit (dB) | Detector | Table (o) | Height (cm) | ANT        | Verdict |
|-----|-----------------|------------------|-------------|----------------|-----------------|----------|-----------|-------------|------------|---------|
| 1   | 2401.992        | 78.63            | -3.57       | 74.0           | 4.63            | Peak     | 157.00    | 100         | Horizontal | N/A     |
| 2   | 2400.057        | 57.78            | -3.57       | 74.0           | -16.22          | Peak     | 152.00    | 100         | Horizontal | Pass    |
| 2** | 2400.057        | 39.61            | -3.57       | 54.0           | -14.39          | AV       | 152.00    | 100         | Horizontal | Pass    |
| 3   | 2390.025        | 39.00            | -3.53       | 74.0           | -35.00          | Peak     | 141.00    | 100         | Horizontal | Pass    |

The report refers only to the sample tested and does not apply to the bulk.

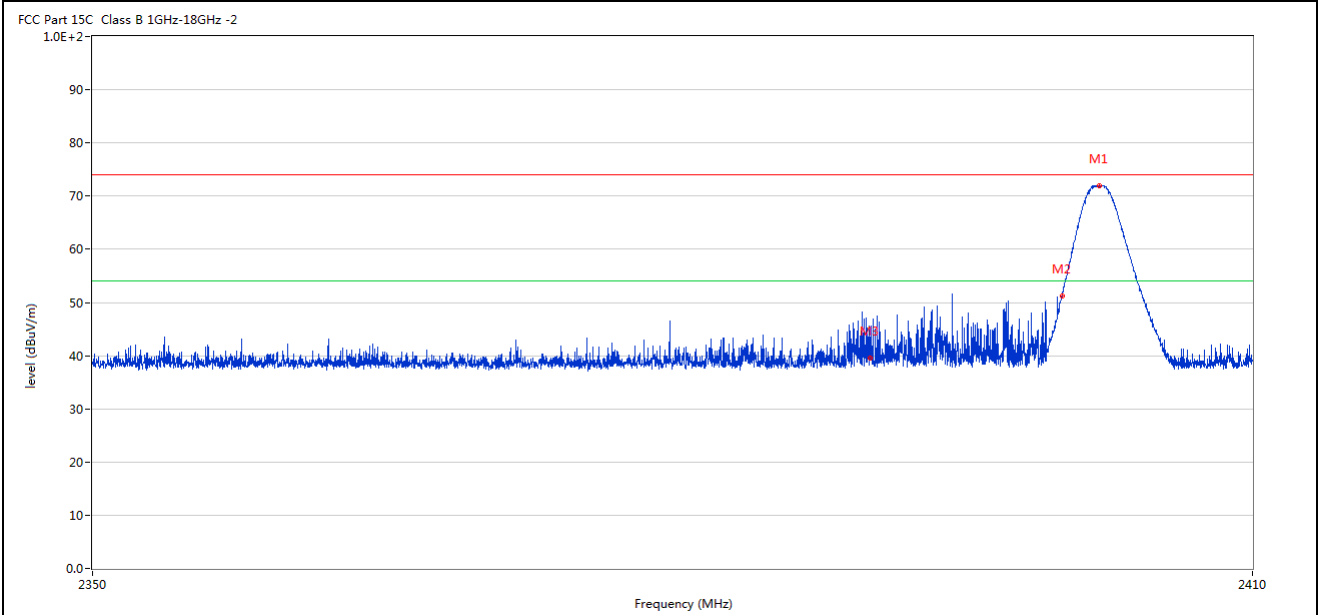
This report is issued in confidence to the client and it will be strictly treated as such by the SHENZHEN TIMEWAY TESTING LABORATORIES. It may not be reproduced rather in its entirety or in part and it may not be used for advertizing. The client to whom the report is issued may, however, show or send it . or a certified copy there of prepared by the SHENZHEN TIMEWAY TESTING LABORATORIES. to his customer. Supplier or others persons directly concerned. SHENZHEN TIMEWAY TESTING LABORATORIES. will not, without the consent of the client enter into any discussion of correspondence with any third party concerning the contents of the report.

In the event of the improper use of the report. The SHENZHEN TIMEWAY TESTING LABORATORIES. reserves the rights to withdraw it and to adopt any other remedies which may be appropriate.





|              |                          |              |          |
|--------------|--------------------------|--------------|----------|
| Product:     | FONECOM Video Intercom 7 | Detector     | Vertical |
| Mode         | Keeping Transmitting     | Test Voltage | 120V~    |
| Temperature  | 24 deg. C,               | Humidity     | 56% RH   |
| Test Result: | Pass                     | --           | --       |



| No. | Frequency (MHz) | Results (dBuV/m) | Factor (dB) | Limit (dBuV/m) | Over Limit (dB) | Detector | Table (o) | Height (cm) | ANT      | Verdict |
|-----|-----------------|------------------|-------------|----------------|-----------------|----------|-----------|-------------|----------|---------|
| 1   | 2401.992        | 71.99            | -3.57       | 74.0           | -2.01           | Peak     | 176.00    | 100         | Vertical | Pass    |
| 2   | 2400.042        | 51.28            | -3.57       | 74.0           | -22.72          | Peak     | 176.00    | 100         | Vertical | Pass    |
| 3   | 2390.070        | 39.60            | -3.53       | 74.0           | -34.40          | Peak     | 217.00    | 100         | Vertical | Pass    |

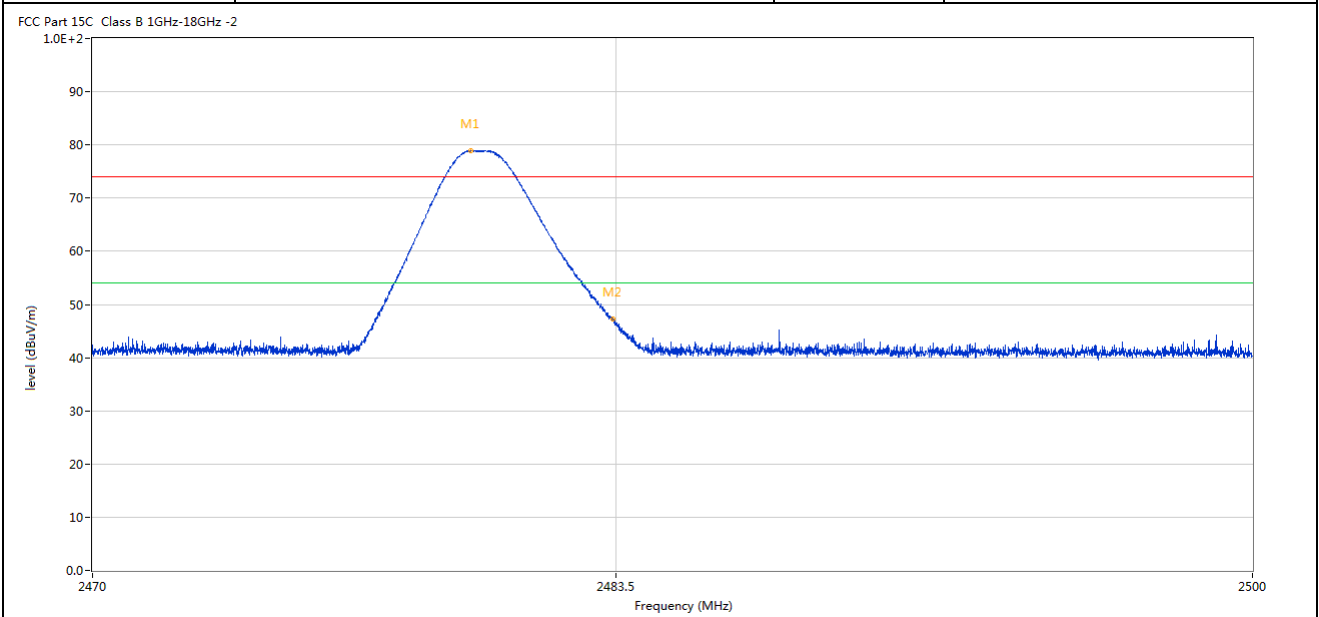
The report refers only to the sample tested and does not apply to the bulk.

This report is issued in confidence to the client and it will be strictly treated as such by the SHENZHEN TIMEWAY TESTING LABORATORIES. It may not be reproduced rather in its entirety or in part and it may not be used for advertizing. The client to whom the report is issued may, however, show or send it . or a certified copy there of prepared by the SHENZHEN TIMEWAY TESTING LABORATORIES. to his customer. Supplier or others persons directly concerned. SHENZHEN TIMEWAY TESTING LABORATORIES. will not, without the consent of the client enter into any discussion of correspondence with any third party concerning the contents of the report.

In the event of the improper use of the report. The SHENZHEN TIMEWAY TESTING LABORATORIES. reserves the rights to withdraw it and to adopt any other remedies which may be appropriate.



|              |                          |              |            |
|--------------|--------------------------|--------------|------------|
| Product:     | FONECOM Video Intercom 7 | Polarity     | Horizontal |
| Mode         | Keeping Transmitting     | Test Voltage | 120V~      |
| Temperature  | 24 deg. C,               | Humidity     | 56% RH     |
| Test Result: | Pass                     | --           | --         |



| No. | Frequency (MHz) | Results (dBuV/m) | Factor (dB) | Limit (dBuV/m) | Over Limit (dB) | Detector | Table (o) | Height (cm) | ANT        | Verdict |
|-----|-----------------|------------------|-------------|----------------|-----------------|----------|-----------|-------------|------------|---------|
| 1   | 2479.748        | 78.95            | -3.57       | 74.0           | 4.95            | Peak     | 203.00    | 100         | Horizontal | N/A     |
| 2   | 2483.422        | 47.29            | -3.57       | 74.0           | -26.71          | Peak     | 209.00    | 100         | Horizontal | Pass    |

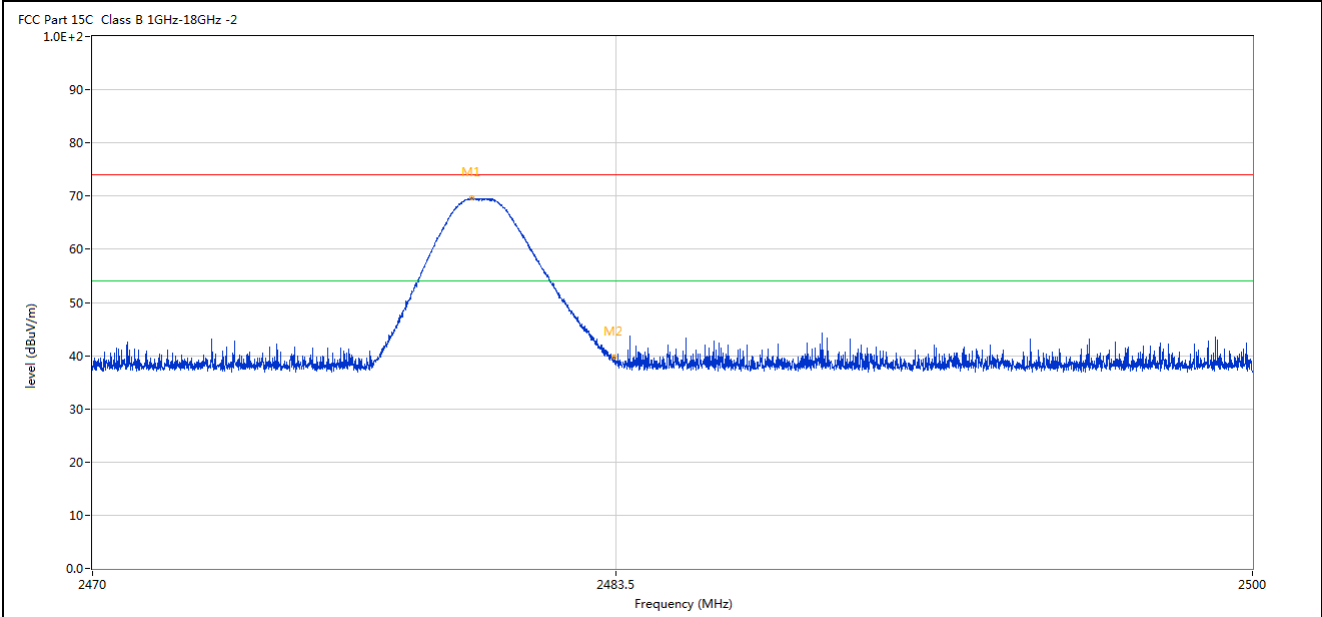
The report refers only to the sample tested and does not apply to the bulk.

This report is issued in confidence to the client and it will be strictly treated as such by the SHENZHEN TIMEWAY TESTING LABORATORIES. It may not be reproduced rather in its entirety or in part and it may not be used for advertizing. The client to whom the report is issued may, however, show or send it . or a certified copy there of prepared by the SHENZHEN TIMEWAY TESTING LABORATORIES. to his customer. Supplier or others persons directly concerned. SHENZHEN TIMEWAY TESTING LABORATORIES. will not, without the consent of the client enter into any discussion of correspondence with any third party concerning the contents of the report.

In the event of the improper use of the report. The SHENZHEN TIMEWAY TESTING LABORATORIES. reserves the rights to withdraw it and to adopt any other remedies which may be appropriate.



|              |                          |              |          |
|--------------|--------------------------|--------------|----------|
| Product:     | FONECOM Video Intercom 7 | Detector     | Vertical |
| Mode         | Keeping Transmitting     | Test Voltage | 120V~    |
| Temperature  | 24 deg. C,               | Humidity     | 56% RH   |
| Test Result: | Pass                     | --           | --       |



| No. | Frequency (MHz) | Results (dBuV/m) | Factor (dB) | Limit (dBuV/m) | Over Limit (dB) | Detector | Table (o) | Height (cm) | ANT      | Verdict |
|-----|-----------------|------------------|-------------|----------------|-----------------|----------|-----------|-------------|----------|---------|
| 1   | 2479.763        | 69.60            | -3.57       | 74.0           | -4.40           | Peak     | 177.00    | 100         | Vertical | Pass    |
| 2   | 2483.449        | 39.67            | -3.57       | 74.0           | -34.33          | Peak     | 138.00    | 100         | Vertical | Pass    |

Note: The PK emission level less than the AV limit. No necessary to record the AV emission level.

The report refers only to the sample tested and does not apply to the bulk.  
This report is issued in confidence to the client and it will be strictly treated as such by the SHENZHEN TIMEWAY TESTING LABORATORIES. It may not be reproduced rather in its entirety or in part and it may not be used for advertizing. The client to whom the report is issued may, however, show or send it . or a certified copy there of prepared by the SHENZHEN TIMEWAY TESTING LABORATORIES. to his customer. Supplier or others persons directly concerned. SHENZHEN TIMEWAY TESTING LABORATORIES. will not, without the consent of the client enter into any discussion of correspondence with any third party concerning the contents of the report.  
In the event of the improper use of the report. The SHENZHEN TIMEWAY TESTING LABORATORIES. reserves the rights to withdraw it and to adopt any other remedies which may be appropriate.



## 8.0 Antenna Requirement

### Applicable Standard

An intentional radiator shall be designed to ensure that no antenna other than that furnished by the responsible party shall be used with the device. The use of a permanently attached antenna or of an antenna that uses a unique coupling to the intentional radiator shall be considered sufficient to comply with the provisions of this section.

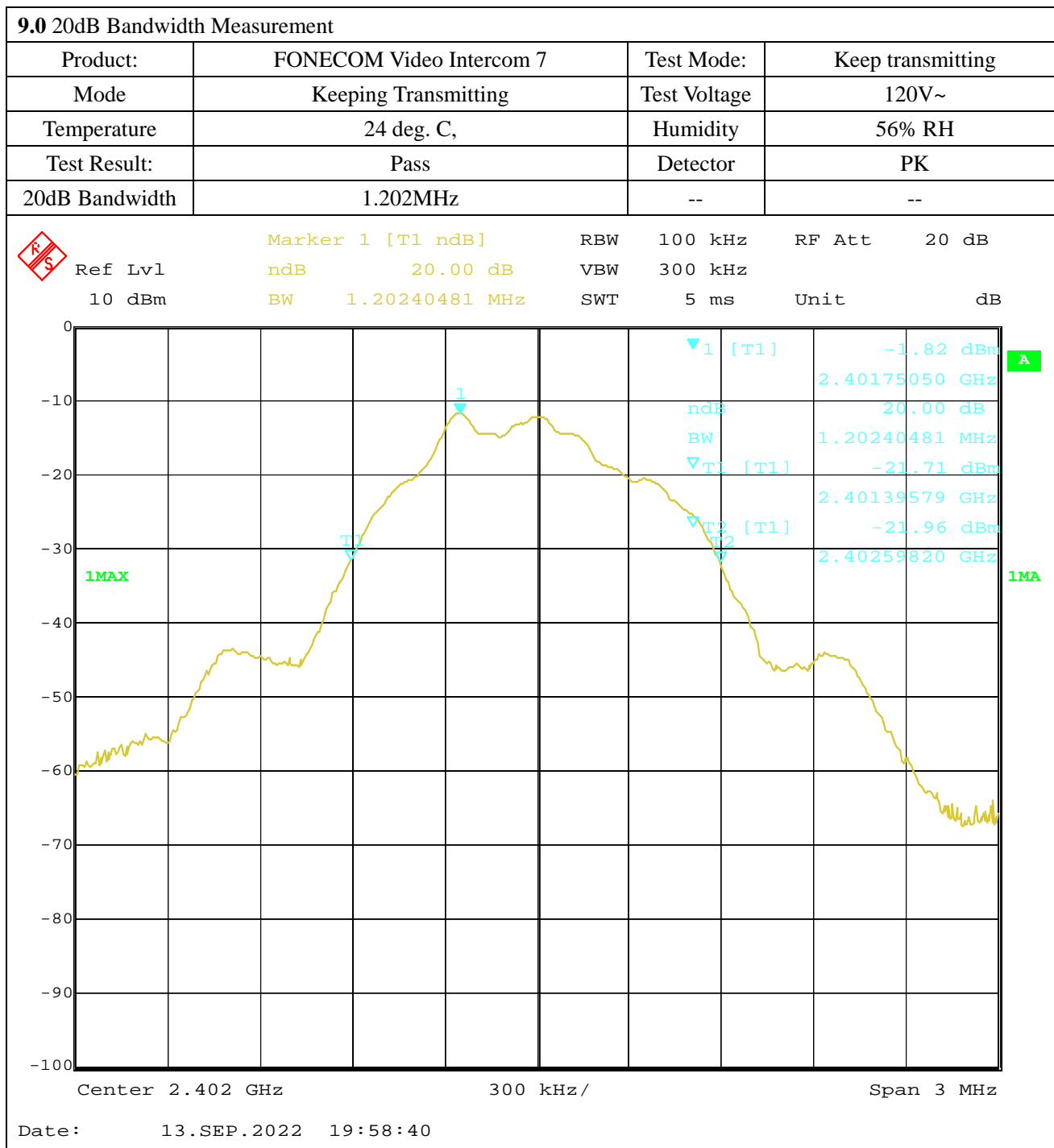
This product has a FPC antenna with gain 2.11dBi maximum. It fulfills the requirement of this section.

Test Result: Pass

The report refers only to the sample tested and does not apply to the bulk.

This report is issued in confidence to the client and it will be strictly treated as such by the SHENZHEN TIMEWAY TESTING LABORATORIES. It may not be reproduced rather in its entirety or in part and it may not be used for advertising. The client to whom the report is issued may, however, show or send it, or a certified copy thereof prepared by the SHENZHEN TIMEWAY TESTING LABORATORIES, to his customer. Supplier or others persons directly concerned. SHENZHEN TIMEWAY TESTING LABORATORIES, will not, without the consent of the client enter into any discussion of correspondence with any third party concerning the contents of the report.

In the event of the improper use of the report. The SHENZHEN TIMEWAY TESTING LABORATORIES, reserves the rights to withdraw it and to adopt any other remedies which may be appropriate.



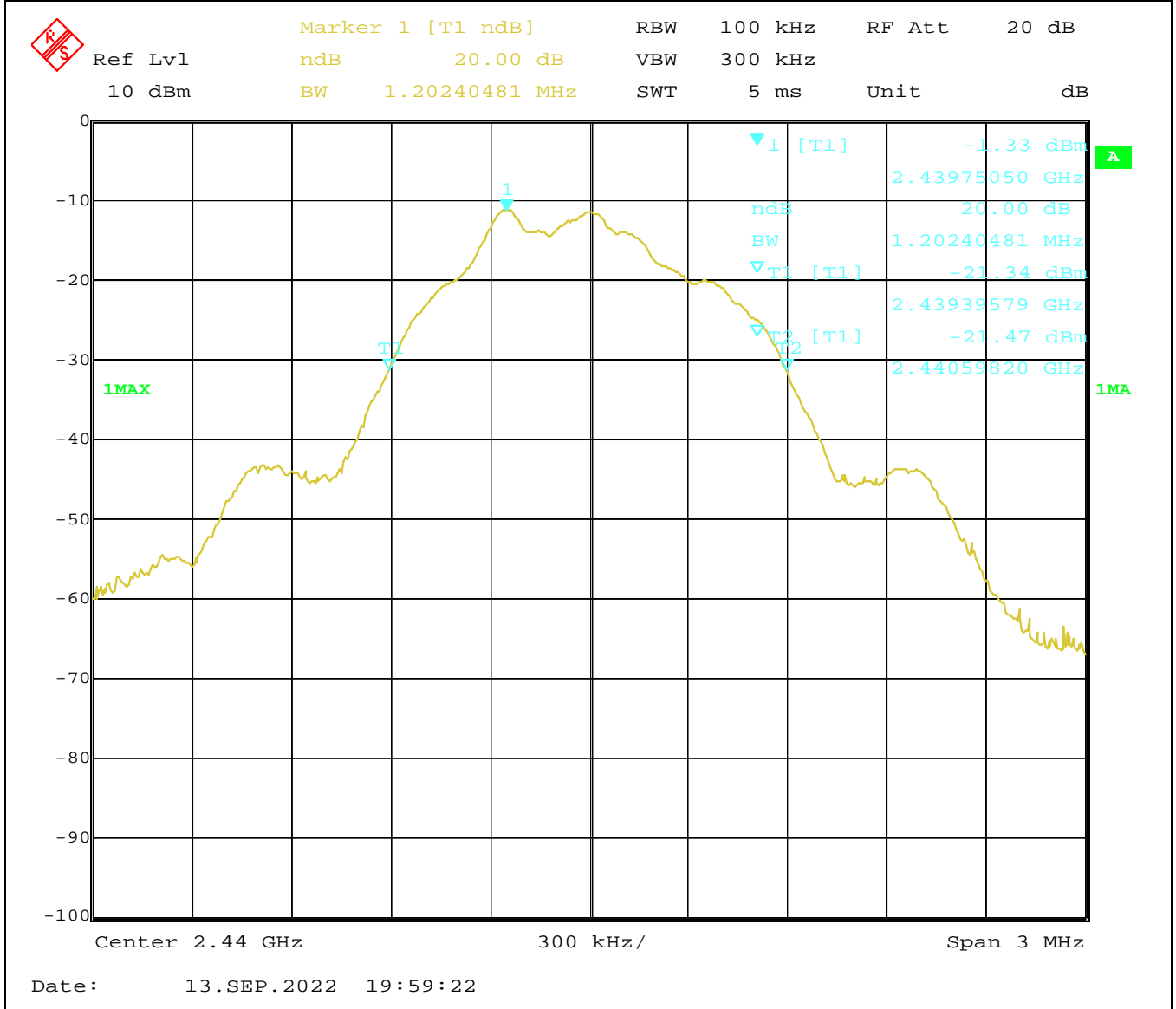
The report refers only to the sample tested and does not apply to the bulk.

This report is issued in confidence to the client and it will be strictly treated as such by the SHENZHEN TIMEWAY TESTING LABORATORIES. It may not be reproduced rather in its entirety or in part and it may not be used for advertising. The client to whom the report is issued may, however, show or send it, or a certified copy thereof prepared by the SHENZHEN TIMEWAY TESTING LABORATORIES, to his customer. Supplier or others persons directly concerned. SHENZHEN TIMEWAY TESTING LABORATORIES, will not, without the consent of the client enter into any discussion of correspondence with any third party concerning the contents of the report.

In the event of the improper use of the report. The SHENZHEN TIMEWAY TESTING LABORATORIES, reserves the rights to withdraw it and to adopt any other remedies which may be appropriate.



|                |                          |              |                   |
|----------------|--------------------------|--------------|-------------------|
| Product:       | FONECOM Video Intercom 7 | Test Mode:   | Keep transmitting |
| Mode           | Keeping Transmitting     | Test Voltage | 120V~             |
| Temperature    | 24 deg. C,               | Humidity     | 56% RH            |
| Test Result:   | Pass                     | Detector     | PK                |
| 20dB Bandwidth | 1.202MHz                 | --           | --                |



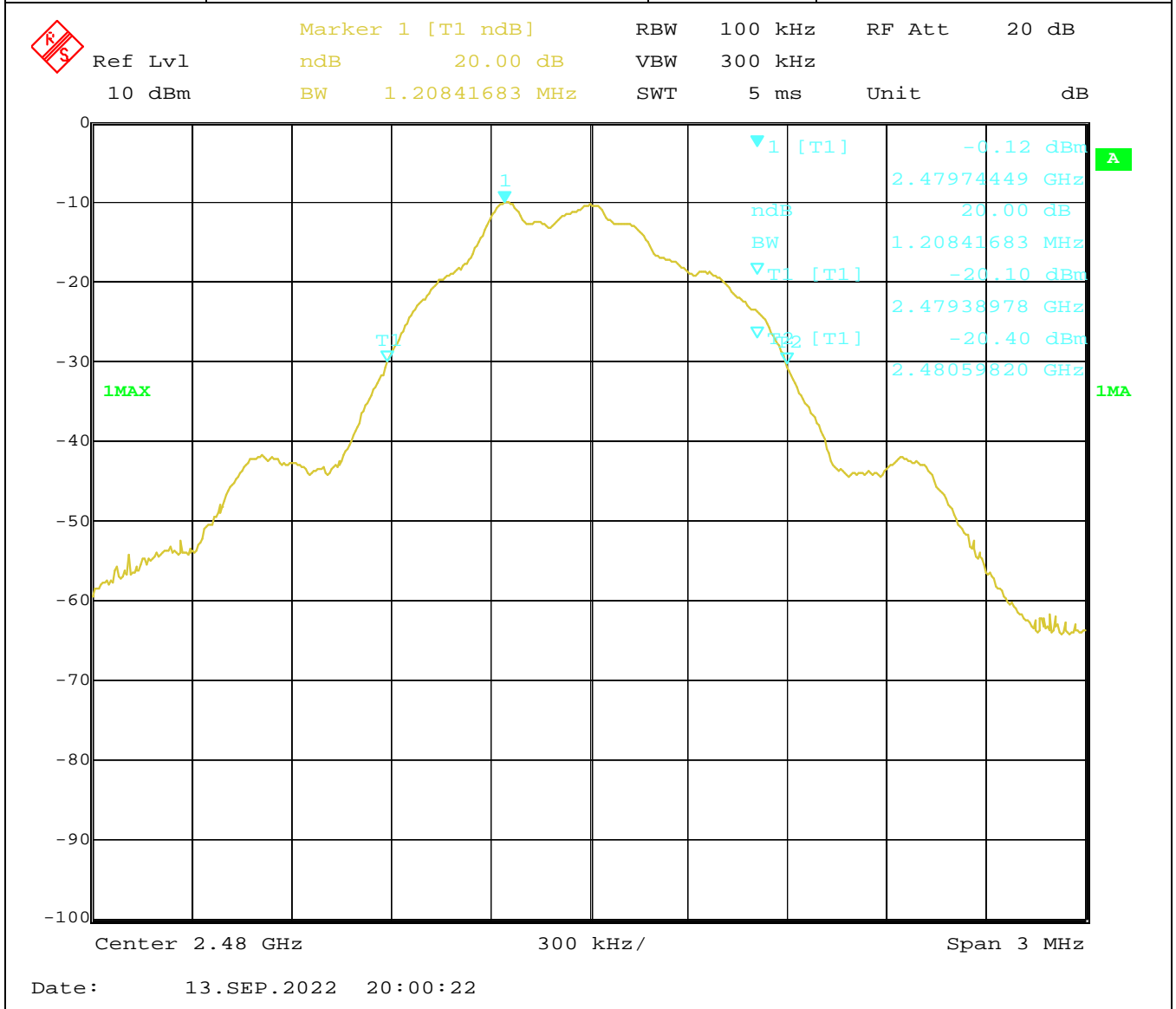
The report refers only to the sample tested and does not apply to the bulk.

This report is issued in confidence to the client and it will be strictly treated as such by the SHENZHEN TIMEWAY TESTING LABORATORIES. It may not be reproduced rather in its entirety or in part and it may not be used for advertising. The client to whom the report is issued may, however, show or send it, or a certified copy thereof prepared by the SHENZHEN TIMEWAY TESTING LABORATORIES, to his customer. Supplier or others persons directly concerned. SHENZHEN TIMEWAY TESTING LABORATORIES, will not, without the consent of the client enter into any discussion of correspondence with any third party concerning the contents of the report.

In the event of the improper use of the report. The SHENZHEN TIMEWAY TESTING LABORATORIES, reserves the rights to withdraw it and to adopt any other remedies which may be appropriate.



|                |                          |              |                   |
|----------------|--------------------------|--------------|-------------------|
| Product:       | FONECOM Video Intercom 7 | Test Mode:   | Keep transmitting |
| Mode           | Keeping Transmitting     | Test Voltage | 120V~             |
| Temperature    | 24 deg. C,               | Humidity     | 56% RH            |
| Test Result:   | Pass                     | Detector     | PK                |
| 20dB Bandwidth | 1.208MHz                 | --           | --                |



The report refers only to the sample tested and does not apply to the bulk.

This report is issued in confidence to the client and it will be strictly treated as such by the SHENZHEN TIMEWAY TESTING LABORATORIES. It may not be reproduced rather in its entirety or in part and it may not be used for advertising. The client to whom the report is issued may, however, show or send it . or a certified copy there of prepared by the SHENZHEN TIMEWAY TESTING LABORATORIES. to his customer. Supplier or others persons directly concerned. SHENZHEN TIMEWAY TESTING LABORATORIES. will not, without the consent of the client enter into any discussion of correspondence with any third party concerning the contents of the report.

In the event of the improper use of the report. The SHENZHEN TIMEWAY TESTING LABORATORIES. reserves the rights to withdraw it and to adopt any other remedies which may be appropriate.



## 10.0 FCC ID Label

### FCC ID: 2A80L-FONECOM7

This device complies with Part 15 of the FCC Rules. Operation is subject to the following two conditions: (1) this device may not cause harmful interference, and (2) this device must accept any interference received, including interference that may cause undesired operation

The label must not be a stick-on paper label. The label on these products must be permanently affixed to the product and readily visible at the time of purchase and must last the expected lifetime of the equipment not be readily detachable.

#### Mark Location:



The report refers only to the sample tested and does not apply to the bulk.

This report is issued in confidence to the client and it will be strictly treated as such by the SHENZHEN TIMEWAY TESTING LABORATORIES. It may not be reproduced rather in its entirety or in part and it may not be used for advertising. The client to whom the report is issued may, however, show or send it, or a certified copy thereof prepared by the SHENZHEN TIMEWAY TESTING LABORATORIES, to his customer. Supplier or others persons directly concerned. SHENZHEN TIMEWAY TESTING LABORATORIES, will not, without the consent of the client enter into any discussion of correspondence with any third party concerning the contents of the report.


In the event of the improper use of the report. The SHENZHEN TIMEWAY TESTING LABORATORIES, reserves the rights to withdraw it and to adopt any other remedies which may be appropriate.





**11.0** Photo of testing

**11.1** Conducted test View--




The report refers only to the sample tested and does not apply to the bulk.

This report is issued in confidence to the client and it will be strictly treated as such by the SHENZHEN TIMEWAY TESTING LABORATORIES. It may not be reproduced rather in its entirety or in part and it may not be used for advertising. The client to whom the report is issued may, however, show or send it, or a certified copy thereof prepared by the SHENZHEN TIMEWAY TESTING LABORATORIES, to his customer. Supplier or others persons directly concerned. SHENZHEN TIMEWAY TESTING LABORATORIES, will not, without the consent of the client enter into any discussion of correspondence with any third party concerning the contents of the report.

In the event of the improper use of the report. The SHENZHEN TIMEWAY TESTING LABORATORIES, reserves the rights to withdraw it and to adopt any other remedies which may be appropriate.



Radiated emission test view



**Photographs – EUT**

Please refer test report TW2208199-01E

**--End of the report--**

The report refers only to the sample tested and does not apply to the bulk.

This report is issued in confidence to the client and it will be strictly treated as such by the SHENZHEN TIMEWAY TESTING LABORATORIES. It may not be reproduced rather in its entirety or in part and it may not be used for advertising. The client to whom the report is issued may, however, show or send it, or a certified copy thereof prepared by the SHENZHEN TIMEWAY TESTING LABORATORIES, to his customer. Supplier or others persons directly concerned. SHENZHEN TIMEWAY TESTING LABORATORIES, will not, without the consent of the client enter into any discussion of correspondence with any third party concerning the contents of the report.

In the event of the improper use of the report. The SHENZHEN TIMEWAY TESTING LABORATORIES, reserves the rights to withdraw it and to adopt any other remedies which may be appropriate.