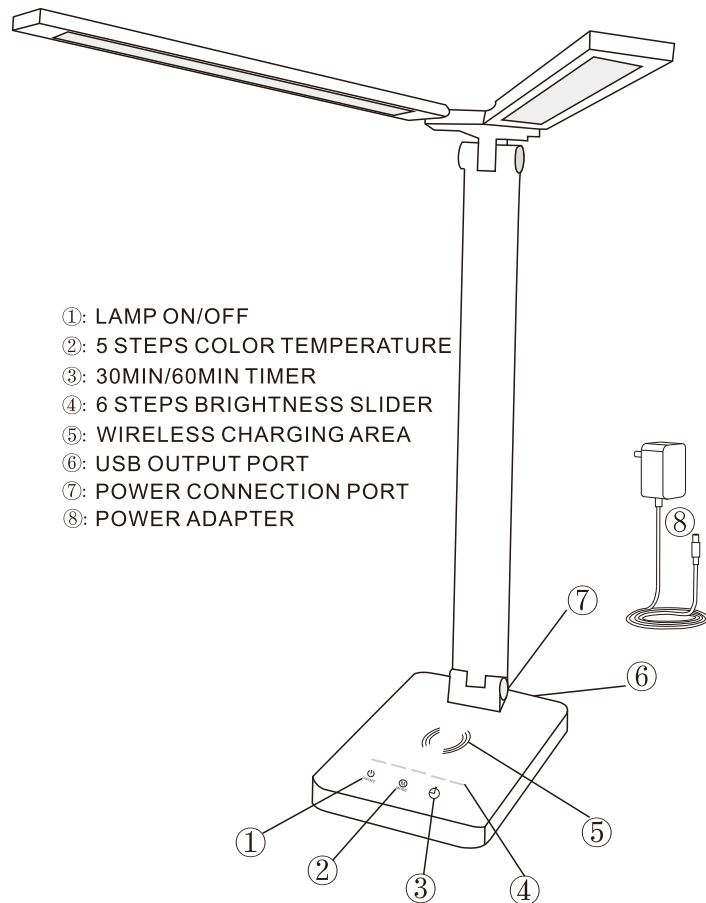


FORDABLE LED TABLE LAMP (WIRELESS CHARGING)

USER MANUAL

MT-862



**Thank you very much for purchasing our products.
Please read the manual carefully before use!**




Specification

Part No.	MT-862
Light Source	72pcs 2835 SMD LED
CCT	2800K/3400K/4500K/5600K/6500K
Input	DC 12V/2A
Lamp Power	10W
Wireless Charging Power	10W
USB Output	5V/1A
Brightness	400lm ± 10%
CRI	Ra>80
Material	ABS + Aluminum
Housing Color	Silver+ white; Black
Switch	Touching
Weight	1150g
Packing List	Lamp; Adapter with Cable; Manual;

*Due to the continuous improvement of products, such as the technical parameters in this manual are modified without prior notice.

User Manual

Connect the adapter with the lamp to the power before use.

1. Touch the  key to turn on/off the lamp.
2. Touch  key to adjust the color temperature, there are 5 steps color temperature adjustable.
3. Touch the  key for 30min/60min timer.
4. Touch the brightness slider to adjust brightness, there are 6 steps brightness.
5. USB output port can offer the power to other devices.
6. Wireless charging function can charge the devices with wireless function, such as mobile phones.

Attention

- Do not self-disassemble the product in case any electric shock happened.
- Please make sure to connect the power correctly in order to maintain normal working.
- Please do not over-adjusting the joint parts of the lamp to avoid any damage.
- Please make sure the lamp to be placed in steady place.
- Please do not use the lamp in the high-temperature or high-humidity environment.
- Please do not look at the LED light source straightly to avoid your eyes hurt.
- Please stop using the product once you find any problems.

FCC WARNING

This device complies with part 15 of the FCC Rules. Operation is subject to the following two conditions: (1) this device may not cause harmful interference, and (2) this device must accept any interference received, including interference that may cause undesired operation.

Any changes or modifications not expressly approved by the party responsible for compliance could void the user's authority to operate the equipment.

NOTE: This equipment has been tested and found to comply with the limits for a Class B digital device, pursuant to Part 15 of the FCC Rules. These limits are designed to provide reasonable protection against harmful interference in a residential installation. This equipment generates, uses and can radiate radio frequency energy and, if not installed and used in accordance with the instructions, may cause harmful interference to radio communications.

However, there is no guarantee that interference will not occur in a particular installation. If this equipment does cause harmful interference to radio or television reception, which can be determined by turning the equipment off and on, the user is encouraged to try to correct the interference by one or more of the following measures:

- Reorient or relocate the receiving antenna.
- Increase the separation between the equipment and receiver.
- Connect the equipment into an outlet on a circuit different from that to which the receiver is connected.
- Consult the dealer or an experienced radio/TV technician for help.

To maintain compliance with FCC's RF Exposure guidelines, This equipment should be installed and operated with minimum 15cm and 20cm distance between the radiator and your body: Use only the supplied antenna.