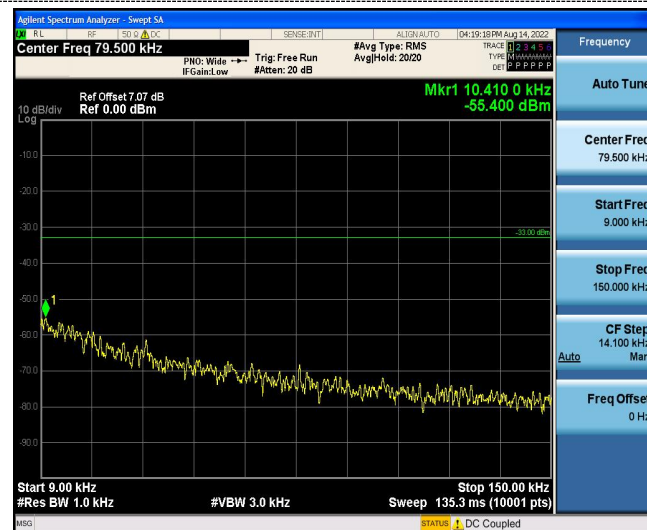
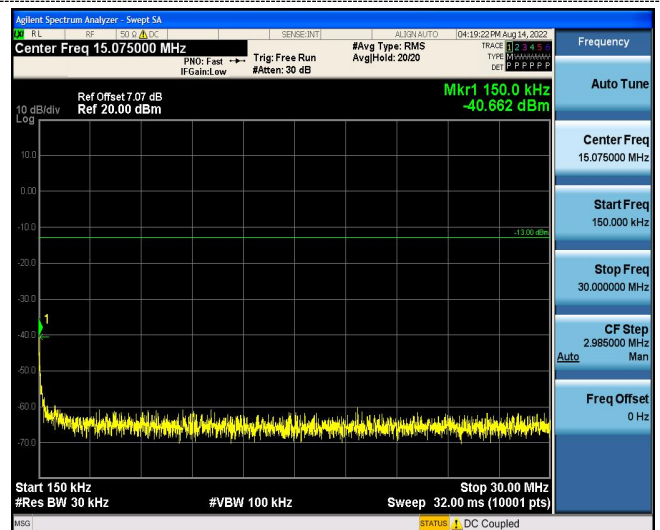


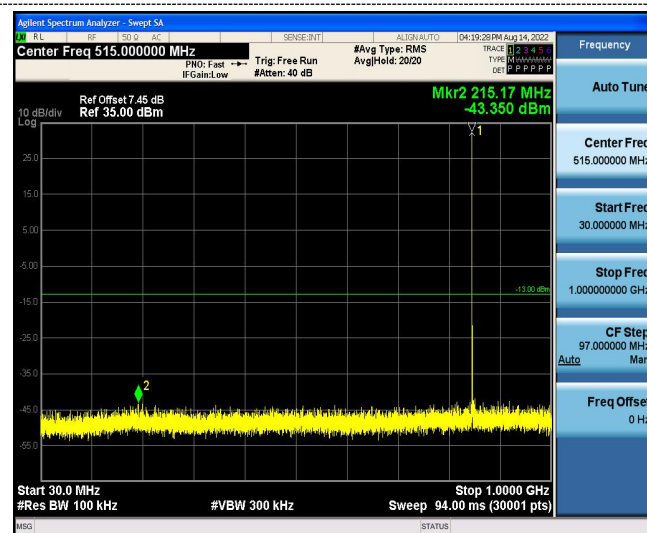
128



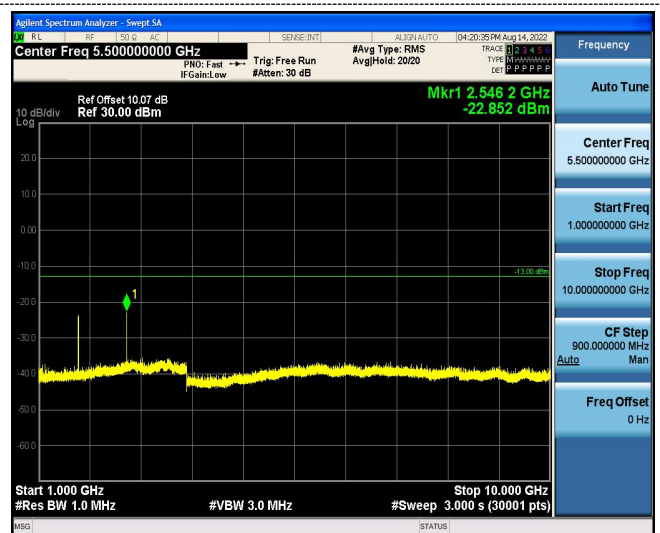
9KHz-150KHz



150KHz-30MHz

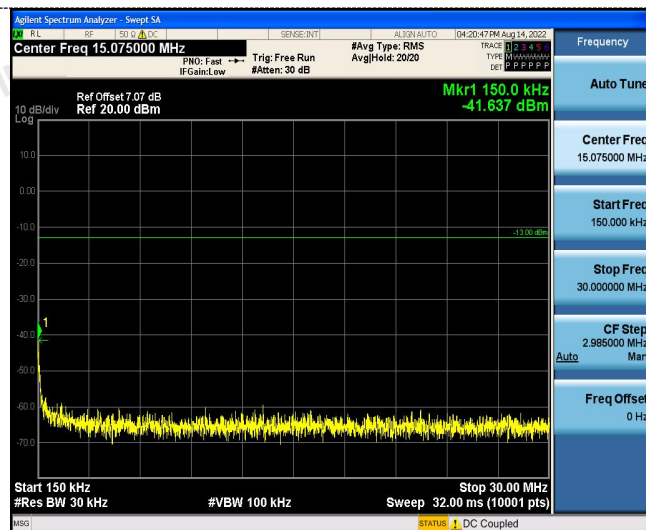
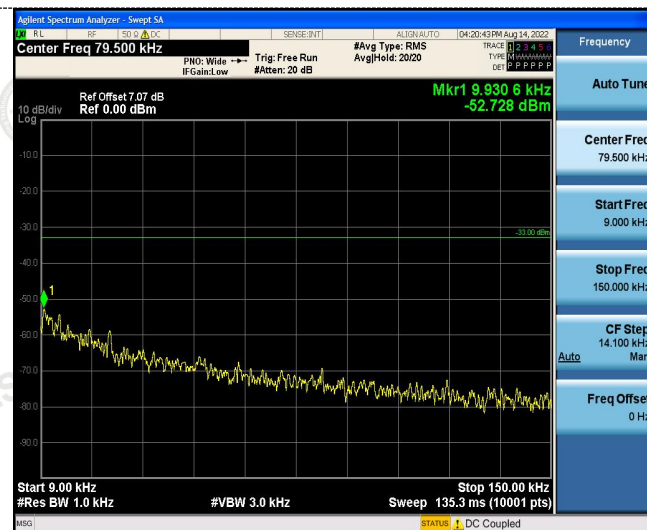


30MHz~1GHz



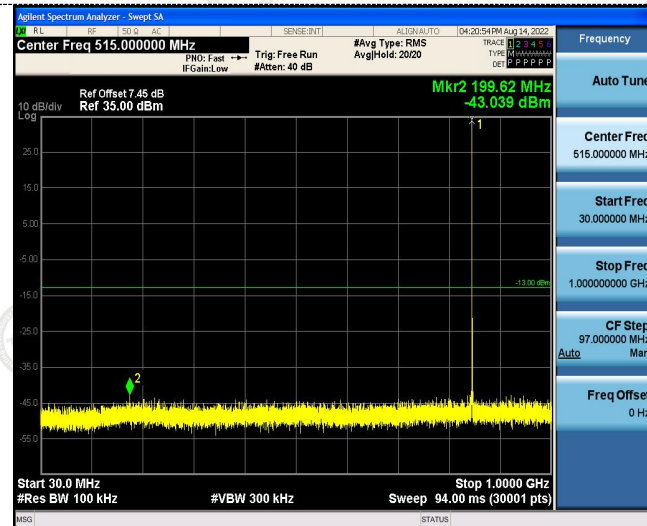
1GHz ~10GHz

190



9KHz-150KHz

150KHz-30MHz



30MHz~1GHz



1GHz ~10GHz

251

#### 4.5.2 For GSM 1900 Test Results

##### A. Test Verdict

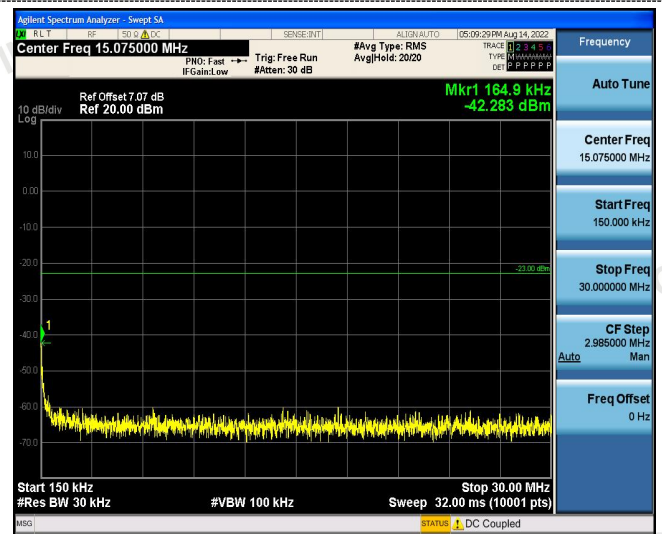
Test Mode/ Channel	Frequency (MHz)	Frequency Range	Limit (dBm)	Verdict
		30MHz -8GHz	-13.00	PASS
		8GHz-20GHz	-13.00	PASS
		30MHz -8GHz	-13.00	PASS
		8GHz-20GHz	-13.00	PASS
		30MHz -8GHz	-13.00	PASS
		8GHz-20GHz	-13.00	PASS

##### Note:

1. In general, the worse case attenuation requirement shown above was applied.
  2. "----" means that the emission level is too low to be measured or at least 20 dB down than the limit.
- ##### B. Test Plots

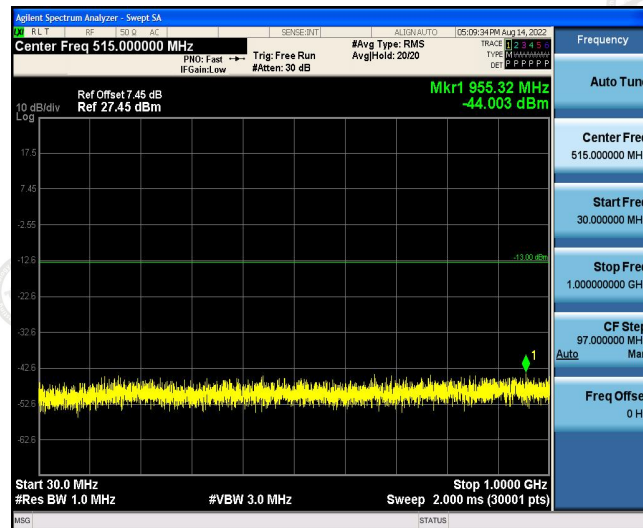
## Test Mode:

## GSM



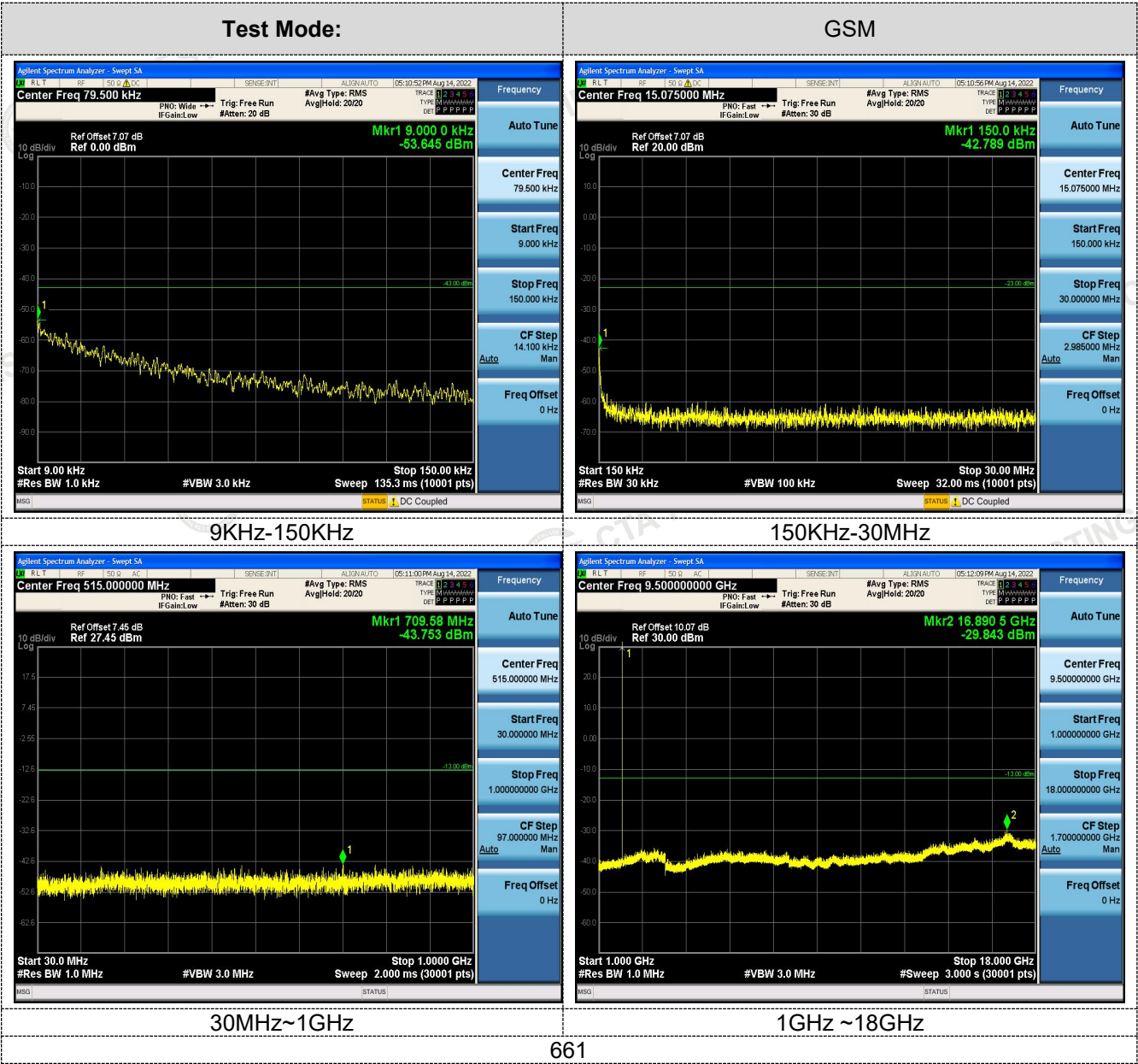
## 9KHz-150KHz

## 150KHz-30MHz



## 30MHz~1GHz

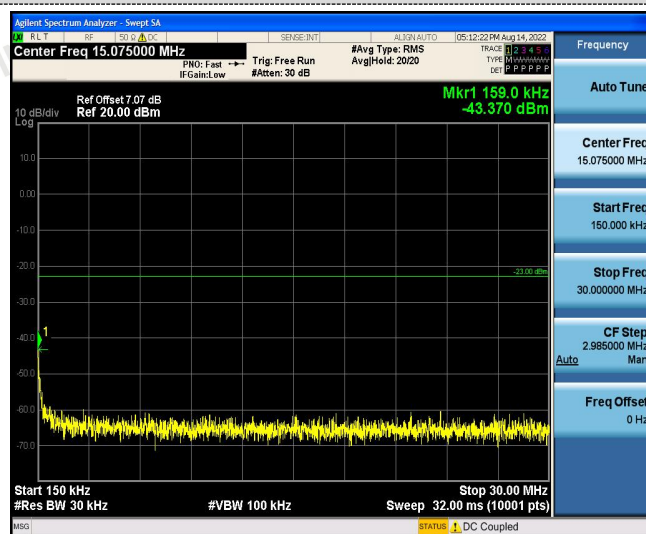
## 1GHz ~18GHz





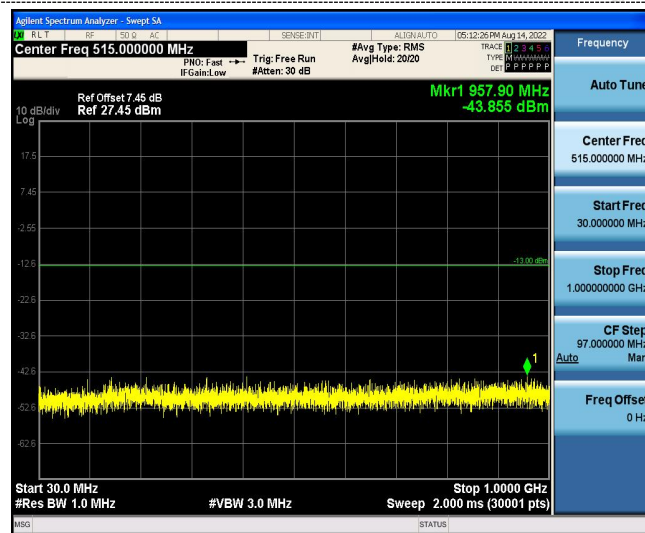
## Test Mode:

## GSM



9KHz-150KHz

150KHz-30MHz



30MHz~1GHz

1GHz ~18GHz

## 4.6 Frequency Stability Test

### TEST APPLICABLE

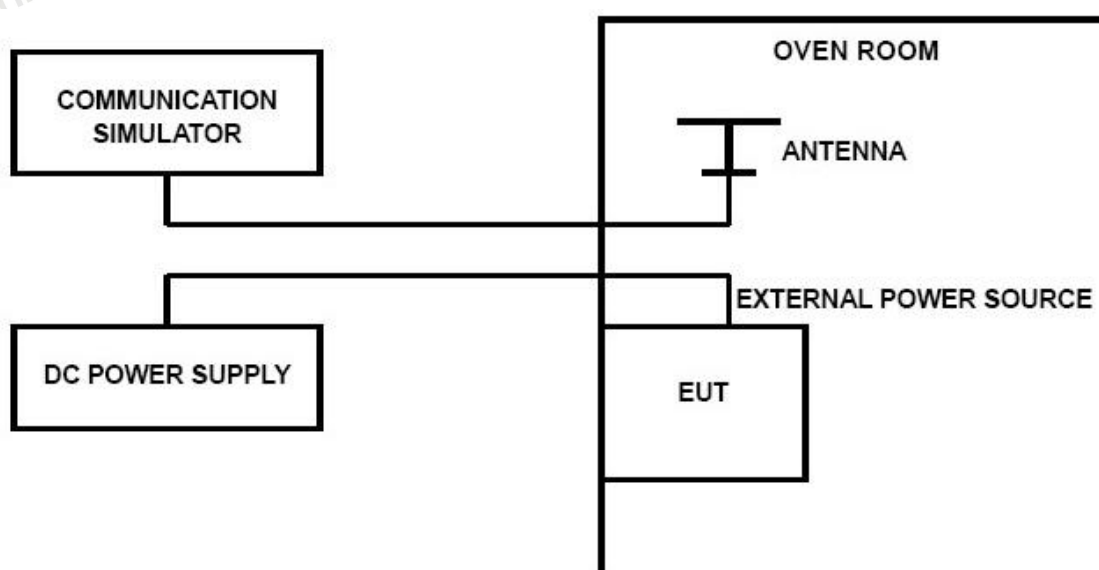
1. According to FCC Part 2 Section 2.1055 (a)(1), the frequency stability shall be measured with variation of ambient temperature from  $-30^{\circ}\text{C}$  to  $+50^{\circ}\text{C}$  centigrade.
2. According to FCC Part 2 Section 2.1055 (E) (2), for battery powered equipment, the frequency stability shall be measured with reducing primary supply voltage to the battery operating end point, which is specified by the manufacture.
3. Vary primary supply voltage from 85 to 115 percent of the nominal value for other than hand carried voltage equipment and the end voltage point was 10.8V.

### TEST PROCEDURE

In order to measure the carrier frequency under the condition of AFC lock, it is necessary to make measurements with the EUT in a "call mode". This is accomplished with the use of R&S CMU200 DIGITAL RADIO COMMUNICATION TESTER.

1. Measure the carrier frequency at room temperature;
2. Subject the EUT to overnight soak at  $-30^{\circ}\text{C}$ ;
3. With the EUT, powered via nominal voltage, connected to the CMU200 and in a simulated call on middle channel of PCS 1900 and GSM850, measure the carrier frequency. These measurements should be made within 2 minutes of Powering up the EUT, to prevent significant self-warming;
4. Repeat the above measurements at  $10^{\circ}\text{C}$  increments from  $-30^{\circ}\text{C}$  to  $+50^{\circ}\text{C}$ . Allow at least 0.5 hours at each temperature, unpowered, before making measurements;
5. Remeasure carrier frequency at room temperature with nominal voltage. Vary supply voltage from minimum voltage to maximum voltage, in 0.1Volt increments remeasuring carrier frequency at each voltage. Pause at nominal voltage for 0.5 hours unpowered, to allow any self-heating to stabilize, before continuing;
6. Subject the EUT to overnight soak at  $+50^{\circ}\text{C}$ ;
7. With the EUT, powered via nominal voltage, connected to the CMU200 and in a simulated call on the centre channel, measure the carrier frequency. These measurements should be made within 2 minutes of Powering up the EUT, to prevent significant self-warming;
8. Repeat the above measurements at  $10^{\circ}\text{C}$  increments from  $+50^{\circ}\text{C}$  to  $-30^{\circ}\text{C}$ . Allow at least 0.5 hours at each temperature, unpowered, before making measurements;
9. At all temperature levels hold the temperature to  $\pm 0.5^{\circ}\text{C}$  during the measurement procedure;

### TEST CONFIGURATION



**TEST LIMITS*****For Hand carried battery powered equipment***

According to the JTC standard the frequency stability of the carrier shall be accurate to within 0.1 ppm of the received frequency from the base station. This accuracy is sufficient to meet Sec. 24.235, Frequency Stability. The frequency stability shall be sufficient to ensure that the fundamental emission stays within the authorized frequency block. As this transceiver is considered "Hand carried, battery powered equipment" Section 2.1055(d)(2) applies. This requires that the lower voltage for frequency stability testing be specified by the manufacturer. This transceiver is specified to operate with an input voltage of between 3.40VDC and 4.20VDC, with a nominal voltage of 3.80 DC. Operation above or below these voltage limits is prohibited by transceiver software in order to prevent improper operation as well as to protect components from overstress. These voltages represent a tolerance of -10 % and +12.5 %. For the purposes of measuring frequency stability these voltage limits are to be used.

***For equipment powered by primary supply voltage***

According to the JTC standard the frequency stability of the carrier shall be accurate to within 0.1 ppm of the received frequency from the base station. This accuracy is sufficient to meet Sec. 24.235, Frequency Stability. The frequency stability shall be sufficient to ensure that the fundamental emission stays within the authorized frequency block. For this EUT section 2.1055(d)(1) applies. This requires varying primary supply voltage from 85 to 115 percent of the nominal value for other than hand carried battery equipment.

**TEST RESULTS**

GSM 850 Middle channel=190 channel=836.6MHz					
DC Power	Temperature (°C)	Frequency error(Hz)	Frequency error(ppm)	Limit (ppm)	Verdict
3.40	25	19.14	0.022884	2.50	PASS
3.70	25	3.65	0.004360	2.50	PASS
4.20	25	8.38	0.010019	2.50	PASS
3.70	-30	15.12	0.018073	2.50	PASS
3.70	-20	5.43	0.006486	2.50	PASS
3.70	-10	2.39	0.002852	2.50	PASS
3.70	0	5.62	0.006717	2.50	PASS
3.70	10	4.77	0.005700	2.50	PASS
3.70	20	4.83	0.005772	2.50	PASS
3.70	30	7.58	0.009055	2.50	PASS
3.70	40	11.09	0.013259	2.50	PASS
3.70	50	34.16	0.040830	2.50	PASS

GSM 1900 Middle channel=661 channel=1880MHz					
DC Power	Temperature (°C)	Frequency error(Hz)	Frequency error(ppm)	Limit (ppm)	Verdict
3.40	25	48.66	0.025884	2.50	PASS
3.70	25	54.43	0.028952	2.50	PASS
4.20	25	59.90	0.031861	2.50	PASS
3.70	-30	59.51	0.031656	2.50	PASS
3.70	-20	51.72	0.027512	2.50	PASS
3.70	-10	55.99	0.029782	2.50	PASS
3.70	0	58.59	0.031165	2.50	PASS
3.70	10	46.03	0.024483	2.50	PASS
3.70	20	60.66	0.032265	2.50	PASS
3.70	30	64.92	0.034531	2.50	PASS
3.70	40	73.21	0.038940	2.50	PASS
3.70	50	78.18	0.041586	2.50	PASS



GPRS 850 Middle channel=190 channel=836.6MHz					
DC Power	Temperature (°C)	Frequency error(Hz)	Frequency error(ppm)	Limit (ppm)	Verdict
3.40	25	16.93	0.020242	2.50	PASS
3.70	25	19.05	0.022775	2.50	PASS
4.20	25	14.48	0.017313	2.50	PASS
3.70	-30	24.12	0.028836	2.50	PASS
3.70	-20	15.92	0.019033	2.50	PASS
3.70	-10	15.01	0.017938	2.50	PASS
3.70	0	11.41	0.013633	2.50	PASS
3.70	10	19.96	0.023864	2.50	PASS
3.70	20	6.20	0.007410	2.50	PASS
3.70	30	21.45	0.025635	2.50	PASS
3.70	40	18.48	0.022085	2.50	PASS
3.70	50	41.24	0.049299	2.50	PASS

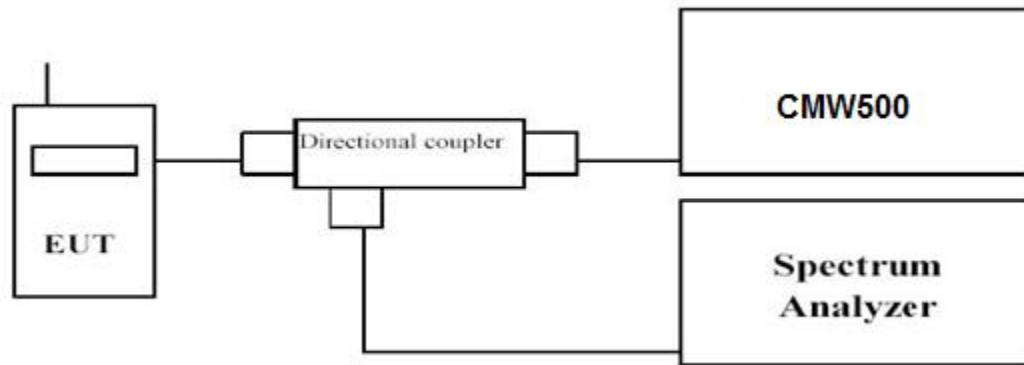
GPRS 1900 Middle channel=661 channel=1880MHz					
DC Power	Temperature (°C)	Frequency error(Hz)	Frequency error(ppm)	Limit (ppm)	Verdict
3.40	25	48.90	0.026013	2.50	PASS
3.70	25	65.91	0.035060	2.50	PASS
4.20	25	57.27	0.030463	2.50	PASS
3.70	-30	65.96	0.035083	2.50	PASS
3.70	-20	77.31	0.041123	2.50	PASS
3.70	-10	73.69	0.039195	2.50	PASS
3.70	0	54.24	0.028852	2.50	PASS
3.70	10	50.53	0.026877	2.50	PASS
3.70	20	65.09	0.034623	2.50	PASS
3.70	30	73.05	0.038855	2.50	PASS
3.70	40	72.70	0.038669	2.50	PASS
3.70	50	68.97	0.036685	2.50	PASS

## 4.7 Peak-to-Average Ratio (PAR)

### LIMIT

The Peak-to-Average Ratio (PAR) of the transmission may not exceed 13 dB.

### TEST CONFIGURATION



### TEST PROCEDURE

Use spectrum to measure the total peak power and record as  $P_{Pk}$ . Use spectrum to measure the total average power and record as  $P_{Avg}$ . Both the peak and average power levels must be expressed in the same logarithmic units (e.g., dBm).

Determine the PAPR from:

$$PAPR (dB) = P_{Pk} (dBm) - P_{Avg} (dBm).$$

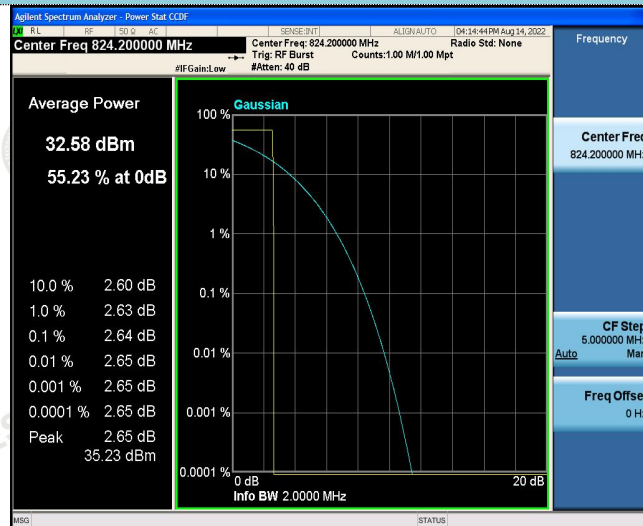
### TEST RESULTS

	<b>GSM 850</b>	<b>GPRS 850</b>
<b>Frequency (MHz)</b>	Measured (dB)	Measured (dB)
824.20	2.64	2.64
836.60	2.63	2.64
848.80	2.63	2.63

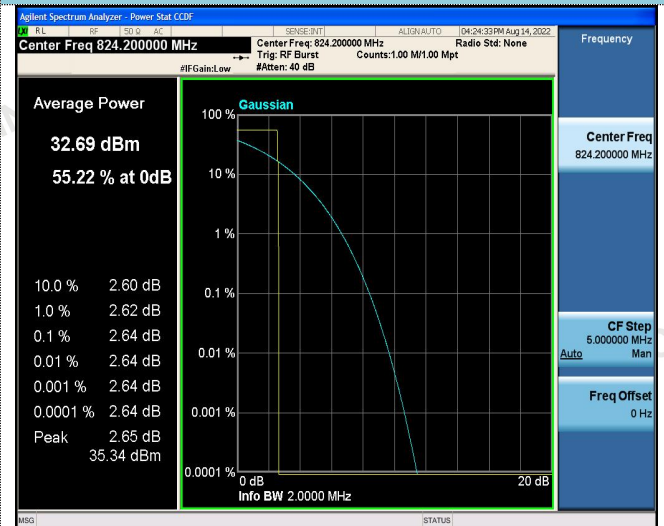
  

	<b>GSM 1900</b>	<b>GPRS 1900</b>
<b>Frequency (MHz)</b>	Measured (dB)	Measured (dB)
1850.20	2.66	2.67
1880.00	2.66	2.66
1909.80	2.66	2.66

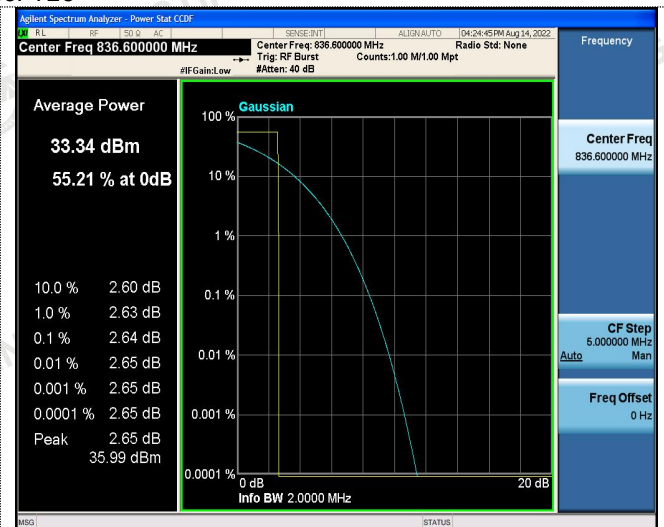
## GSM 850



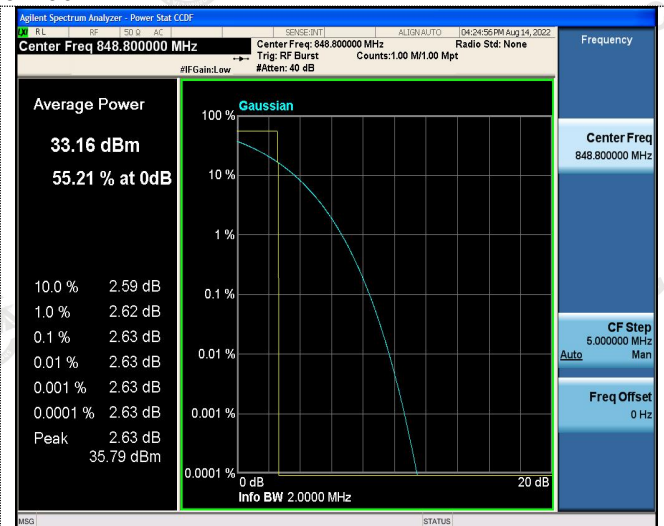
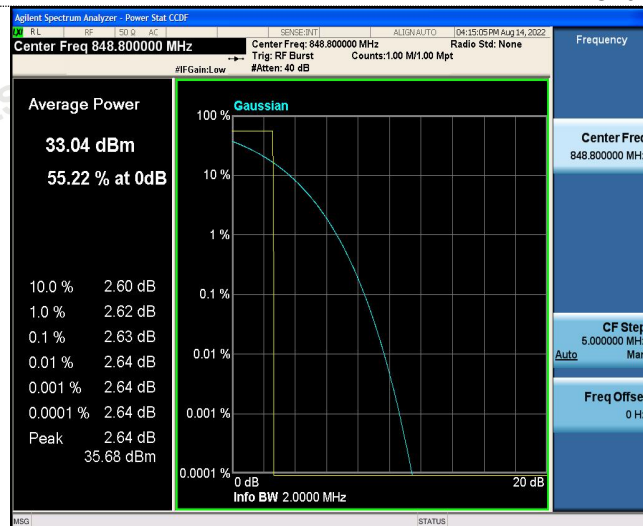
## GPRS 850



## Channel 128



## Channel 190



## Channel 251