



FCC RF Test Report

APPLICANT : Repairify, Inc.
EQUIPMENT : Diagnostic Tool
BRAND NAME : asTech®
MODEL NAME : AIO-5700-4G
FCC ID : 2A8NIAAI14G
STANDARD : FCC Part 15 Subpart C §15.247
CLASSIFICATION : (DTS) Digital Transmission System
TEST DATE(S) : Mar. 25, 2024 ~ Apr. 28, 2024

This product installed a RF module (Brand Name: Quectel, Model Name: SC668S-NA, FCC ID: XMR2022SC668SNA) during the test, only Conducted Power, AC Conducted Emission and RSE test items are tested in this report, all the other test results are leveraged from module RF report.

We, Sporton International Inc. (Kunshan), would like to declare that the tested sample has been evaluated in accordance with the test procedures and has been in compliance with the applicable technical standards.

The test results in this report apply exclusively to the tested model / sample. Without written approval of Sporton International Inc. (Kunshan), the test report shall not be reproduced except in full.

Jason Jia

Approved by: Jason Jia



Sporton International Inc. (Kunshan)

***No. 1098, Pengxi North Road, Kunshan Economic Development Zone Jiangsu Province 215300
People's Republic of China***



TABLE OF CONTENTS

REVISION HISTORY.....	3
SUMMARY OF TEST RESULT	4
1 GENERAL DESCRIPTION.....	5
1.1 Applicant.....	5
1.2 Manufacturer.....	5
1.3 Product Feature of Equipment Under Test.....	5
1.4 Product Specification of Equipment Under Test.....	5
1.5 Modification of EUT	5
1.6 Testing Location	6
1.7 Test Software.....	6
1.8 Applicable Standards.....	6
2 TEST CONFIGURATION OF EQUIPMENT UNDER TEST.....	7
2.1 Carrier Frequency Channel	7
2.2 Test Mode.....	8
2.3 Connection Diagram of Test System.....	9
2.4 Support Unit used in test configuration and system	9
2.5 EUT Operation Test Setup	9
3 TEST RESULT	10
3.1 Output Power Measurement.....	10
3.2 Radiated Band Edges and Spurious Emission Measurement	12
3.3 AC Conducted Emission Measurement.....	16
3.4 Antenna Requirements.....	18
4 LIST OF MEASURING EQUIPMENT.....	19
5 MEASUREMENT UNCERTAINTY.....	20
APPENDIX A. AC CONDUCTED EMISSION TEST RESULT	
APPENDIX B. RADIATED SPURIOUS EMISSION	
APPENDIX C. DUTY CYCLE PLOTS	
APPENDIX D. SETUP PHOTOGRAPHS	



REVISION HISTORY

REPORT NO.	VERSION	DESCRIPTION	ISSUED DATE
FR422003B	Rev. 01	Initial issue of report	May 28, 2024

SUMMARY OF TEST RESULT

Report Section	FCC Rule	Description	Limit	Result	Remark
-	15.247(a)(2)	6dB Bandwidth	$\geq 0.5\text{MHz}$	Pass	1
-	-	99% Bandwidth	-	Report only	1
3.1	15.247(b)(3)	Peak Output Power	$\leq 30\text{dBm}$	Pass	-
-	15.247(e)	Power Spectral Density	$\leq 8\text{dBm}/3\text{kHz}$	Pass	1
-	15.247(d)	Conducted Band Edges and Spurious Emission	$\leq 20\text{dBc}$	Pass	1
3.2	15.247(d)	Radiated Band Edges and Spurious Emission	15.209(a) & 15.247(d)	Pass	Under limit 8.66 dB at 2498.98 MHz
3.3	15.207	AC Conducted Emission	15.207(a)	Pass	Under limit 12.02 dB at 0.341 MHz
3.4	15.203 & 15.247(b)	Antenna Requirement	15.203 & 15.247(b)	Pass	-
Remark: The conducted test results were leveraged from module RF report which can refer to Report No. 311713A.					

Conformity Assessment Condition:

- The test results (PASS/FAIL) with all measurement uncertainty excluded are presented against the regulation limits or in accordance with the requirements stipulated by the applicant/manufacturer who shall bear all the risks of non-compliance that may potentially occur if measurement uncertainty is taken into account.
- The measurement uncertainty please refer to each test result in the section "Measurement Uncertainty"

Disclaimer:

The product specifications of the EUT presented in the test report that may affect the test assessments are declared by the manufacturer who shall take full responsibility for the authenticity.



1 General Description

1.1 Applicant

Repairify, Inc.

5700 Tennyson PKWY, STE 600, Plano, TX 75024

1.2 Manufacturer

Launch Tech Co., Ltd.

Launch Industrial Park, North of Wuhe Avenue, Banxuegang, Longgang, Shenzhen 518031

1.3 Product Feature of Equipment Under Test

Product Feature	
Equipment	Diagnostic Tool
Brand Name	asTech®
Model Name	AIO-5700-4G
FCC ID	2A8NIAAI14G
IMEI Code	Conducted: 865696060076162/866914028793748 Conduction: 865696060076162/866914028793748 Radiation: 865696060076063/866914028793730
HW Version	V1.2
SW Version	SC668SNANAR02A05_BP01.001V02_QDM550
EUT Stage	Identical Prototype

Remark: The above EUT's information was declared by manufacturer. Please refer to the specifications or user's manual for more detailed description.

1.4 Product Specification of Equipment Under Test

Standards-related Product Specification	
Tx/Rx Frequency Range	2402 MHz ~ 2480 MHz
Number of Channels	40
Carrier Frequency of Each Channel	40 Channel(37 hopping + 3 advertising channel)
Maximum Output Power to Antenna	BLE 1Mbps: -1.11 dBm (0.0008 W) BLE 2Mbps: -0.92 dBm (0.0008 W)
Antenna Type / Gain	IFA Antenna with gain 1.71 dBi
Type of Modulation	Bluetooth LE : GFSK

1.5 Modification of EUT

No modifications are made to the EUT during all test items.



1.6 Testing Location

Sporton International Inc. (Kunshan) is accredited to ISO/IEC 17025:2017 by American Association for Laboratory Accreditation with Certificate Number 5145.02.

Test Firm	Sporton International Inc. (Kunshan)		
Test Site Location	No. 1098, Pengxi North Road, Kunshan Economic Development Zone Jiangsu Province 215300 People's Republic of China TEL : +86-512-57900158		
Test Site No.	Sporton Site No.	FCC Designation No.	FCC Test Firm Registration No.
	CO01-KS 03CH08-KS TH01-KS	CN1257	314309

1.7 Test Software

Item	Site	Manufacturer	Name	Version
1.	TH01-KS	Tonscend	JS1120-3 test system China_210602	3.3.10
2.	03CH08-KS	AUDIX	E3	210616
3.	CO01-KS	AUDIX	E3	6.2009-8-24

1.8 Applicable Standards

According to the specifications of the manufacturer, the EUT must comply with the requirements of the following standards:

- ♦ 47 CFR Part 15 Subpart C §15.247
- ♦ FCC KDB 558074 D01 15.247 Meas Guidance v05r02
- ♦ ANSI C63.10-2013

Remark: All test items were verified and recorded according to the standards and without any deviation during the test.



2 Test Configuration of Equipment Under Test

2.1 Carrier Frequency Channel

Frequency Band	Channel	Freq. (MHz)	Channel	Freq. (MHz)
2400-2483.5 MHz	0	2402	21	2444
	1	2404	22	2446
	2	2406	23	2448
	3	2408	24	2450
	4	2410	25	2452
	5	2412	26	2454
	6	2414	27	2456
	7	2416	28	2458
	8	2418	29	2460
	9	2420	30	2462
	10	2422	31	2464
	11	2424	32	2466
	12	2426	33	2468
	13	2428	34	2470
	14	2430	35	2472
	15	2432	36	2474
	16	2434	37	2476
	17	2436	38	2478
	18	2438	39	2480
	19	2440	-	-
	20	2442	-	-

2.2 Test Mode

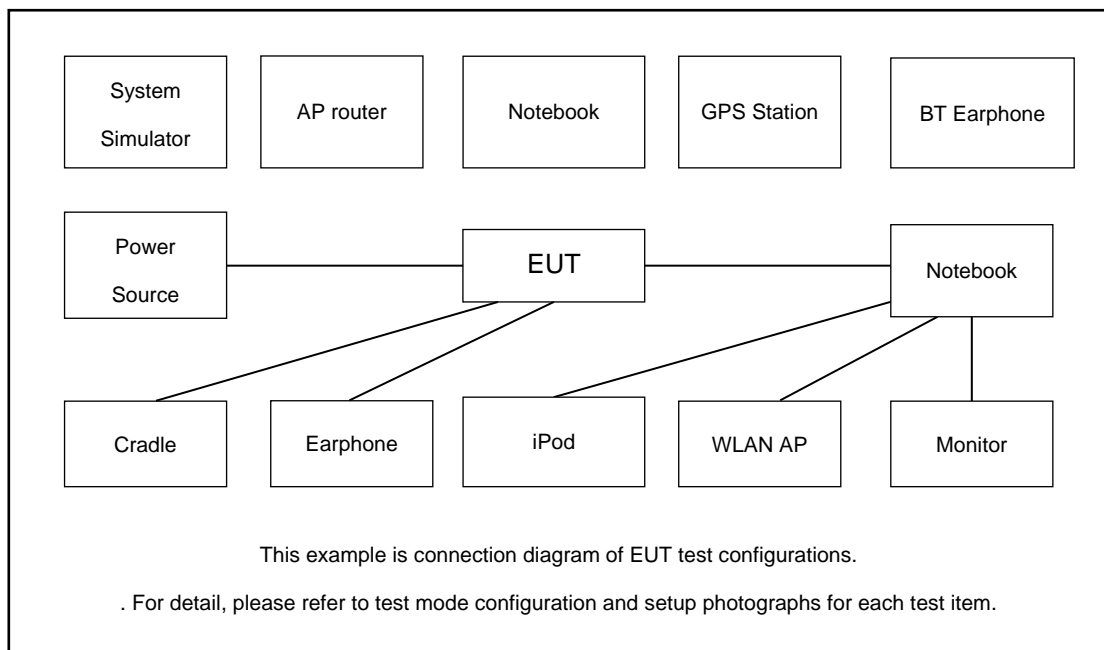
- a. The EUT has been associated with peripherals and configuration operated in a manner tended to maximize its emission characteristics in a typical application. Frequency range investigated: conduction emission (150 kHz to 30 MHz), radiation emission (9 kHz to the 10th harmonic of the highest fundamental frequency or to 40 GHz, whichever is lower). For radiated measurement, pre-scanned in three orthogonal panels, X, Y, Z. The worst cases (Y plane) were recorded in this report.
- b. AC power line Conducted Emission was tested under maximum output power.

The following summary table is showing all test modes to demonstrate in compliance with the standard.

Summary table of Test Cases	
Test Item	Data Rate / Modulation
	Bluetooth – LE / GFSK
Conducted TCs	Mode 1: Bluetooth Tx CH00_2402 MHz_BLE 1Mbps
	Mode 2: Bluetooth Tx CH19_2440 MHz_BLE 1Mbps
	Mode 3: Bluetooth Tx CH39_2480 MHz_BLE 1Mbps
	Mode 4: Bluetooth Tx CH00_2402 MHz_BLE 2Mbps
	Mode 5: Bluetooth Tx CH19_2440 MHz_BLE 2Mbps
	Mode 6: Bluetooth Tx CH39_2480 MHz_BLE 2Mbps
Radiated TCs	Mode 1: Bluetooth Tx CH00_2402 MHz_BLE 1Mbps
	Mode 2: Bluetooth Tx CH19_2440 MHz_BLE 1Mbps
	Mode 3: Bluetooth Tx CH39_2480 MHz_BLE 1Mbps
	Mode 4: Bluetooth Tx CH00_2402 MHz_BLE 2Mbps
	Mode 5: Bluetooth Tx CH19_2440 MHz_BLE 2Mbps
	Mode 6: Bluetooth Tx CH39_2480 MHz_BLE 2Mbps
AC Conducted Emission	Mode 1: Band 26 RX(Middle)+ BT Link+ WLAN Link(2.4G)+ USB cable TYPE-C(from Adapter)

Simultaneous transmission
Bluetooth LE(2 Mbps) CH39(2480MHz)+ LTE Band 13 BW=5M

2.3 Connection Diagram of Test System



2.4 Support Unit used in test configuration and system

Item	Equipment	Trade Name	Model Name	FCC ID	Data Cable	Power Cord
1.	System Simulator	Anritus	MT8821C	N/A	N/A	Unshielded, 1.8m
2.	Notebook	Lenovo	G480	QDS-BRCM1050I	N/A	AC I/P: Unshielded, 1.8 m DC O/P: Shielded, 1.8 m
3.	WLAN AP	D-link	DIR-655	KA21R655B1	N/A	Unshielded, 1.8m
4.	Bluetooth Earphone	Lenovo	thinkplus-BH3	N/A	N/A	N/A
5.	SD Card	Kingston	8GB	N/A	N/A	N/A

2.5 EUT Operation Test Setup

For BLE function, the engineering test program was provided and enabled to make EUT continuous transmit.

For AC power line conducted emissions, the EUT was set to connect with the WLAN AP under large package sizes transmission.

3 Test Result

3.1 Output Power Measurement

3.1.1 Limit of Output Power

For systems using digital modulation in the 2400-2483.5MHz, the limit for peak output power is 30dBm. If transmitting antenna of directional gain greater than 6dBi is used, the peak output power from the intentional radiator shall be reduced below the above stated value by the amount in dB that the directional gain of the antenna exceeds 6 dBi. In case of point-to-point operation, the limit has to be reduced by 1dB for every 3dB that the directional gain of the antenna exceeds 6dBi.

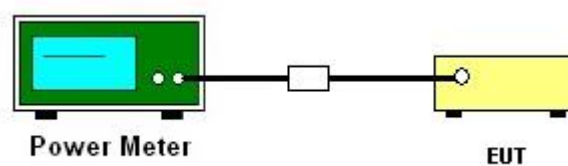
3.1.2 Measuring Instruments

The section 4.0 of List of Measuring Equipment of this test report is used for test.

3.1.3 Test Procedures

1. The testing follows the Measurement Procedure of ANSI C63.10-2013 clause 11.9.1.3 PKPM1 Peak power meter or ANSI C63.10-2013 clause 11.9.2.3.1 Method AVGPM method.
2. The RF output of EUT was connected to the power meter by RF cable and attenuator. The path loss was compensated to the results for each measurement.
3. Set to the maximum power setting and enable the EUT transmit continuously.
4. Measure the conducted output power and record the results in the test report.

3.1.4 Test Setup



**3.1.5 Test Result of Peak Output Power**

Mod.	Data Rate	NTX	CH.	Freq. (MHz)	Peak Conducted Power (dBm)	Conducted Power Limit (dBm)	DG (dBi)	EIRP Power (dBm)	EIRP Power Limit (dBm)	Pass /Fail
BLE	1Mbps	1	0	2402	-2.49	30.00	1.71	-0.78	36.00	Pass
BLE	1Mbps	1	19	2440	-1.98	30.00	1.71	-0.27	36.00	Pass
BLE	1Mbps	1	39	2480	-1.11	30.00	1.71	0.60	36.00	Pass

Mod.	Data Rate	NTX	CH.	Freq. (MHz)	Peak Conducted Power (dBm)	Conducted Power Limit (dBm)	DG (dBi)	EIRP Power (dBm)	EIRP Power Limit (dBm)	Pass /Fail
BLE	2Mbps	1	0	2402	-2.16	30.00	1.71	-0.45	36.00	Pass
BLE	2Mbps	1	19	2440	-1.66	30.00	1.71	0.05	36.00	Pass
BLE	2Mbps	1	39	2480	-0.92	30.00	1.71	0.79	36.00	Pass

3.1.6 Test Result of Average Output Power (Reporting Only)

Mod.	Data Rate	NTX	CH.	Freq. (MHz)	Duty Factor (dB)	Average Conducted Power (dBm)
BLE	1Mbps	1	0	2402	2.04	-2.64
BLE	1Mbps	1	19	2440	2.04	-2.25
BLE	1Mbps	1	39	2480	2.04	-1.31

Mod.	Data Rate	NTX	CH.	Freq. (MHz)	Duty Factor (dB)	Average Conducted Power (dBm)
BLE	2Mbps	1	0	2402	4.83	-2.76
BLE	2Mbps	1	19	2440	4.83	-2.22
BLE	2Mbps	1	39	2480	4.83	-1.55

Note: Power setting is default.

3.2 Radiated Band Edges and Spurious Emission Measurement

3.2.1 Limit of Radiated Band Edges and Spurious Emission

In any 100 kHz bandwidth outside the intentional radiator frequency band, all harmonics/spurious must be at least 20 dB below the highest emission level within the authorized band. If the output power of this device was measured by spectrum analyzer, the attenuation under this paragraph shall be 30 dB instead of 20 dB. In addition, radiated emissions which fall in the restricted bands must also comply with the limits as below.

Frequency (MHz)	Field Strength (microvolts/meter)	Measurement Distance (meters)
0.009 – 0.490	2400/F(kHz)	300
0.490 – 1.705	24000/F(kHz)	30
1.705 – 30.0	30	30
30 – 88	100	3
88 – 216	150	3
216 - 960	200	3
Above 960	500	3

3.2.2 Measuring Instruments

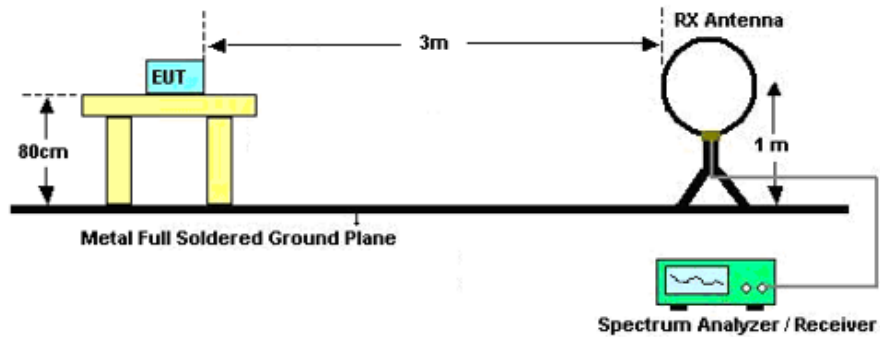
The section 4.0 of List of Measuring Equipment of this test report is used for test.

3.2.3 Test Procedures

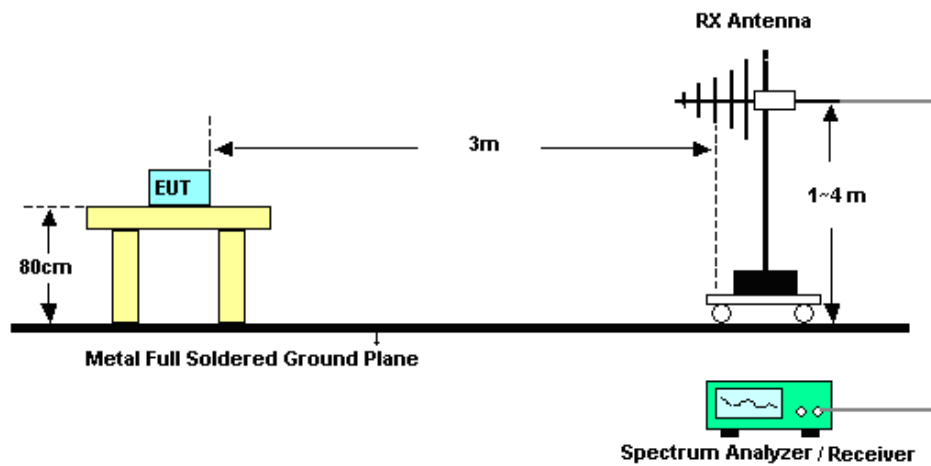
1. The testing follows ANSI C63.10-2013 clause 11.11 & 11.12
2. The EUT was arranged to its worst case and then tune the antenna tower (from 1 m to 4 m) and turntable (from 0 degree to 360 degrees) to find the maximum reading. A pre-amp and a high pass filter are used for the test in order to get better signal level.
3. The EUT was placed on a turntable with 0.8 meter for frequency below 1GHz and 1.5 meter for frequency above 1GHz respectively above ground.
4. The EUT was set 3 meters from the interference receiving antenna, which was mounted on the top of a variable height antenna tower.
5. Corrected Reading: Antenna Factor + Cable Loss + Read Level - Preamp Factor = Level
6. For testing below 1GHz, if the emission level of the EUT in peak mode was 3 dB lower than the limit specified, then peak values of EUT will be reported, otherwise, the emissions will be repeated one by one using the CISPR quasi-peak method and reported.
7. For testing above 1GHz, the emission level of the EUT in peak mode was 20dB lower than peak limit (that means the emission level in average mode also complies with the limit in average mode), then peak values of EUT will be reported, otherwise, the emissions will be measured in average mode again and reported.
8. Use the following spectrum analyzer settings:
 - (1) Span shall wide enough to fully capture the emission being measured;
 - (2) Set RBW=100 kHz for $f < 1 \text{ GHz}$; $\text{VBW} \geq \text{RBW}$; Sweep = auto; Detector function = peak; Trace = max hold;
 - (3) Set RBW = 1 MHz, VBW= 3MHz for $f \geq 1 \text{ GHz}$ for peak measurement.
For average measurement:
 - $\text{VBW} = 10 \text{ Hz}$, when duty cycle is no less than 98 percent.
 - $\text{VBW} \geq 1/T$, when duty cycle is less than 98 percent where T is the minimum transmission duration over which the transmitter is on and is transmitting at its maximum power control level for the tested mode of operation.

3.2.4 Test Setup

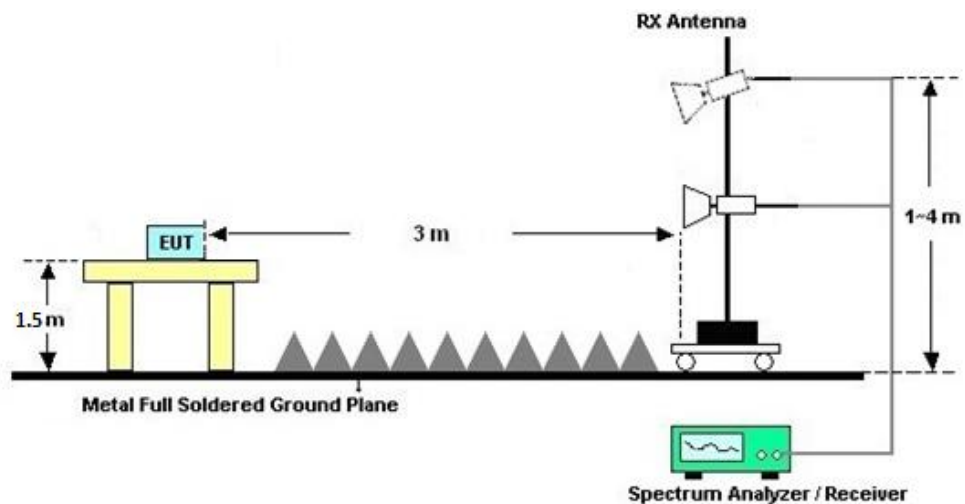
For radiated emissions below 30MHz



For radiated emissions from 30MHz to 1GHz



For radiated emissions above 1GHz





3.2.5 Test Results of Radiated Spurious Emissions (9 kHz ~ 30 MHz)

The low frequency, which started from 9 kHz to 30MHz, was pre-scanned and the result which was 20dB lower than the limit line was not reported.

There is a comparison data of both open-field test site and semi-Anechoic chamber, and the result came out very similar.

3.2.6 Test Result of Radiated Spurious at Band Edges

Please refer to Appendix B.

3.2.7 Duty Cycle

Please refer to Appendix C.

3.2.8 Test Result of Radiated Spurious Emission (30MHz ~ 10th Harmonic or 40GHz, whichever is lower)

Please refer to Appendix B.

3.3 AC Conducted Emission Measurement

3.3.1 Limit of AC Conducted Emission

For equipment that is designed to be connected to the public utility (AC) power line, the radio frequency voltage that is conducted back onto the AC power line on any frequency or frequencies within the band 150 kHz to 30 MHz shall not exceed the limits in the following table.

Frequency of emission (MHz)	Conducted limit (dBμV)	
	Quasi-peak	Average
0.15-0.5	66 to 56*	56 to 46*
0.5-5	56	46
5-30	60	50

*Decreases with the logarithm of the frequency.

3.3.2 Measuring Instruments

The section 4.0 of List of Measuring Equipment of this test report is used for test.

3.3.3 Test Procedures

1. The EUT was placed 0.4 meter from the conducting wall of the shielding room was kept at least 80 centimeters from any other grounded conducting surface.
2. Connect EUT to the power mains through a line impedance stabilization network (LISN).
3. All the support units are connecting to the other LISN.
4. The LISN provides 50 ohm coupling impedance for the measuring instrument.
5. The FCC states that a 50 ohm, 50 microhenry LISN should be used.
6. Both sides of AC line were checked for maximum conducted interference.
7. The frequency range from 150 kHz to 30 MHz was searched.
8. Set the test-receiver system to Peak Detect Function and specified bandwidth (IF Bandwidth = 9kHz) with Maximum Hold Mode. Then measurement is also conducted by Average Detector and Quasi-Peak Detector Function respectively.

3.3.4 Test Setup



3.3.5 Test Result of AC Conducted Emission

Please refer to Appendix A.



3.4 Antenna Requirements

3.4.1 Standard Applicable

If directional gain of transmitting antennas is greater than 6dBi, the power shall be reduced by the same level in dB comparing to gain minus 6dBi. The use of a permanently attached antenna or of an antenna that uses a unique coupling to the intentional radiator shall be considered sufficient to comply with the rule.

3.4.2 Antenna Anti-Replacement Construction

An embedded-in antenna design is used.

3.4.3 Antenna Gain

The antenna peak gain of EUT is less than 6 dBi. Therefore, it is not necessary to reduce maximum peak output power limit.



4 List of Measuring Equipment

Instrument	Manufacturer	Model No.	Serial No.	Characteristics	Calibration Date	Test Date	Due Date	Remark
Spectrum Analyzer	R&S	FSV40	101040	10Hz~40GHz	Oct. 11, 2023	Apr. 28, 2024	Oct. 10, 2024	Conducted (TH01-KS)
Pulse Power Sensor	Anritsu	MA2411B	0917070	300MHz~40GHz	Jan. 02, 2024	Apr. 28, 2024	Jan. 01, 2025	Conducted (TH01-KS)
Power Meter	Anritsu	ML2495A	1005002	50MHz Bandwidth	Jan. 02, 2024	Apr. 28, 2024	Jan. 01, 2025	Conducted (TH01-KS)
EMI Test Receiver	Keysight	N9038A	MY56400023	3Hz~8.5GHz; Max 30dBm	Jan. 04, 2024	Apr. 12, 2024	Jan. 03, 2025	Radiation (03CH08-KS)
Spectrum Analyzer	R&S	FSV40	101932	10kHz~40GHz; Max 30dBm	Oct. 10, 2023	Apr. 12, 2024	Oct. 09, 2024	Radiation (03CH08-KS)
Loop Antenna	R&S	HFH2-Z2E	101125	9kHz~30MHz	Oct. 10, 2023	Apr. 12, 2024	Oct. 09, 2024	Radiation (03CH08-KS)
Bilog Antenna	TESEQ& VGT	CBL 61110	59915	30MHz~1GHz	Aug. 12, 2023	Apr. 12, 2024	Aug. 11, 2024	Radiation (03CH08-KS)
Double Ridge Horn Antenna	ETS-Lindgren	3117	75959	1GHz~18GHz	Mar. 01, 2024	Apr. 12, 2024	Feb. 28, 2025	Radiation (03CH08-KS)
high gain Amplifier	EM	EM01G18GA	060845	1Ghz-18Ghz	Jan. 05, 2024	Apr. 12, 2024	Jan. 04, 2025	Radiation (03CH08-KS)
SHF-EHF Horn	Com-power	AH-840	101070	18GHz~40GHz	Jan. 05, 2024	Apr. 12, 2024	Jan. 04, 2025	Radiation (03CH08-KS)
Amplifier	SONOMA	310N	413741	9KHz-1GHz	Jan. 05, 2024	Apr. 12, 2024	Jan. 04, 2025	Radiation (03CH08-KS)
Amplifier	EM	EM01G18GA	060834	1Ghz-18Ghz	Oct. 10, 2023	Apr. 12, 2024	Oct. 09, 2024	Radiation (03CH08-KS)
Amplifier	MITEQ	EM18G40GGA	060728	18~40GHz	Jan. 04, 2024	Apr. 12, 2024	Jan. 03, 2025	Radiation (03CH08-KS)
AC Power Source	Chroma	61601	616010002473	N/A	NCR	Apr. 12, 2024	NCR	Radiation (03CH08-KS)
Turn Table	EM	EM 1000-T	N/A	0~360 degree	NCR	Apr. 12, 2024	NCR	Radiation (03CH08-KS)
Antenna Mast	EM	EM 1000-A	N/A	1 m~4 m	NCR	Apr. 12, 2024	NCR	Radiation (03CH08-KS)
EMI Receiver	R&S	ESCI7	100768	9kHz~7GHz;	May 16, 2023	Mar. 25, 2024	May 15, 2024	Conduction (CO01-KS)
AC LISN (for auxiliary equipment)	MessTec	AN3016	060103	9kHz~30MHz	Oct. 11, 2023	Mar. 25, 2024	Oct. 10, 2024	Conduction (CO01-KS)
AC LISN	MessTec	AN3016	060105	9kHz~30MHz	May 16, 2023	Mar. 25, 2024	May 15, 2024	Conduction (CO01-KS)
AC Power Source	Chroma	61602	ABP00000811	AC 0V~300V, 45Hz~1000Hz	Oct. 11, 2023	Mar. 25, 2024	Oct. 10, 2024	Conduction (CO01-KS)

NCR: No Calibration Required

5 Measurement Uncertainty

The measurement uncertainties shown below were calculated in accordance with the requirements of ANSI 63.10-2013. All the measurement uncertainty value were shown with a coverage K=2 to indicate 95% level of confidence. The measurement data show herein meets or exceeds the CISPR measurement uncertainty values specified in CISPR 16-4-2 and can be compared directly to specified limit to determine compliance.

Uncertainty of Conducted Measurement

Conducted Power	±0.46 dB
-----------------	----------

Uncertainty of AC Conducted Emission Measurement (0.15 MHz ~ 30 MHz)

Measuring Uncertainty for a Level of Confidence of 95% (U = 2Uc(y))	2.84 dB
---	---------

Uncertainty of Radiated Emission Measurement (9 KHz ~ 30 MHz)

Measuring Uncertainty for a Level of Confidence of 95% (U = 2Uc(y))	3.32 dB
---	---------

Uncertainty of Radiated Emission Measurement (30 MHz ~ 1000 MHz)

Measuring Uncertainty for a Level of Confidence of 95% (U = 2Uc(y))	6.28 dB
---	---------

Uncertainty of Radiated Emission Measurement (1 GHz ~ 18 GHz)

Measuring Uncertainty for a Level of Confidence of 95% (U = 2Uc(y))	4.90 dB
---	---------

Uncertainty of Radiated Emission Measurement (18 GHz ~ 40 GHz)

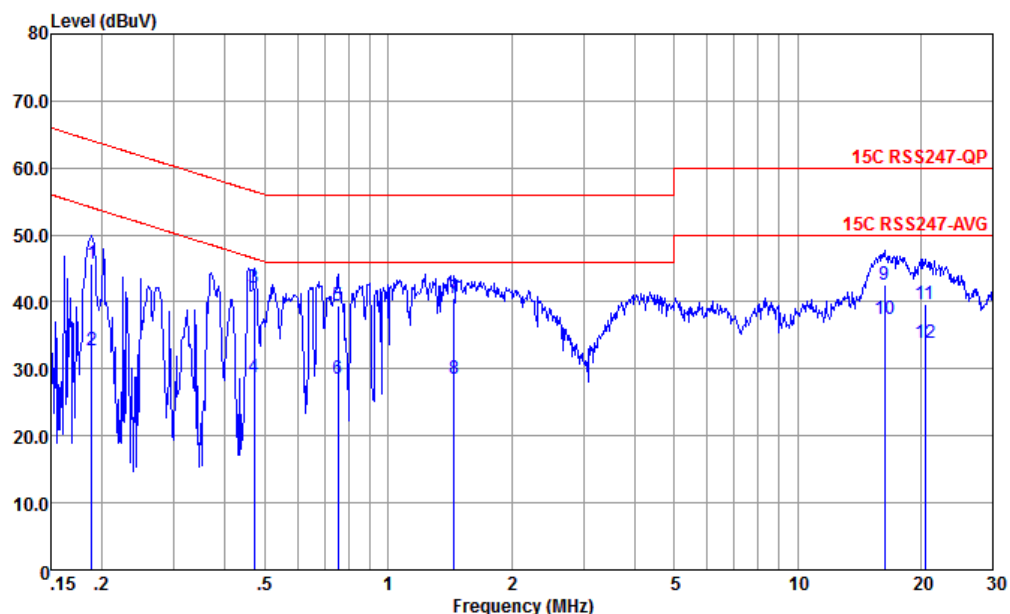
Measuring Uncertainty for a Level of Confidence of 95% (U = 2Uc(y))	5.26 dB
---	---------

----- THE END -----



Appendix A. AC Conducted Emission Test Results

Test Engineer :	Amos Zhang	Temperature :	25.3~26.2°C
		Relative Humidity :	38~40%
Test Voltage :	120Vac / 60Hz	Phase :	Line
Remark :	All emissions not reported here are more than 10 dB below the prescribed limit.		

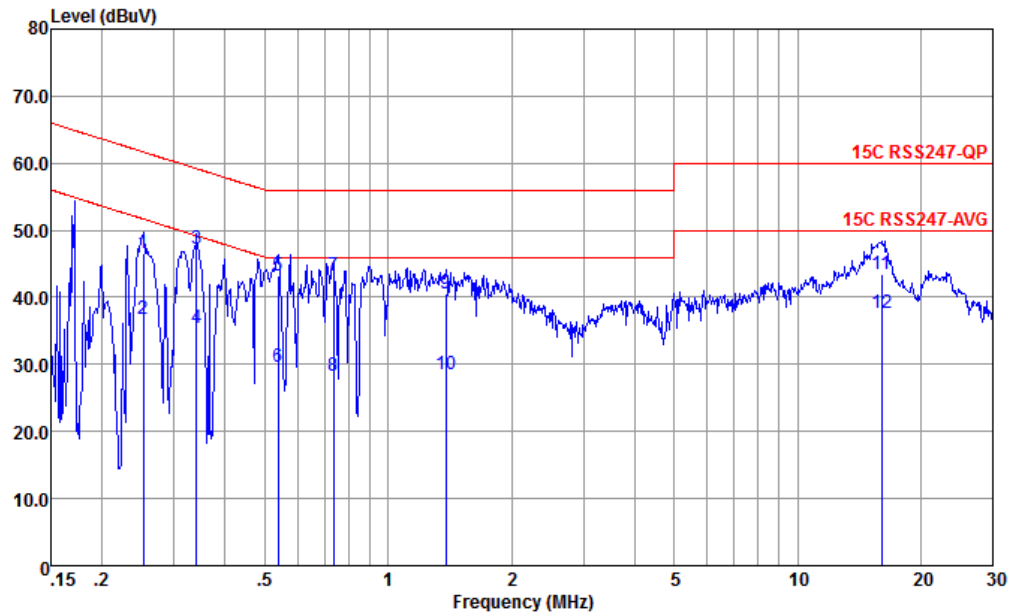


Site : CO01-KS
Condition : 15C RSS247-QP LISN-060105-L 2023 LINE

	Freq	Level	Over	Limit	Read	LISN	Cable	
	MHz	dBuV	Limit	Line	Level	Factor	Loss	Remark
			dB	dBuV	dBuV	dB	dB	
1	0.188	45.65	-18.46	64.11	35.21	0.03	10.41	QP
2	0.188	32.75	-21.36	54.11	22.31	0.03	10.41	Average
3	0.471	42.01	-14.48	56.49	31.79	-0.02	10.24	QP
4	0.471	28.81	-17.68	46.49	18.59	-0.02	10.24	Average
5	0.755	39.55	-16.45	56.00	29.51	-0.08	10.12	QP
6	0.755	28.55	-17.45	46.00	18.51	-0.08	10.12	Average
7	1.449	40.46	-15.54	56.00	30.50	-0.12	10.08	QP
8	1.449	28.46	-17.54	46.00	18.50	-0.12	10.08	Average
9	16.312	42.56	-17.44	60.00	31.50	-0.19	11.25	QP
10 *	16.312	37.36	-12.64	50.00	26.30	-0.19	11.25	Average
11	20.486	39.60	-20.40	60.00	28.60	-0.36	11.36	QP
12	20.486	33.90	-16.10	50.00	22.90	-0.36	11.36	Average



Test Engineer :	Amos Zhang	Temperature :	25.3~26.2°C
		Relative Humidity :	38~40%
Test Voltage :	120Vac / 60Hz	Phase :	Neutral
Remark :	All emissions not reported here are more than 10 dB below the prescribed limit.		



Site : CO01-KS
Condition : 15C RSS247-QP LISN-060105-N 2023 NEUTRAL

	Freq	Level	Over	Limit	Read	LISN	Cable	Remark
	MHz	dBuV	Limit	Line	Level	Factor	Loss	
			dB	dBuV	dBuV	dB	dB	
1	0.252	46.56	-15.13	61.69	36.19	0.00	10.37	QP
2	0.252	36.66	-15.03	51.69	26.29	0.00	10.37	Average
3 *	0.341	47.16	-12.02	59.18	36.90	-0.05	10.31	QP
4	0.341	35.46	-13.72	49.18	25.20	-0.05	10.31	Average
5	0.538	43.33	-12.67	56.00	33.20	-0.07	10.20	QP
6	0.538	29.73	-16.27	46.00	19.60	-0.07	10.20	Average
7	0.735	43.26	-12.74	56.00	33.20	-0.07	10.13	QP
8	0.735	28.26	-17.74	46.00	18.20	-0.07	10.13	Average
9	1.381	40.57	-15.43	56.00	30.60	-0.11	10.08	QP
10	1.381	28.57	-17.43	46.00	18.60	-0.11	10.08	Average
11	16.055	43.40	-16.60	60.00	32.30	-0.14	11.24	QP
12	16.055	37.70	-12.30	50.00	26.60	-0.14	11.24	Average

Note:

- Level(dBμV) = Read Level(dBμV) + LISN Factor(dB) + Cable Loss(dB)
- Over Limit(dB) = Level(dBμV) – Limit Line(dBμV)



Appendix B. Radiated Spurious Emission Test Data

Test Engineer :	Koi Ji	Relative Humidity :	41~42%
		Temperature :	22~23℃

Radiated Spurious Emission Test Modes

Mode	Band (MHz)	Antenna	Modulation	Channel	Frequency	Data Rate	RU	Remark
Mode 1	2400-2483.5	3	Bluetooth-LE	00	2402	1Mbps	-	-
Mode 2	2400-2483.5	3	Bluetooth-LE	19	2440	1Mbps	-	-
Mode 3	2400-2483.5	3	Bluetooth-LE	39	2480	1Mbps	-	-
Mode 4	2400-2483.5	3	Bluetooth-LE	00	2402	2Mbps	-	-
Mode 5	2400-2483.5	3	Bluetooth-LE	19	2440	2Mbps	-	-
Mode 6	2400-2483.5	3	Bluetooth-LE	39	2480	2Mbps	-	-

Co-location

Mode	Band (MHz)	Antenna	Modulation	Channel	Frequency	Data Rate	RU	Remark
Mode 7	2400-2483.5	3	Bluetooth-LE	39	2480	2Mbps	-	-
	LTE Band 13 BW=5M							

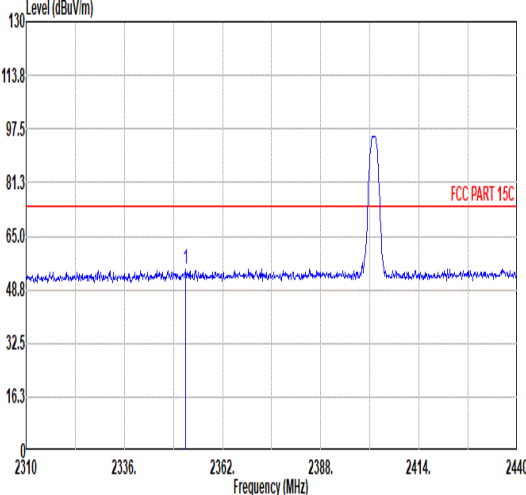
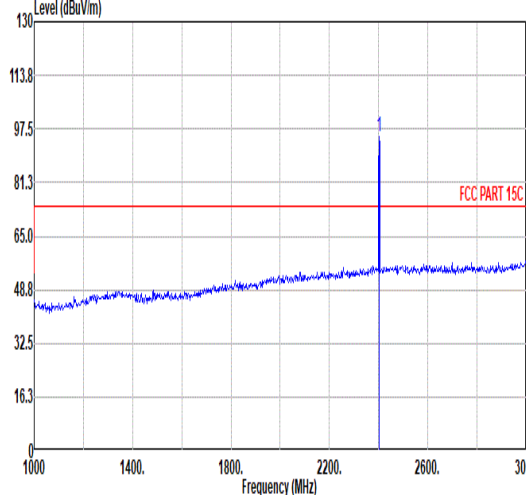
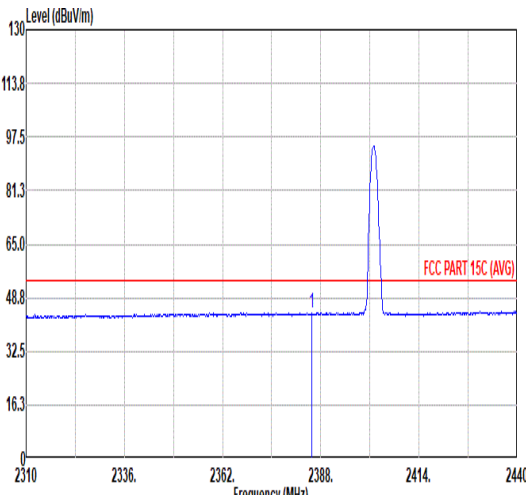
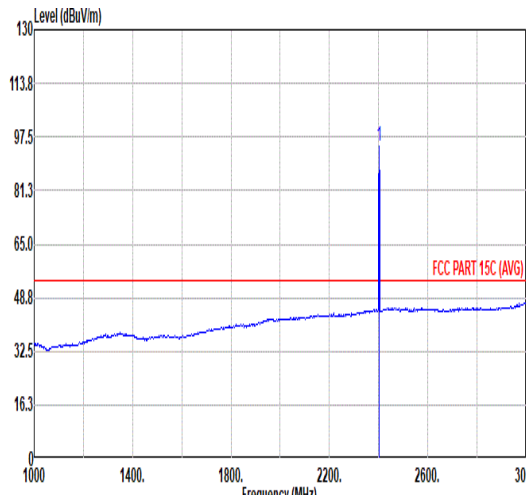
Summary of each worse mode

Mode	Modulation	Ch.	Freq. (MHz)	Level (dBuV/m)	Limit (dBuV/m)	Margin (dB)	Pol.	Peak Avg.	Result	Remark
1	Bluetooth-LE	00	2378.25	44.30	54.00	-9.70	V	AVERAGE	Pass	Band Edge
1	Bluetooth-LE	00	4804.00	39.68	74.00	-34.32	H	PEAK	Pass	Harmonic
2	Bluetooth-LE	19	-	-	-	-	-	-	-	Band Edge
2	Bluetooth-LE	19	7320.00	42.88	74.00	-31.12	H	PEAK	Pass	Harmonic
3	Bluetooth-LE	39	2490.76	44.46	54.00	-9.54	H	AVERAGE	Pass	Band Edge
3	Bluetooth-LE	39	7440.00	43.74	74.00	-30.26	V	PEAK	Pass	Harmonic
4	Bluetooth-LE	00	2381.76	44.98	54.00	-9.02	V	AVERAGE	Pass	Band Edge
4	Bluetooth-LE	00	4804.00	40.22	74.00	-33.78	H	PEAK	Pass	Harmonic
5	Bluetooth-LE	19	-	-	-	-	-	-	-	Band Edge
5	Bluetooth-LE	19	7320.00	42.48	74.00	-31.52	V	PEAK	Pass	Harmonic
6	Bluetooth-LE	39	2494.78	45.18	54.00	-8.82	V	AVERAGE	Pass	Band Edge
6	Bluetooth-LE	39	7440.00	42.65	74.00	-31.35	H	PEAK	Pass	Harmonic

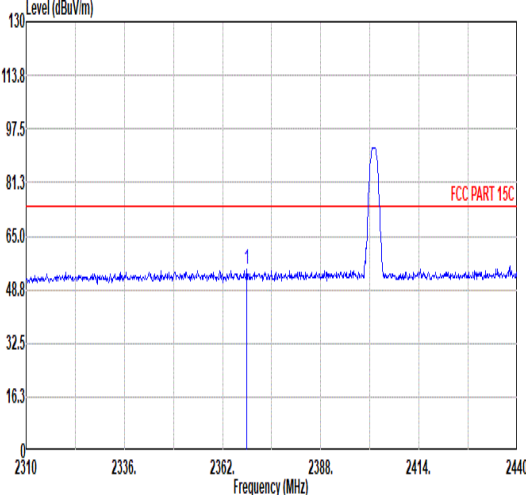
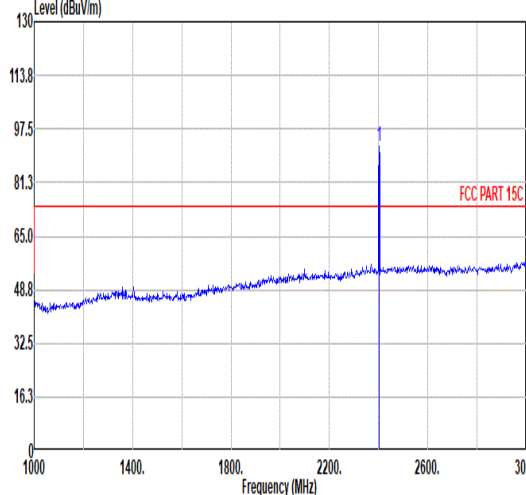
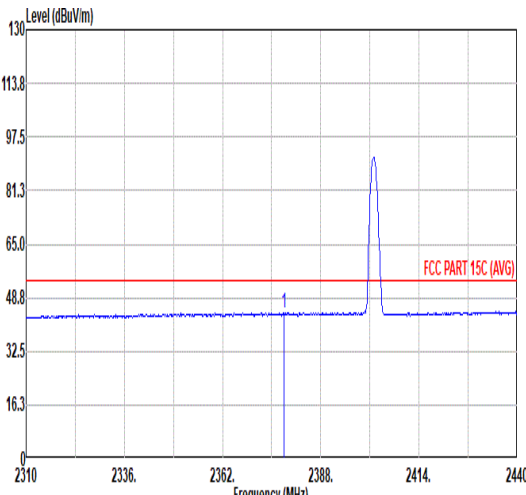
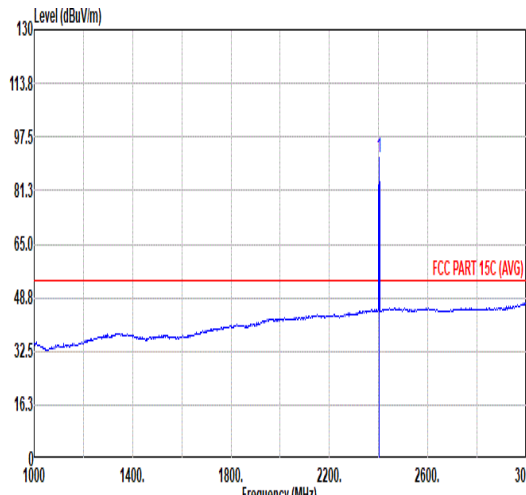
Co-location

Mode	Modulation	Ch.	Freq. (MHz)	Level (dBuV/m)	Limit (dBuV/m)	Margin (dB)	Pol.	Peak Avg.	Result	Remark
7	Bluetooth-LE	39	2498.98	45.34	54.00	-8.66	H	AVERAGE	Pass	Band Edge
	Bluetooth-LE	39	7440.00	43.22	74.00	-30.78	H	PEAK	Pass	Harmonic

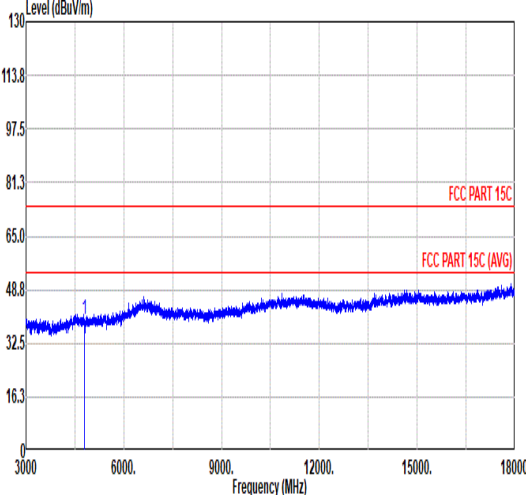
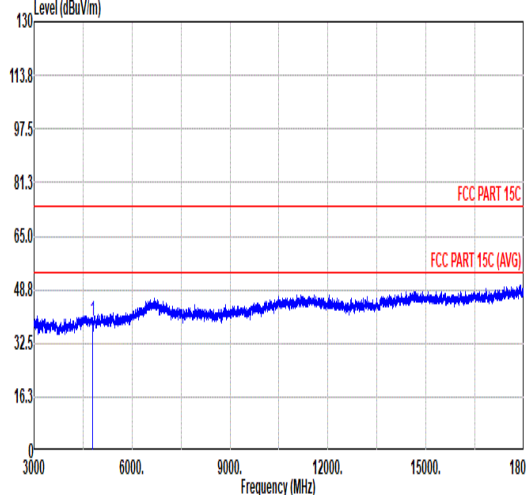


Mode	1																																																																																																														
	Band Edge																																																																																																														
	2400-2483.5_Bluetooth-LE_CH00_2402MHz																																																																																																														
ANT	3																																																																																																														
Pol.	Horizontal						Fundamental																																																																																																								
Peak																																																																																																															
	<table><tr><th></th><th>Limit</th><th>Read</th><th>Ant</th><th>Cable</th><th>Preamp</th><th>Aux</th><th>APos</th><th>TPos</th><th></th></tr><tr><th>Freq</th><th>Level</th><th>Line</th><th>Margin</th><th>Level</th><th>Factor</th><th>Loss</th><th>Factor</th><th>Factor</th><th>Remark</th></tr><tr><th></th><th>MHz</th><th>dBuV/m</th><th>dBuV/m</th><th>dB</th><th>dBuV</th><th>dB/m</th><th>dB</th><th>dB</th><th>cm</th><th>deg</th></tr><tr><td>1</td><td>2352.12</td><td>54.92</td><td>74.00</td><td>-19.08</td><td>38.87</td><td>32.30</td><td>8.69</td><td>30.94</td><td>6.00</td><td>123</td><td>28</td><td>PEAK</td></tr></table>													Limit	Read	Ant	Cable	Preamp	Aux	APos	TPos		Freq	Level	Line	Margin	Level	Factor	Loss	Factor	Factor	Remark		MHz	dBuV/m	dBuV/m	dB	dBuV	dB/m	dB	dB	cm	deg	1	2352.12	54.92	74.00	-19.08	38.87	32.30	8.69	30.94	6.00	123	28	PEAK	<table><tr><th></th><th>Limit</th><th>Read</th><th>Ant</th><th>Cable</th><th>Preamp</th><th>Aux</th><th>APos</th><th>TPos</th><th></th></tr><tr><th>Freq</th><th>Level</th><th>Line</th><th>Margin</th><th>Level</th><th>Factor</th><th>Loss</th><th>Factor</th><th>Factor</th><th>Remark</th></tr><tr><th></th><th>MHz</th><th>dBuV/m</th><th>dBuV/m</th><th>dB</th><th>dBuV</th><th>dB/m</th><th>dB</th><th>dB</th><th>cm</th><th>deg</th></tr><tr><td>1</td><td>2402.00</td><td>95.41</td><td>-----</td><td>-----</td><td>79.14</td><td>32.40</td><td>8.80</td><td>30.93</td><td>6.00</td><td>123</td><td>28</td><td>PEAK</td></tr></table>													Limit	Read	Ant	Cable	Preamp	Aux	APos	TPos		Freq	Level	Line	Margin	Level	Factor	Loss	Factor	Factor	Remark		MHz	dBuV/m	dBuV/m	dB	dBuV	dB/m	dB	dB	cm	deg	1	2402.00	95.41	-----	-----	79.14	32.40	8.80	30.93	6.00	123	28
	Limit	Read	Ant	Cable	Preamp	Aux	APos	TPos																																																																																																							
Freq	Level	Line	Margin	Level	Factor	Loss	Factor	Factor	Remark																																																																																																						
	MHz	dBuV/m	dBuV/m	dB	dBuV	dB/m	dB	dB	cm	deg																																																																																																					
1	2352.12	54.92	74.00	-19.08	38.87	32.30	8.69	30.94	6.00	123	28	PEAK																																																																																																			
	Limit	Read	Ant	Cable	Preamp	Aux	APos	TPos																																																																																																							
Freq	Level	Line	Margin	Level	Factor	Loss	Factor	Factor	Remark																																																																																																						
	MHz	dBuV/m	dBuV/m	dB	dBuV	dB/m	dB	dB	cm	deg																																																																																																					
1	2402.00	95.41	-----	-----	79.14	32.40	8.80	30.93	6.00	123	28	PEAK																																																																																																			
Avg																																																																																																															
	<table><tr><th></th><th>Limit</th><th>Read</th><th>Ant</th><th>Cable</th><th>Preamp</th><th>Aux</th><th>APos</th><th>TPos</th><th></th></tr><tr><th>Freq</th><th>Level</th><th>Line</th><th>Margin</th><th>Level</th><th>Factor</th><th>Loss</th><th>Factor</th><th>Factor</th><th>Remark</th></tr><tr><th></th><th>MHz</th><th>dBuV/m</th><th>dBuV/m</th><th>dB</th><th>dBuV</th><th>dB/m</th><th>dB</th><th>dB</th><th>cm</th><th>deg</th></tr><tr><td>1</td><td>2385.66</td><td>44.20</td><td>54.00</td><td>-9.80</td><td>27.99</td><td>32.37</td><td>8.77</td><td>30.93</td><td>6.00</td><td>123</td><td>28</td><td>AVERAGE</td></tr></table>													Limit	Read	Ant	Cable	Preamp	Aux	APos	TPos		Freq	Level	Line	Margin	Level	Factor	Loss	Factor	Factor	Remark		MHz	dBuV/m	dBuV/m	dB	dBuV	dB/m	dB	dB	cm	deg	1	2385.66	44.20	54.00	-9.80	27.99	32.37	8.77	30.93	6.00	123	28	AVERAGE	<table><tr><th></th><th>Limit</th><th>Read</th><th>Ant</th><th>Cable</th><th>Preamp</th><th>Aux</th><th>APos</th><th>TPos</th><th></th></tr><tr><th>Freq</th><th>Level</th><th>Line</th><th>Margin</th><th>Level</th><th>Factor</th><th>Loss</th><th>Factor</th><th>Factor</th><th>Remark</th></tr><tr><th></th><th>MHz</th><th>dBuV/m</th><th>dBuV/m</th><th>dB</th><th>dBuV</th><th>dB/m</th><th>dB</th><th>dB</th><th>cm</th><th>deg</th></tr><tr><td>1</td><td>2402.00</td><td>94.68</td><td>-----</td><td>-----</td><td>78.41</td><td>32.40</td><td>8.80</td><td>30.93</td><td>6.00</td><td>123</td><td>28</td><td>AVERAGE</td></tr></table>													Limit	Read	Ant	Cable	Preamp	Aux	APos	TPos		Freq	Level	Line	Margin	Level	Factor	Loss	Factor	Factor	Remark		MHz	dBuV/m	dBuV/m	dB	dBuV	dB/m	dB	dB	cm	deg	1	2402.00	94.68	-----	-----	78.41	32.40	8.80	30.93	6.00	123	28
	Limit	Read	Ant	Cable	Preamp	Aux	APos	TPos																																																																																																							
Freq	Level	Line	Margin	Level	Factor	Loss	Factor	Factor	Remark																																																																																																						
	MHz	dBuV/m	dBuV/m	dB	dBuV	dB/m	dB	dB	cm	deg																																																																																																					
1	2385.66	44.20	54.00	-9.80	27.99	32.37	8.77	30.93	6.00	123	28	AVERAGE																																																																																																			
	Limit	Read	Ant	Cable	Preamp	Aux	APos	TPos																																																																																																							
Freq	Level	Line	Margin	Level	Factor	Loss	Factor	Factor	Remark																																																																																																						
	MHz	dBuV/m	dBuV/m	dB	dBuV	dB/m	dB	dB	cm	deg																																																																																																					
1	2402.00	94.68	-----	-----	78.41	32.40	8.80	30.93	6.00	123	28	AVERAGE																																																																																																			

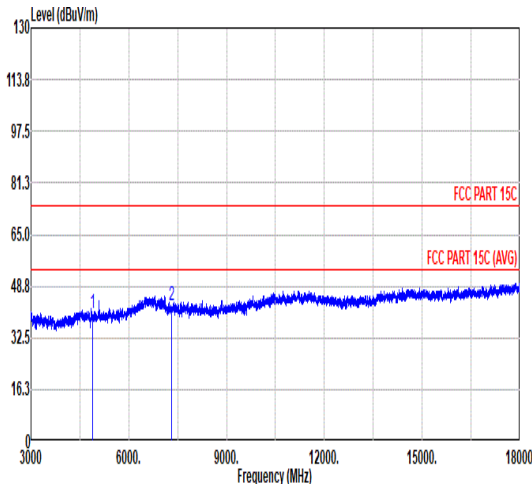
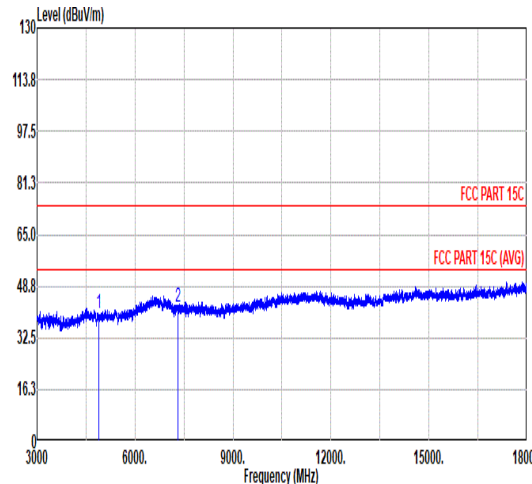


Mode	1																																																																																																														
	Band Edge																																																																																																														
	2400-2483.5_Bluetooth-LE_CH00_2402MHz																																																																																																														
ANT	3																																																																																																														
Pol.	Vertical						Fundamental																																																																																																								
Peak																																																																																																															
	<table><tr><th></th><th>Limit</th><th>Read</th><th>Ant</th><th>Cable</th><th>Preamp</th><th>Aux</th><th>APos</th><th>TPos</th><th></th></tr><tr><th>Freq</th><th>Level</th><th>Line</th><th>Margin</th><th>Level</th><th>Factor</th><th>Loss</th><th>Factor</th><th>Factor</th><th>Remark</th></tr><tr><th></th><th>MHz</th><th>dBuV/m</th><th>dBuV/m</th><th>dB</th><th>dBuV</th><th>dB/m</th><th>dB</th><th>dB</th><th>cm</th><th>deg</th></tr><tr><td>1</td><td>2368.37</td><td>54.84</td><td>74.00</td><td>-19.16</td><td>38.72</td><td>32.34</td><td>8.72</td><td>30.94</td><td>6.00</td><td>101</td><td>236</td><td>PEAK</td></tr></table>													Limit	Read	Ant	Cable	Preamp	Aux	APos	TPos		Freq	Level	Line	Margin	Level	Factor	Loss	Factor	Factor	Remark		MHz	dBuV/m	dBuV/m	dB	dBuV	dB/m	dB	dB	cm	deg	1	2368.37	54.84	74.00	-19.16	38.72	32.34	8.72	30.94	6.00	101	236	PEAK	<table><tr><th></th><th>Limit</th><th>Read</th><th>Ant</th><th>Cable</th><th>Preamp</th><th>Aux</th><th>APos</th><th>TPos</th><th></th></tr><tr><th>Freq</th><th>Level</th><th>Line</th><th>Margin</th><th>Level</th><th>Factor</th><th>Loss</th><th>Factor</th><th>Factor</th><th>Remark</th></tr><tr><th></th><th>MHz</th><th>dBuV/m</th><th>dBuV/m</th><th>dB</th><th>dBuV</th><th>dB/m</th><th>dB</th><th>dB</th><th>cm</th><th>deg</th></tr><tr><td>1</td><td>2402.00</td><td>92.17</td><td>-----</td><td>-----</td><td>75.90</td><td>32.40</td><td>8.80</td><td>30.93</td><td>6.00</td><td>101</td><td>236</td><td>PEAK</td></tr></table>													Limit	Read	Ant	Cable	Preamp	Aux	APos	TPos		Freq	Level	Line	Margin	Level	Factor	Loss	Factor	Factor	Remark		MHz	dBuV/m	dBuV/m	dB	dBuV	dB/m	dB	dB	cm	deg	1	2402.00	92.17	-----	-----	75.90	32.40	8.80	30.93	6.00	101	236
	Limit	Read	Ant	Cable	Preamp	Aux	APos	TPos																																																																																																							
Freq	Level	Line	Margin	Level	Factor	Loss	Factor	Factor	Remark																																																																																																						
	MHz	dBuV/m	dBuV/m	dB	dBuV	dB/m	dB	dB	cm	deg																																																																																																					
1	2368.37	54.84	74.00	-19.16	38.72	32.34	8.72	30.94	6.00	101	236	PEAK																																																																																																			
	Limit	Read	Ant	Cable	Preamp	Aux	APos	TPos																																																																																																							
Freq	Level	Line	Margin	Level	Factor	Loss	Factor	Factor	Remark																																																																																																						
	MHz	dBuV/m	dBuV/m	dB	dBuV	dB/m	dB	dB	cm	deg																																																																																																					
1	2402.00	92.17	-----	-----	75.90	32.40	8.80	30.93	6.00	101	236	PEAK																																																																																																			
Avg																																																																																																															
	<table><tr><th></th><th>Limit</th><th>Read</th><th>Ant</th><th>Cable</th><th>Preamp</th><th>Aux</th><th>APos</th><th>TPos</th><th></th></tr><tr><th>Freq</th><th>Level</th><th>Line</th><th>Margin</th><th>Level</th><th>Factor</th><th>Loss</th><th>Factor</th><th>Factor</th><th>Remark</th></tr><tr><th></th><th>MHz</th><th>dBuV/m</th><th>dBuV/m</th><th>dB</th><th>dBuV</th><th>dB/m</th><th>dB</th><th>dB</th><th>cm</th><th>deg</th></tr><tr><td>1</td><td>2378.25</td><td>44.30</td><td>54.00</td><td>-9.70</td><td>28.12</td><td>32.36</td><td>8.75</td><td>30.93</td><td>6.00</td><td>101</td><td>236</td><td>AVERAGE</td></tr></table>													Limit	Read	Ant	Cable	Preamp	Aux	APos	TPos		Freq	Level	Line	Margin	Level	Factor	Loss	Factor	Factor	Remark		MHz	dBuV/m	dBuV/m	dB	dBuV	dB/m	dB	dB	cm	deg	1	2378.25	44.30	54.00	-9.70	28.12	32.36	8.75	30.93	6.00	101	236	AVERAGE	<table><tr><th></th><th>Limit</th><th>Read</th><th>Ant</th><th>Cable</th><th>Preamp</th><th>Aux</th><th>APos</th><th>TPos</th><th></th></tr><tr><th>Freq</th><th>Level</th><th>Line</th><th>Margin</th><th>Level</th><th>Factor</th><th>Loss</th><th>Factor</th><th>Factor</th><th>Remark</th></tr><tr><th></th><th>MHz</th><th>dBuV/m</th><th>dBuV/m</th><th>dB</th><th>dBuV</th><th>dB/m</th><th>dB</th><th>dB</th><th>cm</th><th>deg</th></tr><tr><td>1</td><td>2402.00</td><td>91.30</td><td>-----</td><td>-----</td><td>75.03</td><td>32.40</td><td>8.80</td><td>30.93</td><td>6.00</td><td>101</td><td>236</td><td>AVERAGE</td></tr></table>													Limit	Read	Ant	Cable	Preamp	Aux	APos	TPos		Freq	Level	Line	Margin	Level	Factor	Loss	Factor	Factor	Remark		MHz	dBuV/m	dBuV/m	dB	dBuV	dB/m	dB	dB	cm	deg	1	2402.00	91.30	-----	-----	75.03	32.40	8.80	30.93	6.00	101	236
	Limit	Read	Ant	Cable	Preamp	Aux	APos	TPos																																																																																																							
Freq	Level	Line	Margin	Level	Factor	Loss	Factor	Factor	Remark																																																																																																						
	MHz	dBuV/m	dBuV/m	dB	dBuV	dB/m	dB	dB	cm	deg																																																																																																					
1	2378.25	44.30	54.00	-9.70	28.12	32.36	8.75	30.93	6.00	101	236	AVERAGE																																																																																																			
	Limit	Read	Ant	Cable	Preamp	Aux	APos	TPos																																																																																																							
Freq	Level	Line	Margin	Level	Factor	Loss	Factor	Factor	Remark																																																																																																						
	MHz	dBuV/m	dBuV/m	dB	dBuV	dB/m	dB	dB	cm	deg																																																																																																					
1	2402.00	91.30	-----	-----	75.03	32.40	8.80	30.93	6.00	101	236	AVERAGE																																																																																																			

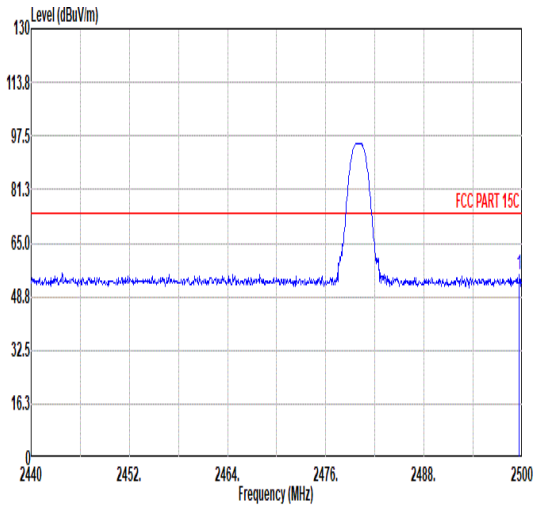
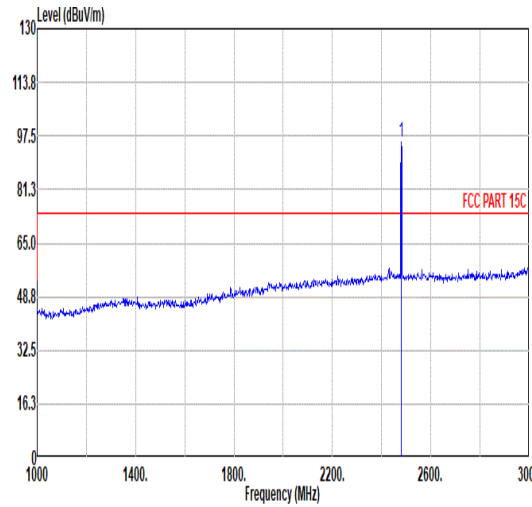
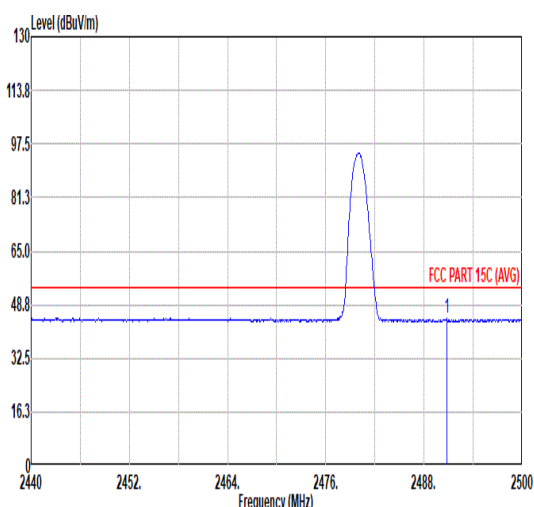
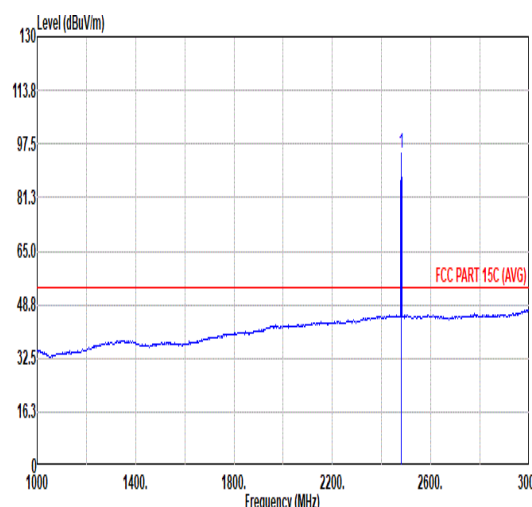


Mode	1																																																																																																
	Harmonic																																																																																																
	2400-2483.5_Bluetooth-LE _CH00_2402MHz																																																																																																
ANT	3																																																																																																
Pol.	Horizontal						Vertical																																																																																										
Peak Avg																																																																																																	
	<table><tr><th></th><th>Limit</th><th>Read</th><th>Ant</th><th>Cable</th><th>Preamp</th><th>Aux</th><th>APos</th><th>TPos</th><th></th></tr><tr><th>Freq</th><th>Level</th><th>Line</th><th>Margin</th><th>Level</th><th>Factor</th><th>Loss</th><th>Factor</th><th>Factor</th><th>Remark</th></tr><tr><th></th><th>MHz</th><th>dBuV/m</th><th>dBuV/m</th><th>dB</th><th>dBuV</th><th>dB/m</th><th>dB</th><th>dB</th><th>cm</th><th>deg</th></tr><tr><td>1</td><td>4804.00</td><td>39.68</td><td>74.00</td><td>-34.32</td><td>58.54</td><td>34.29</td><td>12.54</td><td>65.69</td><td>0.00</td><td>--</td><td>PEAK</td></tr></table>							Limit	Read	Ant	Cable	Preamp	Aux	APos	TPos		Freq	Level	Line	Margin	Level	Factor	Loss	Factor	Factor	Remark		MHz	dBuV/m	dBuV/m	dB	dBuV	dB/m	dB	dB	cm	deg	1	4804.00	39.68	74.00	-34.32	58.54	34.29	12.54	65.69	0.00	--	PEAK	<table><tr><th></th><th>Limit</th><th>Read</th><th>Ant</th><th>Cable</th><th>Preamp</th><th>Aux</th><th>APos</th><th>TPos</th><th></th></tr><tr><th>Freq</th><th>Level</th><th>Line</th><th>Margin</th><th>Level</th><th>Factor</th><th>Loss</th><th>Factor</th><th>Factor</th><th>Remark</th></tr><tr><th></th><th>MHz</th><th>dBuV/m</th><th>dBuV/m</th><th>dB</th><th>dBuV</th><th>dB/m</th><th>dB</th><th>dB</th><th>cm</th><th>deg</th></tr><tr><td>1</td><td>4804.00</td><td>39.38</td><td>74.00</td><td>-34.62</td><td>58.24</td><td>34.29</td><td>12.54</td><td>65.69</td><td>0.00</td><td>--</td><td>PEAK</td></tr></table>							Limit	Read	Ant	Cable	Preamp	Aux	APos	TPos		Freq	Level	Line	Margin	Level	Factor	Loss	Factor	Factor	Remark		MHz	dBuV/m	dBuV/m	dB	dBuV	dB/m	dB	dB	cm	deg	1	4804.00	39.38	74.00	-34.62	58.24	34.29	12.54	65.69	0.00	--
	Limit	Read	Ant	Cable	Preamp	Aux	APos	TPos																																																																																									
Freq	Level	Line	Margin	Level	Factor	Loss	Factor	Factor	Remark																																																																																								
	MHz	dBuV/m	dBuV/m	dB	dBuV	dB/m	dB	dB	cm	deg																																																																																							
1	4804.00	39.68	74.00	-34.32	58.54	34.29	12.54	65.69	0.00	--	PEAK																																																																																						
	Limit	Read	Ant	Cable	Preamp	Aux	APos	TPos																																																																																									
Freq	Level	Line	Margin	Level	Factor	Loss	Factor	Factor	Remark																																																																																								
	MHz	dBuV/m	dBuV/m	dB	dBuV	dB/m	dB	dB	cm	deg																																																																																							
1	4804.00	39.38	74.00	-34.62	58.24	34.29	12.54	65.69	0.00	--	PEAK																																																																																						

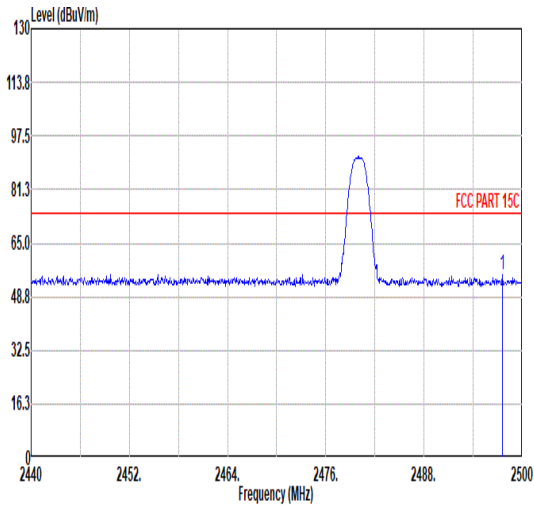
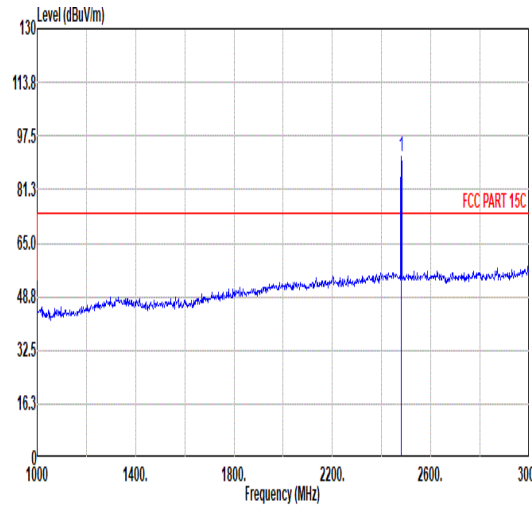
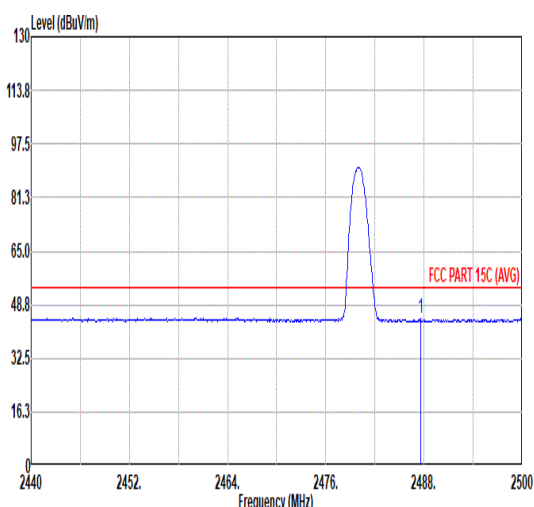
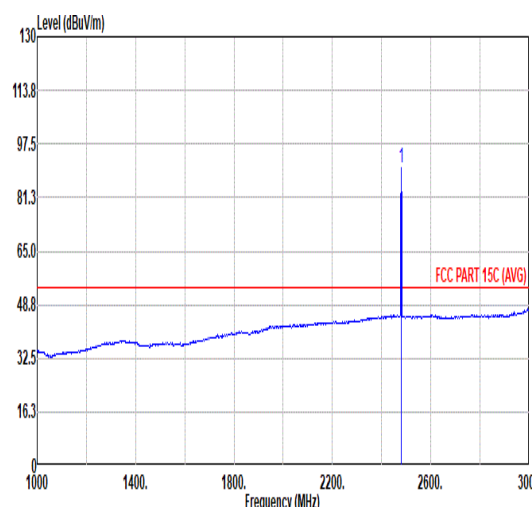


Mode	2																																																																											
	Harmonic																																																																											
	2400-2483.5_Bluetooth-LE_CH19_2440MHz																																																																											
ANT	3																																																																											
Pol.	Horizontal						Vertical																																																																					
Peak Avg																																																																												
	<table><tr><th colspan="2"></th><th colspan="2">Limit</th><th colspan="2">Read</th><th>Ant</th><th>Cable</th><th>Preamp</th><th>Aux</th><th>APos</th><th>TPos</th><th rowspan="2">Remark</th></tr><tr><th>Freq</th><th>Level</th><th>Line</th><th>Margin</th><th>Level</th><th>Factor</th><th>Loss</th><th>Factor</th><th>Factor</th><th></th><th></th><th></th></tr><tr><th>MHz</th><th>dBuV/m</th><th>dBuV/m</th><th>dB</th><th>dBuV</th><th>dB/m</th><th>dB</th><th>dB</th><th>dB</th><th>cm</th><th>deg</th><th></th><th></th></tr><tr><td>1</td><td>4880.00</td><td>40.34</td><td>74.00</td><td>-33.66</td><td>59.62</td><td>34.20</td><td>12.07</td><td>65.55</td><td>0.00</td><td>--</td><td>--</td><td>PEAK</td></tr><tr><td>2</td><td>7320.00</td><td>42.88</td><td>74.00</td><td>-31.12</td><td>56.95</td><td>35.00</td><td>14.98</td><td>64.85</td><td>0.00</td><td>--</td><td>--</td><td>PEAK</td></tr></table>														Limit		Read		Ant	Cable	Preamp	Aux	APos	TPos	Remark	Freq	Level	Line	Margin	Level	Factor	Loss	Factor	Factor				MHz	dBuV/m	dBuV/m	dB	dBuV	dB/m	dB	dB	dB	cm	deg			1	4880.00	40.34	74.00	-33.66	59.62	34.20	12.07	65.55	0.00	--	--	PEAK	2	7320.00	42.88	74.00	-31.12	56.95	35.00	14.98	64.85	0.00	--	--	PEAK
			Limit		Read		Ant	Cable	Preamp	Aux	APos	TPos	Remark																																																															
Freq	Level	Line	Margin	Level	Factor	Loss	Factor	Factor																																																																				
MHz	dBuV/m	dBuV/m	dB	dBuV	dB/m	dB	dB	dB	cm	deg																																																																		
1	4880.00	40.34	74.00	-33.66	59.62	34.20	12.07	65.55	0.00	--	--	PEAK																																																																
2	7320.00	42.88	74.00	-31.12	56.95	35.00	14.98	64.85	0.00	--	--	PEAK																																																																
<table><tr><th colspan="2"></th><th colspan="2">Limit</th><th colspan="2">Read</th><th>Ant</th><th>Cable</th><th>Preamp</th><th>Aux</th><th>APos</th><th>TPos</th><th rowspan="2">Remark</th></tr><tr><th>Freq</th><th>Level</th><th>Line</th><th>Margin</th><th>Level</th><th>Factor</th><th>Loss</th><th>Factor</th><th>Factor</th><th></th><th></th><th></th></tr><tr><th>MHz</th><th>dBuV/m</th><th>dBuV/m</th><th>dB</th><th>dBuV</th><th>dB/m</th><th>dB</th><th>dB</th><th>dB</th><th>cm</th><th>deg</th><th></th><th></th></tr><tr><td>1</td><td>4880.00</td><td>40.39</td><td>74.00</td><td>-33.61</td><td>59.67</td><td>34.20</td><td>12.07</td><td>65.55</td><td>0.00</td><td>--</td><td>--</td><td>PEAK</td></tr><tr><td>2</td><td>7320.00</td><td>41.99</td><td>74.00</td><td>-32.01</td><td>56.06</td><td>35.00</td><td>14.98</td><td>64.85</td><td>0.00</td><td>--</td><td>--</td><td>PEAK</td></tr></table>														Limit		Read		Ant	Cable	Preamp	Aux	APos	TPos	Remark	Freq	Level	Line	Margin	Level	Factor	Loss	Factor	Factor				MHz	dBuV/m	dBuV/m	dB	dBuV	dB/m	dB	dB	dB	cm	deg			1	4880.00	40.39	74.00	-33.61	59.67	34.20	12.07	65.55	0.00	--	--	PEAK	2	7320.00	41.99	74.00	-32.01	56.06	35.00	14.98	64.85	0.00	--	--	PEAK	
		Limit		Read		Ant	Cable	Preamp	Aux	APos	TPos	Remark																																																																
Freq	Level	Line	Margin	Level	Factor	Loss	Factor	Factor																																																																				
MHz	dBuV/m	dBuV/m	dB	dBuV	dB/m	dB	dB	dB	cm	deg																																																																		
1	4880.00	40.39	74.00	-33.61	59.67	34.20	12.07	65.55	0.00	--	--	PEAK																																																																
2	7320.00	41.99	74.00	-32.01	56.06	35.00	14.98	64.85	0.00	--	--	PEAK																																																																



Mode	3																																																																																																
	Band Edge																																																																																																
	2400-2483.5_Bluetooth-LE_CH39_2480MHz																																																																																																
ANT	3																																																																																																
Pol.	Horizontal						Fundamental																																																																																										
Peak																																																																																																	
	<table><tr><th></th><th>Limit</th><th>Read</th><th>Ant</th><th>Cable</th><th>Preamp</th><th>Aux</th><th>APos</th><th>TPos</th><th></th></tr><tr><th>Freq</th><th>Level</th><th>Line</th><th>Margin</th><th>Level</th><th>Factor</th><th>Loss</th><th>Factor</th><th>Factor</th><th>Remark</th></tr><tr><th></th><th>MHz</th><th>dBuV/m</th><th>dBuV/m</th><th>dB</th><th>dBuV</th><th>dB/m</th><th>dB</th><th>dB</th><th>cm</th><th>deg</th></tr><tr><td>1</td><td>2499.64</td><td>55.49</td><td>74.00</td><td>-18.51</td><td>39.20</td><td>32.40</td><td>8.87</td><td>30.98</td><td>6.00</td><td>107</td><td>22 PEAK</td></tr></table>							Limit	Read	Ant	Cable	Preamp	Aux	APos	TPos		Freq	Level	Line	Margin	Level	Factor	Loss	Factor	Factor	Remark		MHz	dBuV/m	dBuV/m	dB	dBuV	dB/m	dB	dB	cm	deg	1	2499.64	55.49	74.00	-18.51	39.20	32.40	8.87	30.98	6.00	107	22 PEAK	<table><tr><th></th><th>Limit</th><th>Read</th><th>Ant</th><th>Cable</th><th>Preamp</th><th>Aux</th><th>APos</th><th>TPos</th><th></th></tr><tr><th>Freq</th><th>Level</th><th>Line</th><th>Margin</th><th>Level</th><th>Factor</th><th>Loss</th><th>Factor</th><th>Factor</th><th>Remark</th></tr><tr><th></th><th>MHz</th><th>dBuV/m</th><th>dBuV/m</th><th>dB</th><th>dBuV</th><th>dB/m</th><th>dB</th><th>dB</th><th>cm</th><th>deg</th></tr><tr><td>1</td><td>2480.00</td><td>95.54</td><td>-----</td><td>-----</td><td>79.23</td><td>32.40</td><td>8.88</td><td>30.97</td><td>6.00</td><td>107</td><td>22 PEAK</td></tr></table>							Limit	Read	Ant	Cable	Preamp	Aux	APos	TPos		Freq	Level	Line	Margin	Level	Factor	Loss	Factor	Factor	Remark		MHz	dBuV/m	dBuV/m	dB	dBuV	dB/m	dB	dB	cm	deg	1	2480.00	95.54	-----	-----	79.23	32.40	8.88	30.97	6.00	107
	Limit	Read	Ant	Cable	Preamp	Aux	APos	TPos																																																																																									
Freq	Level	Line	Margin	Level	Factor	Loss	Factor	Factor	Remark																																																																																								
	MHz	dBuV/m	dBuV/m	dB	dBuV	dB/m	dB	dB	cm	deg																																																																																							
1	2499.64	55.49	74.00	-18.51	39.20	32.40	8.87	30.98	6.00	107	22 PEAK																																																																																						
	Limit	Read	Ant	Cable	Preamp	Aux	APos	TPos																																																																																									
Freq	Level	Line	Margin	Level	Factor	Loss	Factor	Factor	Remark																																																																																								
	MHz	dBuV/m	dBuV/m	dB	dBuV	dB/m	dB	dB	cm	deg																																																																																							
1	2480.00	95.54	-----	-----	79.23	32.40	8.88	30.97	6.00	107	22 PEAK																																																																																						
Avg																																																																																																	
	<table><tr><th></th><th>Limit</th><th>Read</th><th>Ant</th><th>Cable</th><th>Preamp</th><th>Aux</th><th>APos</th><th>TPos</th><th></th></tr><tr><th>Freq</th><th>Level</th><th>Line</th><th>Margin</th><th>Level</th><th>Factor</th><th>Loss</th><th>Factor</th><th>Factor</th><th>Remark</th></tr><tr><th></th><th>MHz</th><th>dBuV/m</th><th>dBuV/m</th><th>dB</th><th>dBuV</th><th>dB/m</th><th>dB</th><th>dB</th><th>cm</th><th>deg</th></tr><tr><td>1</td><td>2490.76</td><td>44.46</td><td>54.00</td><td>-9.54</td><td>28.15</td><td>32.40</td><td>8.88</td><td>30.97</td><td>6.00</td><td>107</td><td>22 AVERAGE</td></tr></table>							Limit	Read	Ant	Cable	Preamp	Aux	APos	TPos		Freq	Level	Line	Margin	Level	Factor	Loss	Factor	Factor	Remark		MHz	dBuV/m	dBuV/m	dB	dBuV	dB/m	dB	dB	cm	deg	1	2490.76	44.46	54.00	-9.54	28.15	32.40	8.88	30.97	6.00	107	22 AVERAGE	<table><tr><th></th><th>Limit</th><th>Read</th><th>Ant</th><th>Cable</th><th>Preamp</th><th>Aux</th><th>APos</th><th>TPos</th><th></th></tr><tr><th>Freq</th><th>Level</th><th>Line</th><th>Margin</th><th>Level</th><th>Factor</th><th>Loss</th><th>Factor</th><th>Factor</th><th>Remark</th></tr><tr><th></th><th>MHz</th><th>dBuV/m</th><th>dBuV/m</th><th>dB</th><th>dBuV</th><th>dB/m</th><th>dB</th><th>dB</th><th>cm</th><th>deg</th></tr><tr><td>1</td><td>2480.00</td><td>94.59</td><td>-----</td><td>-----</td><td>78.28</td><td>32.40</td><td>8.88</td><td>30.97</td><td>6.00</td><td>107</td><td>22 AVERAGE</td></tr></table>							Limit	Read	Ant	Cable	Preamp	Aux	APos	TPos		Freq	Level	Line	Margin	Level	Factor	Loss	Factor	Factor	Remark		MHz	dBuV/m	dBuV/m	dB	dBuV	dB/m	dB	dB	cm	deg	1	2480.00	94.59	-----	-----	78.28	32.40	8.88	30.97	6.00	107
	Limit	Read	Ant	Cable	Preamp	Aux	APos	TPos																																																																																									
Freq	Level	Line	Margin	Level	Factor	Loss	Factor	Factor	Remark																																																																																								
	MHz	dBuV/m	dBuV/m	dB	dBuV	dB/m	dB	dB	cm	deg																																																																																							
1	2490.76	44.46	54.00	-9.54	28.15	32.40	8.88	30.97	6.00	107	22 AVERAGE																																																																																						
	Limit	Read	Ant	Cable	Preamp	Aux	APos	TPos																																																																																									
Freq	Level	Line	Margin	Level	Factor	Loss	Factor	Factor	Remark																																																																																								
	MHz	dBuV/m	dBuV/m	dB	dBuV	dB/m	dB	dB	cm	deg																																																																																							
1	2480.00	94.59	-----	-----	78.28	32.40	8.88	30.97	6.00	107	22 AVERAGE																																																																																						

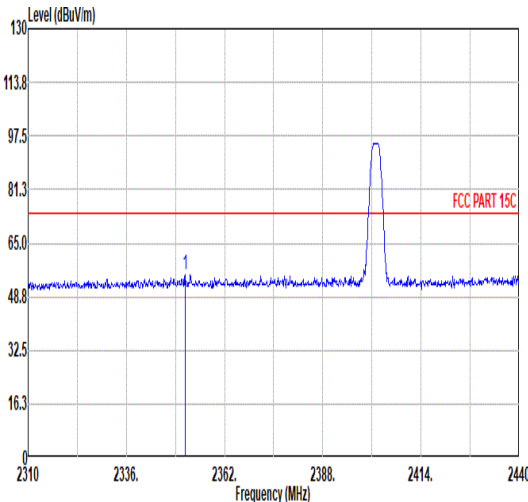
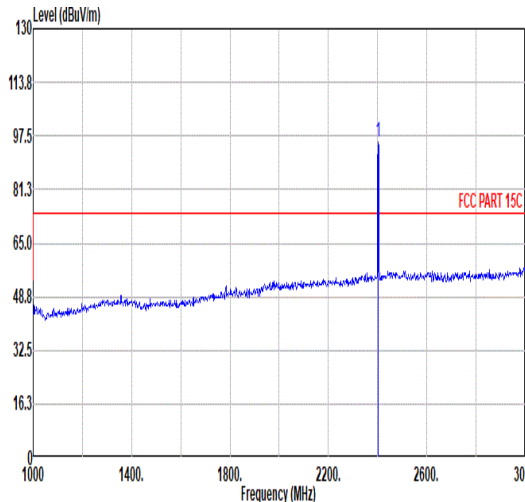
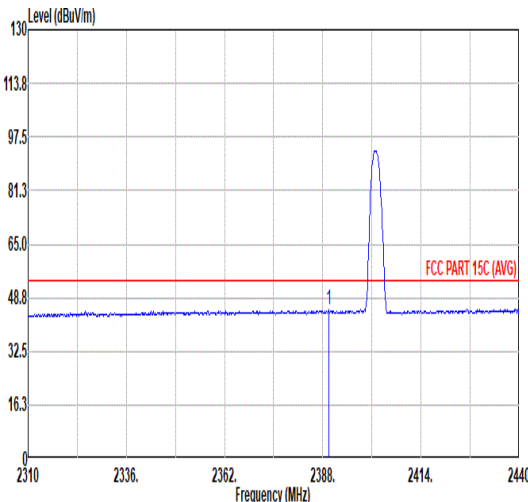
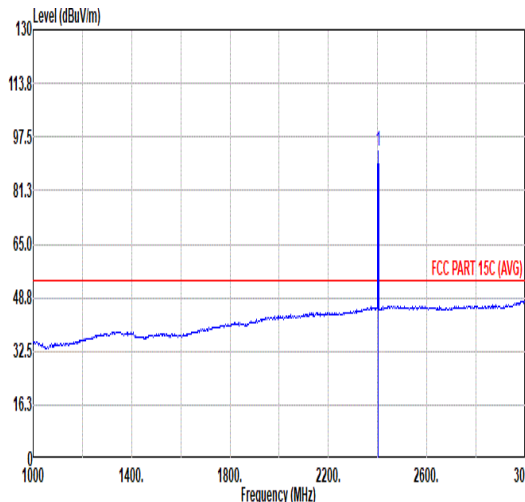


Mode	3																																																						
	Band Edge																																																						
	2400-2483.5_Bluetooth-LE _CH39_2480MHz																																																						
ANT	3																																																						
Pol.	Vertical						Fundamental																																																
Peak																																																							
	<table><tr><th></th><th>Limit</th><th>Read</th><th>Ant</th><th>Cable</th><th>Preamp</th><th>Aux</th><th>APos</th><th>TPos</th><th></th></tr><tr><th>Freq</th><th>Level</th><th>Line</th><th>Margin</th><th>Level</th><th>Factor</th><th>Loss</th><th>Factor</th><th>Factor</th><th>Remark</th></tr><tr><th></th><th>MHz</th><th>dBuV/m</th><th>dBuV/m</th><th>dB</th><th>dBuV</th><th>dB/m</th><th>dB</th><th>dB</th><th>cm</th><th>deg</th></tr><tr><td>1</td><td>2497.54</td><td>55.45</td><td>74.00</td><td>-18.55</td><td>39.15</td><td>32.40</td><td>8.87</td><td>30.97</td><td>6.00</td><td>100</td><td>238</td><td>PEAK</td></tr></table>													Limit	Read	Ant	Cable	Preamp	Aux	APos	TPos		Freq	Level	Line	Margin	Level	Factor	Loss	Factor	Factor	Remark		MHz	dBuV/m	dBuV/m	dB	dBuV	dB/m	dB	dB	cm	deg	1	2497.54	55.45	74.00	-18.55	39.15	32.40	8.87	30.97	6.00	100	238
	Limit	Read	Ant	Cable	Preamp	Aux	APos	TPos																																															
Freq	Level	Line	Margin	Level	Factor	Loss	Factor	Factor	Remark																																														
	MHz	dBuV/m	dBuV/m	dB	dBuV	dB/m	dB	dB	cm	deg																																													
1	2497.54	55.45	74.00	-18.55	39.15	32.40	8.87	30.97	6.00	100	238	PEAK																																											
Fundamental																																																							
	<table><tr><th></th><th>Limit</th><th>Read</th><th>Ant</th><th>Cable</th><th>Preamp</th><th>Aux</th><th>APos</th><th>TPos</th><th></th></tr><tr><th>Freq</th><th>Level</th><th>Line</th><th>Margin</th><th>Level</th><th>Factor</th><th>Loss</th><th>Factor</th><th>Factor</th><th>Remark</th></tr><tr><th></th><th>MHz</th><th>dBuV/m</th><th>dBuV/m</th><th>dB</th><th>dBuV</th><th>dB/m</th><th>dB</th><th>dB</th><th>cm</th><th>deg</th></tr><tr><td>1</td><td>2480.00</td><td>91.28</td><td>-----</td><td>-----</td><td>74.97</td><td>32.40</td><td>8.88</td><td>30.97</td><td>6.00</td><td>100</td><td>238</td><td>PEAK</td></tr></table>													Limit	Read	Ant	Cable	Preamp	Aux	APos	TPos		Freq	Level	Line	Margin	Level	Factor	Loss	Factor	Factor	Remark		MHz	dBuV/m	dBuV/m	dB	dBuV	dB/m	dB	dB	cm	deg	1	2480.00	91.28	-----	-----	74.97	32.40	8.88	30.97	6.00	100	238
	Limit	Read	Ant	Cable	Preamp	Aux	APos	TPos																																															
Freq	Level	Line	Margin	Level	Factor	Loss	Factor	Factor	Remark																																														
	MHz	dBuV/m	dBuV/m	dB	dBuV	dB/m	dB	dB	cm	deg																																													
1	2480.00	91.28	-----	-----	74.97	32.40	8.88	30.97	6.00	100	238	PEAK																																											
Avg																																																							
	<table><tr><th></th><th>Limit</th><th>Read</th><th>Ant</th><th>Cable</th><th>Preamp</th><th>Aux</th><th>APos</th><th>TPos</th><th></th></tr><tr><th>Freq</th><th>Level</th><th>Line</th><th>Margin</th><th>Level</th><th>Factor</th><th>Loss</th><th>Factor</th><th>Factor</th><th>Remark</th></tr><tr><th></th><th>MHz</th><th>dBuV/m</th><th>dBuV/m</th><th>dB</th><th>dBuV</th><th>dB/m</th><th>dB</th><th>dB</th><th>cm</th><th>deg</th></tr><tr><td>1</td><td>2487.58</td><td>44.44</td><td>54.00</td><td>-9.56</td><td>28.13</td><td>32.40</td><td>8.88</td><td>30.97</td><td>6.00</td><td>100</td><td>238</td><td>AVERAGE</td></tr></table>													Limit	Read	Ant	Cable	Preamp	Aux	APos	TPos		Freq	Level	Line	Margin	Level	Factor	Loss	Factor	Factor	Remark		MHz	dBuV/m	dBuV/m	dB	dBuV	dB/m	dB	dB	cm	deg	1	2487.58	44.44	54.00	-9.56	28.13	32.40	8.88	30.97	6.00	100	238
	Limit	Read	Ant	Cable	Preamp	Aux	APos	TPos																																															
Freq	Level	Line	Margin	Level	Factor	Loss	Factor	Factor	Remark																																														
	MHz	dBuV/m	dBuV/m	dB	dBuV	dB/m	dB	dB	cm	deg																																													
1	2487.58	44.44	54.00	-9.56	28.13	32.40	8.88	30.97	6.00	100	238	AVERAGE																																											
Fundamental																																																							
	<table><tr><th></th><th>Limit</th><th>Read</th><th>Ant</th><th>Cable</th><th>Preamp</th><th>Aux</th><th>APos</th><th>TPos</th><th></th></tr><tr><th>Freq</th><th>Level</th><th>Line</th><th>Margin</th><th>Level</th><th>Factor</th><th>Loss</th><th>Factor</th><th>Factor</th><th>Remark</th></tr><tr><th></th><th>MHz</th><th>dBuV/m</th><th>dBuV/m</th><th>dB</th><th>dBuV</th><th>dB/m</th><th>dB</th><th>dB</th><th>cm</th><th>deg</th></tr><tr><td>1</td><td>2480.00</td><td>90.23</td><td>-----</td><td>-----</td><td>73.92</td><td>32.40</td><td>8.88</td><td>30.97</td><td>6.00</td><td>100</td><td>238</td><td>AVERAGE</td></tr></table>													Limit	Read	Ant	Cable	Preamp	Aux	APos	TPos		Freq	Level	Line	Margin	Level	Factor	Loss	Factor	Factor	Remark		MHz	dBuV/m	dBuV/m	dB	dBuV	dB/m	dB	dB	cm	deg	1	2480.00	90.23	-----	-----	73.92	32.40	8.88	30.97	6.00	100	238
	Limit	Read	Ant	Cable	Preamp	Aux	APos	TPos																																															
Freq	Level	Line	Margin	Level	Factor	Loss	Factor	Factor	Remark																																														
	MHz	dBuV/m	dBuV/m	dB	dBuV	dB/m	dB	dB	cm	deg																																													
1	2480.00	90.23	-----	-----	73.92	32.40	8.88	30.97	6.00	100	238	AVERAGE																																											

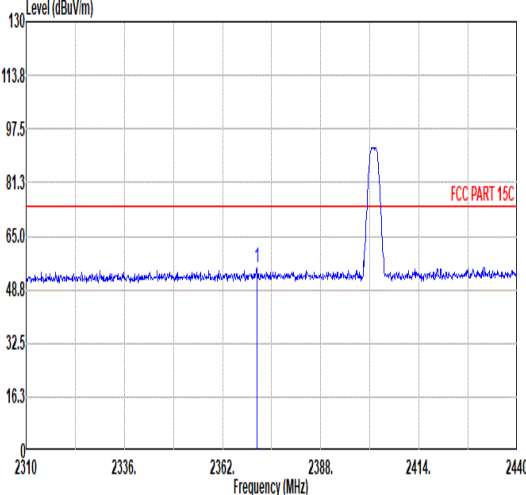
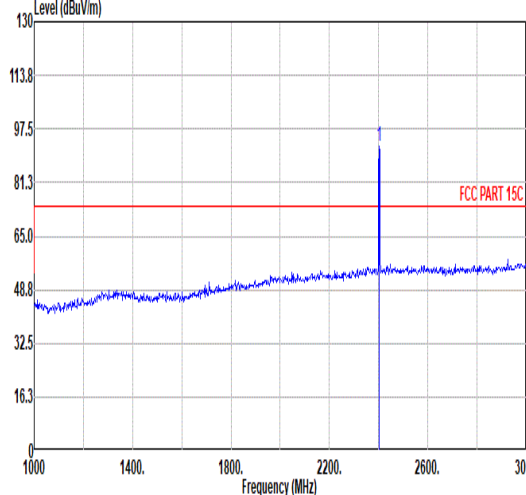
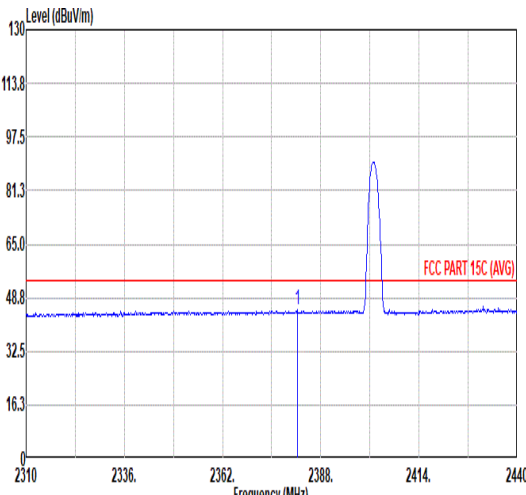
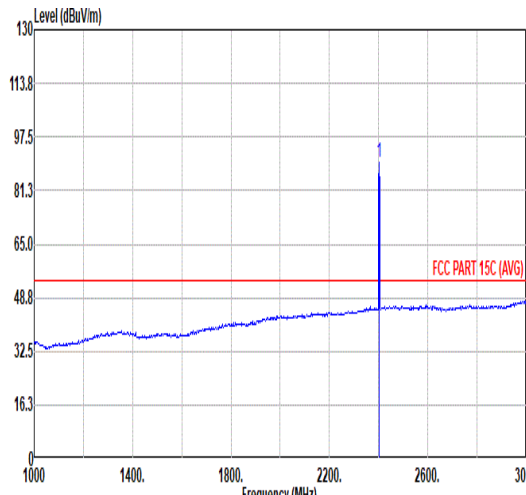


Mode	3																																																																					
	Harmonic																																																																					
	2400-2483.5_Bluetooth-LE _CH39_2480MHz																																																																					
ANT	3																																																																					
Pol.	Horizontal						Vertical																																																															
Peak Avg																																																																						
	<table><tr><th></th><th>Limit</th><th>Read</th><th>Ant</th><th>Cable</th><th>Preamp</th><th>Aux</th><th>APos</th><th>TPos</th><th></th></tr><tr><th>Freq</th><th>Level</th><th>Line Margin</th><th>Level Factor</th><th>Loss Factor</th><th>Factor</th><th>Factor</th><th></th><th></th><th>Remark</th></tr><tr><th></th><th>MHz</th><th>dBuV/m</th><th>dBuV/m</th><th>dB</th><th>dBuV</th><th>dB/m</th><th>dB</th><th>dB</th><th>cm</th><th>deg</th></tr><tr><td>1</td><td>4960.00</td><td>40.55</td><td>74.00</td><td>-33.45</td><td>59.64</td><td>34.24</td><td>12.07</td><td>65.40</td><td>0.00</td><td>--</td><td>--</td><td>PEAK</td></tr><tr><td>2</td><td>7440.00</td><td>42.88</td><td>74.00</td><td>-31.12</td><td>57.06</td><td>35.00</td><td>15.21</td><td>65.19</td><td>0.00</td><td>--</td><td>--</td><td>PEAK</td></tr></table>													Limit	Read	Ant	Cable	Preamp	Aux	APos	TPos		Freq	Level	Line Margin	Level Factor	Loss Factor	Factor	Factor			Remark		MHz	dBuV/m	dBuV/m	dB	dBuV	dB/m	dB	dB	cm	deg	1	4960.00	40.55	74.00	-33.45	59.64	34.24	12.07	65.40	0.00	--	--	PEAK	2	7440.00	42.88	74.00	-31.12	57.06	35.00	15.21	65.19	0.00	--	--	PEAK	
		Limit	Read	Ant	Cable	Preamp	Aux	APos	TPos																																																													
Freq	Level	Line Margin	Level Factor	Loss Factor	Factor	Factor			Remark																																																													
	MHz	dBuV/m	dBuV/m	dB	dBuV	dB/m	dB	dB	cm	deg																																																												
1	4960.00	40.55	74.00	-33.45	59.64	34.24	12.07	65.40	0.00	--	--	PEAK																																																										
2	7440.00	42.88	74.00	-31.12	57.06	35.00	15.21	65.19	0.00	--	--	PEAK																																																										
	<table><tr><th></th><th>Limit</th><th>Read</th><th>Ant</th><th>Cable</th><th>Preamp</th><th>Aux</th><th>APos</th><th>TPos</th><th></th></tr><tr><th>Freq</th><th>Level</th><th>Line Margin</th><th>Level Factor</th><th>Loss Factor</th><th>Factor</th><th>Factor</th><th></th><th></th><th>Remark</th></tr><tr><th></th><th>MHz</th><th>dBuV/m</th><th>dBuV/m</th><th>dB</th><th>dBuV</th><th>dB/m</th><th>dB</th><th>dB</th><th>dB</th><th>cm</th><th>deg</th></tr><tr><td>1</td><td>4960.00</td><td>40.94</td><td>74.00</td><td>-33.06</td><td>60.03</td><td>34.24</td><td>12.07</td><td>65.40</td><td>0.00</td><td>--</td><td>--</td><td>PEAK</td></tr><tr><td>2</td><td>7440.00</td><td>43.74</td><td>74.00</td><td>-30.26</td><td>57.92</td><td>35.00</td><td>15.21</td><td>65.19</td><td>0.00</td><td>--</td><td>--</td><td>PEAK</td></tr></table>													Limit	Read	Ant	Cable	Preamp	Aux	APos	TPos		Freq	Level	Line Margin	Level Factor	Loss Factor	Factor	Factor			Remark		MHz	dBuV/m	dBuV/m	dB	dBuV	dB/m	dB	dB	dB	cm	deg	1	4960.00	40.94	74.00	-33.06	60.03	34.24	12.07	65.40	0.00	--	--	PEAK	2	7440.00	43.74	74.00	-30.26	57.92	35.00	15.21	65.19	0.00	--	--	PEAK
	Limit	Read	Ant	Cable	Preamp	Aux	APos	TPos																																																														
Freq	Level	Line Margin	Level Factor	Loss Factor	Factor	Factor			Remark																																																													
	MHz	dBuV/m	dBuV/m	dB	dBuV	dB/m	dB	dB	dB	cm	deg																																																											
1	4960.00	40.94	74.00	-33.06	60.03	34.24	12.07	65.40	0.00	--	--	PEAK																																																										
2	7440.00	43.74	74.00	-30.26	57.92	35.00	15.21	65.19	0.00	--	--	PEAK																																																										

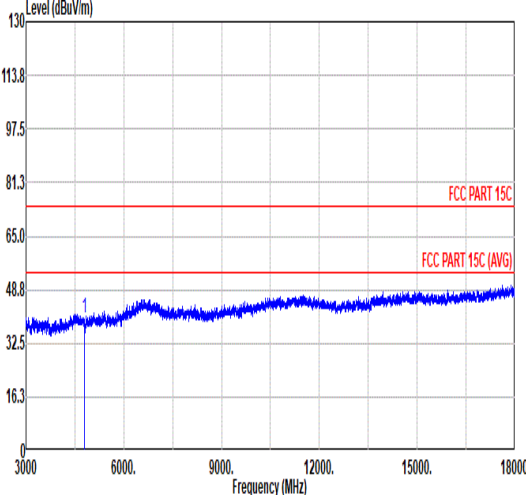
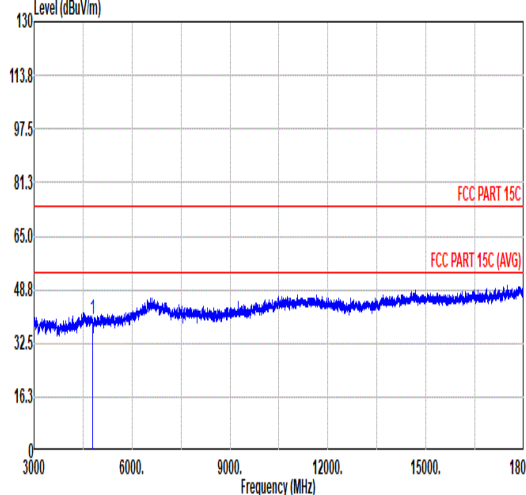


Mode	4																																																																																															
	Band Edge																																																																																															
	2400-2483.5_Bluetooth-LE_CH00_2402MHz																																																																																															
ANT	3																																																																																															
Pol.	Horizontal						Fundamental																																																																																									
Peak																																																																																																
	<table><tr><th></th><th>Limit</th><th>Read</th><th>Ant</th><th>Cable</th><th>Preamp</th><th>Aux</th><th>APos</th><th>TPos</th><th></th></tr><tr><th>Freq</th><th>Level</th><th>Line</th><th>Margin</th><th>Level</th><th>Factor</th><th>Loss</th><th>Factor</th><th>Factor</th><th>Remark</th></tr><tr><th></th><th>MHz</th><th>dBuV/m</th><th>dBuV/m</th><th>dB</th><th>dBuV</th><th>dB/m</th><th>dB</th><th>dB</th><th>cm</th><th>deg</th></tr><tr><td>1</td><td>2351.60</td><td>55.57</td><td>74.00</td><td>-18.43</td><td>39.53</td><td>32.30</td><td>8.68</td><td>30.94</td><td>6.00</td><td>122</td><td>24 PEAK</td></tr></table>							Limit	Read	Ant	Cable	Preamp	Aux	APos	TPos		Freq	Level	Line	Margin	Level	Factor	Loss	Factor	Factor	Remark		MHz	dBuV/m	dBuV/m	dB	dBuV	dB/m	dB	dB	cm	deg	1	2351.60	55.57	74.00	-18.43	39.53	32.30	8.68	30.94	6.00	122	24 PEAK	<table><tr><th></th><th>Limit</th><th>Read</th><th>Ant</th><th>Cable</th><th>Preamp</th><th>Aux</th><th>APos</th><th>TPos</th><th></th></tr><tr><th>Freq</th><th>Level</th><th>Line</th><th>Margin</th><th>Level</th><th>Factor</th><th>Loss</th><th>Factor</th><th>Factor</th><th>Remark</th></tr><tr><th></th><th>MHz</th><th>dBuV/m</th><th>dBuV/m</th><th>dB</th><th>dBuV</th><th>dB/m</th><th>dB</th><th>dB</th><th>cm</th><th>deg</th></tr><tr><td>1</td><td>2402.00</td><td>95.58</td><td>-----</td><td>-----</td><td>79.31</td><td>32.40</td><td>8.80</td><td>30.93</td><td>6.00</td><td>122</td><td>24 PEAK</td></tr></table>						Limit	Read	Ant	Cable	Preamp	Aux	APos	TPos		Freq	Level	Line	Margin	Level	Factor	Loss	Factor	Factor	Remark		MHz	dBuV/m	dBuV/m	dB	dBuV	dB/m	dB	dB	cm	deg	1	2402.00	95.58	-----	-----	79.31	32.40	8.80	30.93	6.00	122
	Limit	Read	Ant	Cable	Preamp	Aux	APos	TPos																																																																																								
Freq	Level	Line	Margin	Level	Factor	Loss	Factor	Factor	Remark																																																																																							
	MHz	dBuV/m	dBuV/m	dB	dBuV	dB/m	dB	dB	cm	deg																																																																																						
1	2351.60	55.57	74.00	-18.43	39.53	32.30	8.68	30.94	6.00	122	24 PEAK																																																																																					
	Limit	Read	Ant	Cable	Preamp	Aux	APos	TPos																																																																																								
Freq	Level	Line	Margin	Level	Factor	Loss	Factor	Factor	Remark																																																																																							
	MHz	dBuV/m	dBuV/m	dB	dBuV	dB/m	dB	dB	cm	deg																																																																																						
1	2402.00	95.58	-----	-----	79.31	32.40	8.80	30.93	6.00	122	24 PEAK																																																																																					
Avg																																																																																																
	<table><tr><th></th><th>Limit</th><th>Read</th><th>Ant</th><th>Cable</th><th>Preamp</th><th>Aux</th><th>APos</th><th>TPos</th><th></th></tr><tr><th>Freq</th><th>Level</th><th>Line</th><th>Margin</th><th>Level</th><th>Factor</th><th>Loss</th><th>Factor</th><th>Factor</th><th>Remark</th></tr><tr><th></th><th>MHz</th><th>dBuV/m</th><th>dBuV/m</th><th>dB</th><th>dBuV</th><th>dB/m</th><th>dB</th><th>dB</th><th>cm</th><th>deg</th></tr><tr><td>1</td><td>2389.56</td><td>44.98</td><td>54.00</td><td>-9.02</td><td>28.76</td><td>32.38</td><td>8.77</td><td>30.93</td><td>6.00</td><td>122</td><td>24 AVERAGE</td></tr></table>							Limit	Read	Ant	Cable	Preamp	Aux	APos	TPos		Freq	Level	Line	Margin	Level	Factor	Loss	Factor	Factor	Remark		MHz	dBuV/m	dBuV/m	dB	dBuV	dB/m	dB	dB	cm	deg	1	2389.56	44.98	54.00	-9.02	28.76	32.38	8.77	30.93	6.00	122	24 AVERAGE	<table><tr><th></th><th>Limit</th><th>Read</th><th>Ant</th><th>Cable</th><th>Preamp</th><th>Aux</th><th>APos</th><th>TPos</th><th></th></tr><tr><th>Freq</th><th>Level</th><th>Line</th><th>Margin</th><th>Level</th><th>Factor</th><th>Loss</th><th>Factor</th><th>Factor</th><th>Remark</th></tr><tr><th></th><th>MHz</th><th>dBuV/m</th><th>dBuV/m</th><th>dB</th><th>dBuV</th><th>dB/m</th><th>dB</th><th>dB</th><th>cm</th><th>deg</th></tr><tr><td>1</td><td>2402.00</td><td>93.17</td><td>-----</td><td>-----</td><td>76.90</td><td>32.40</td><td>8.80</td><td>30.93</td><td>6.00</td><td>122</td><td>24 AVERAGE</td></tr></table>						Limit	Read	Ant	Cable	Preamp	Aux	APos	TPos		Freq	Level	Line	Margin	Level	Factor	Loss	Factor	Factor	Remark		MHz	dBuV/m	dBuV/m	dB	dBuV	dB/m	dB	dB	cm	deg	1	2402.00	93.17	-----	-----	76.90	32.40	8.80	30.93	6.00	122
	Limit	Read	Ant	Cable	Preamp	Aux	APos	TPos																																																																																								
Freq	Level	Line	Margin	Level	Factor	Loss	Factor	Factor	Remark																																																																																							
	MHz	dBuV/m	dBuV/m	dB	dBuV	dB/m	dB	dB	cm	deg																																																																																						
1	2389.56	44.98	54.00	-9.02	28.76	32.38	8.77	30.93	6.00	122	24 AVERAGE																																																																																					
	Limit	Read	Ant	Cable	Preamp	Aux	APos	TPos																																																																																								
Freq	Level	Line	Margin	Level	Factor	Loss	Factor	Factor	Remark																																																																																							
	MHz	dBuV/m	dBuV/m	dB	dBuV	dB/m	dB	dB	cm	deg																																																																																						
1	2402.00	93.17	-----	-----	76.90	32.40	8.80	30.93	6.00	122	24 AVERAGE																																																																																					



Mode	4																																																																																																		
	Band Edge																																																																																																		
	2400-2483.5_Bluetooth-LE _CH00_2402MHz																																																																																																		
ANT	3																																																																																																		
Pol.	Vertical						Fundamental																																																																																												
Peak																																																																																																			
	<table><tr><th></th><th>Limit</th><th>Read</th><th>Ant</th><th>Cable</th><th>Preamp</th><th>Aux</th><th>APos</th><th>TPos</th><th></th></tr><tr><th>Freq</th><th>Level</th><th>Line</th><th>Margin</th><th>Level</th><th>Factor</th><th>Loss</th><th>Factor</th><th>Factor</th><th>Remark</th></tr><tr><th></th><th>MHz</th><th>dBuV/m</th><th>dBuV/m</th><th>dB</th><th>dBuV</th><th>dB/m</th><th>dB</th><th>dB</th><th>cm</th><th>deg</th></tr><tr><td>1</td><td>2371.10</td><td>55.28</td><td>74.00</td><td>-18.72</td><td>39.15</td><td>32.34</td><td>8.73</td><td>30.94</td><td>6.00</td><td>100</td><td>236</td><td>PEAK</td></tr></table>							Limit	Read	Ant	Cable	Preamp	Aux	APos	TPos		Freq	Level	Line	Margin	Level	Factor	Loss	Factor	Factor	Remark		MHz	dBuV/m	dBuV/m	dB	dBuV	dB/m	dB	dB	cm	deg	1	2371.10	55.28	74.00	-18.72	39.15	32.34	8.73	30.94	6.00	100	236	PEAK	<table><tr><th></th><th>Limit</th><th>Read</th><th>Ant</th><th>Cable</th><th>Preamp</th><th>Aux</th><th>APos</th><th>TPos</th><th></th></tr><tr><th>Freq</th><th>Level</th><th>Line</th><th>Margin</th><th>Level</th><th>Factor</th><th>Loss</th><th>Factor</th><th>Factor</th><th>Remark</th></tr><tr><th></th><th>MHz</th><th>dBuV/m</th><th>dBuV/m</th><th>dB</th><th>dBuV</th><th>dB/m</th><th>dB</th><th>dB</th><th>cm</th><th>deg</th></tr><tr><td>1</td><td>2402.00</td><td>92.10</td><td>-----</td><td>-----</td><td>75.83</td><td>32.40</td><td>8.80</td><td>30.93</td><td>6.00</td><td>100</td><td>236</td><td>PEAK</td></tr></table>							Limit	Read	Ant	Cable	Preamp	Aux	APos	TPos		Freq	Level	Line	Margin	Level	Factor	Loss	Factor	Factor	Remark		MHz	dBuV/m	dBuV/m	dB	dBuV	dB/m	dB	dB	cm	deg	1	2402.00	92.10	-----	-----	75.83	32.40	8.80	30.93	6.00	100	236
	Limit	Read	Ant	Cable	Preamp	Aux	APos	TPos																																																																																											
Freq	Level	Line	Margin	Level	Factor	Loss	Factor	Factor	Remark																																																																																										
	MHz	dBuV/m	dBuV/m	dB	dBuV	dB/m	dB	dB	cm	deg																																																																																									
1	2371.10	55.28	74.00	-18.72	39.15	32.34	8.73	30.94	6.00	100	236	PEAK																																																																																							
	Limit	Read	Ant	Cable	Preamp	Aux	APos	TPos																																																																																											
Freq	Level	Line	Margin	Level	Factor	Loss	Factor	Factor	Remark																																																																																										
	MHz	dBuV/m	dBuV/m	dB	dBuV	dB/m	dB	dB	cm	deg																																																																																									
1	2402.00	92.10	-----	-----	75.83	32.40	8.80	30.93	6.00	100	236	PEAK																																																																																							
Avg																																																																																																			
	<table><tr><th></th><th>Limit</th><th>Read</th><th>Ant</th><th>Cable</th><th>Preamp</th><th>Aux</th><th>APos</th><th>TPos</th><th></th></tr><tr><th>Freq</th><th>Level</th><th>Line</th><th>Margin</th><th>Level</th><th>Factor</th><th>Loss</th><th>Factor</th><th>Factor</th><th>Remark</th></tr><tr><th></th><th>MHz</th><th>dBuV/m</th><th>dBuV/m</th><th>dB</th><th>dBuV</th><th>dB/m</th><th>dB</th><th>dB</th><th>cm</th><th>deg</th></tr><tr><td>1</td><td>2381.76</td><td>44.98</td><td>54.00</td><td>-9.02</td><td>28.79</td><td>32.36</td><td>8.76</td><td>30.93</td><td>6.00</td><td>100</td><td>236</td><td>AVERAGE</td></tr></table>							Limit	Read	Ant	Cable	Preamp	Aux	APos	TPos		Freq	Level	Line	Margin	Level	Factor	Loss	Factor	Factor	Remark		MHz	dBuV/m	dBuV/m	dB	dBuV	dB/m	dB	dB	cm	deg	1	2381.76	44.98	54.00	-9.02	28.79	32.36	8.76	30.93	6.00	100	236	AVERAGE	<table><tr><th></th><th>Limit</th><th>Read</th><th>Ant</th><th>Cable</th><th>Preamp</th><th>Aux</th><th>APos</th><th>TPos</th><th></th></tr><tr><th>Freq</th><th>Level</th><th>Line</th><th>Margin</th><th>Level</th><th>Factor</th><th>Loss</th><th>Factor</th><th>Factor</th><th>Remark</th></tr><tr><th></th><th>MHz</th><th>dBuV/m</th><th>dBuV/m</th><th>dB</th><th>dBuV</th><th>dB/m</th><th>dB</th><th>dB</th><th>cm</th><th>deg</th></tr><tr><td>1</td><td>2402.00</td><td>89.70</td><td>-----</td><td>-----</td><td>73.43</td><td>32.40</td><td>8.80</td><td>30.93</td><td>6.00</td><td>100</td><td>236</td><td>AVERAGE</td></tr></table>							Limit	Read	Ant	Cable	Preamp	Aux	APos	TPos		Freq	Level	Line	Margin	Level	Factor	Loss	Factor	Factor	Remark		MHz	dBuV/m	dBuV/m	dB	dBuV	dB/m	dB	dB	cm	deg	1	2402.00	89.70	-----	-----	73.43	32.40	8.80	30.93	6.00	100	236
	Limit	Read	Ant	Cable	Preamp	Aux	APos	TPos																																																																																											
Freq	Level	Line	Margin	Level	Factor	Loss	Factor	Factor	Remark																																																																																										
	MHz	dBuV/m	dBuV/m	dB	dBuV	dB/m	dB	dB	cm	deg																																																																																									
1	2381.76	44.98	54.00	-9.02	28.79	32.36	8.76	30.93	6.00	100	236	AVERAGE																																																																																							
	Limit	Read	Ant	Cable	Preamp	Aux	APos	TPos																																																																																											
Freq	Level	Line	Margin	Level	Factor	Loss	Factor	Factor	Remark																																																																																										
	MHz	dBuV/m	dBuV/m	dB	dBuV	dB/m	dB	dB	cm	deg																																																																																									
1	2402.00	89.70	-----	-----	73.43	32.40	8.80	30.93	6.00	100	236	AVERAGE																																																																																							

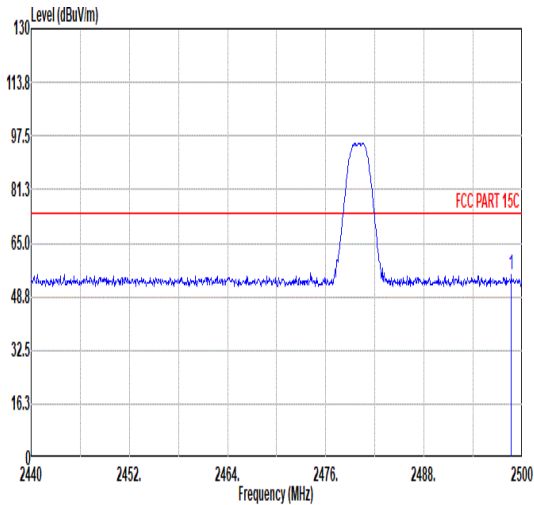
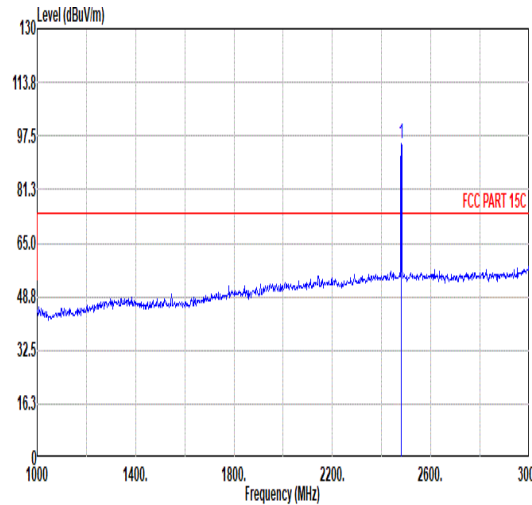
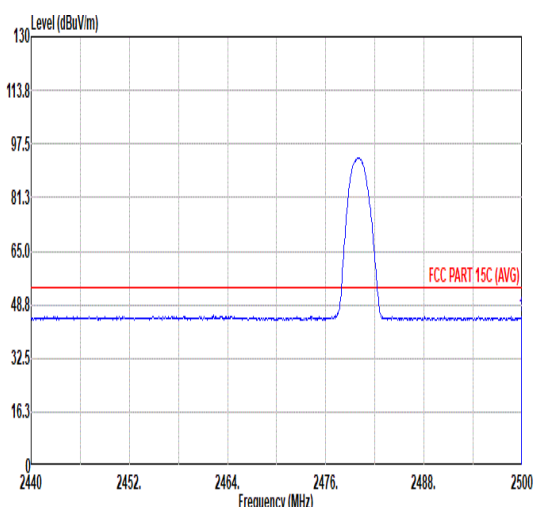
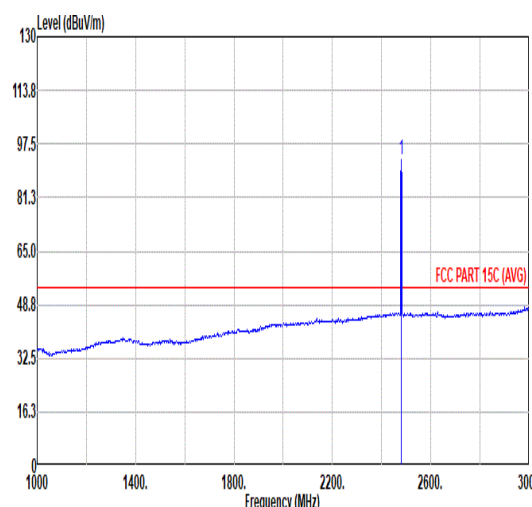


Mode	4																																																																																																	
	Harmonic																																																																																																	
	2400-2483.5_Bluetooth-LE _CH00_2402MHz																																																																																																	
ANT	3																																																																																																	
Pol.	Horizontal						Vertical																																																																																											
Peak Avg																																																																																																		
	<table><tr><th></th><th>Limit</th><th>Read</th><th>Ant</th><th>Cable</th><th>Preamp</th><th>Aux</th><th>APos</th><th>TPos</th><th></th></tr><tr><th>Freq</th><th>Level</th><th>Line</th><th>Margin</th><th>Level</th><th>Factor</th><th>Loss</th><th>Factor</th><th>Factor</th><th>Remark</th></tr><tr><th></th><th>MHz</th><th>dBuV/m</th><th>dBuV/m</th><th>dB</th><th>dBuV</th><th>dB/m</th><th>dB</th><th>dB</th><th>cm</th><th>deg</th></tr><tr><td>1</td><td>4804.00</td><td>40.22</td><td>74.00</td><td>-33.78</td><td>59.08</td><td>34.29</td><td>12.54</td><td>65.69</td><td>0.00</td><td>--</td><td>PEAK</td></tr></table>							Limit	Read	Ant	Cable	Preamp	Aux	APos	TPos		Freq	Level	Line	Margin	Level	Factor	Loss	Factor	Factor	Remark		MHz	dBuV/m	dBuV/m	dB	dBuV	dB/m	dB	dB	cm	deg	1	4804.00	40.22	74.00	-33.78	59.08	34.29	12.54	65.69	0.00	--	PEAK	<table><tr><th></th><th>Limit</th><th>Read</th><th>Ant</th><th>Cable</th><th>Preamp</th><th>Aux</th><th>APos</th><th>TPos</th><th></th></tr><tr><th>Freq</th><th>Level</th><th>Line</th><th>Margin</th><th>Level</th><th>Factor</th><th>Loss</th><th>Factor</th><th>Factor</th><th>Remark</th></tr><tr><th></th><th>MHz</th><th>dBuV/m</th><th>dBuV/m</th><th>dB</th><th>dBuV</th><th>dB/m</th><th>dB</th><th>dB</th><th>cm</th><th>deg</th></tr><tr><td>1</td><td>4804.00</td><td>39.72</td><td>74.00</td><td>-34.28</td><td>58.58</td><td>34.29</td><td>12.54</td><td>65.69</td><td>0.00</td><td>--</td><td>PEAK</td></tr></table>							Limit	Read	Ant	Cable	Preamp	Aux	APos	TPos		Freq	Level	Line	Margin	Level	Factor	Loss	Factor	Factor	Remark		MHz	dBuV/m	dBuV/m	dB	dBuV	dB/m	dB	dB	cm	deg	1	4804.00	39.72	74.00	-34.28	58.58	34.29	12.54	65.69	0.00	--	PEAK
		Limit	Read	Ant	Cable	Preamp	Aux	APos	TPos																																																																																									
Freq	Level	Line	Margin	Level	Factor	Loss	Factor	Factor	Remark																																																																																									
	MHz	dBuV/m	dBuV/m	dB	dBuV	dB/m	dB	dB	cm	deg																																																																																								
1	4804.00	40.22	74.00	-33.78	59.08	34.29	12.54	65.69	0.00	--	PEAK																																																																																							
	Limit	Read	Ant	Cable	Preamp	Aux	APos	TPos																																																																																										
Freq	Level	Line	Margin	Level	Factor	Loss	Factor	Factor	Remark																																																																																									
	MHz	dBuV/m	dBuV/m	dB	dBuV	dB/m	dB	dB	cm	deg																																																																																								
1	4804.00	39.72	74.00	-34.28	58.58	34.29	12.54	65.69	0.00	--	PEAK																																																																																							

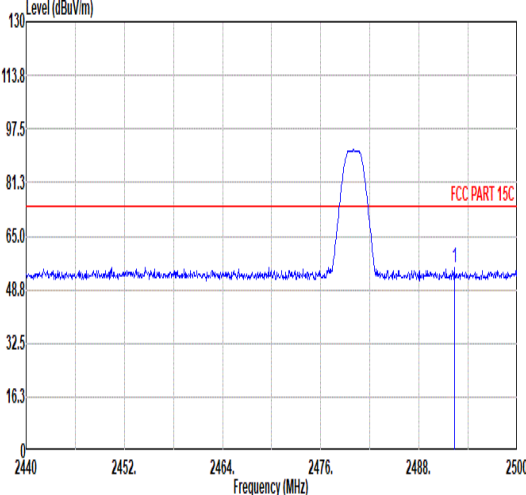
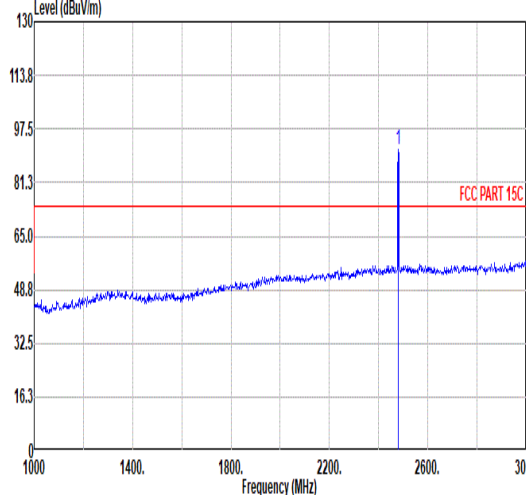
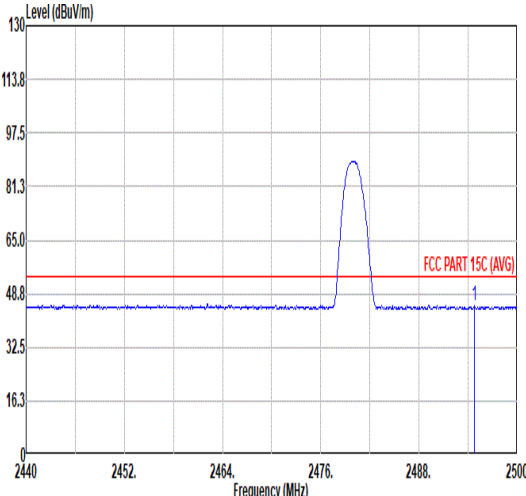
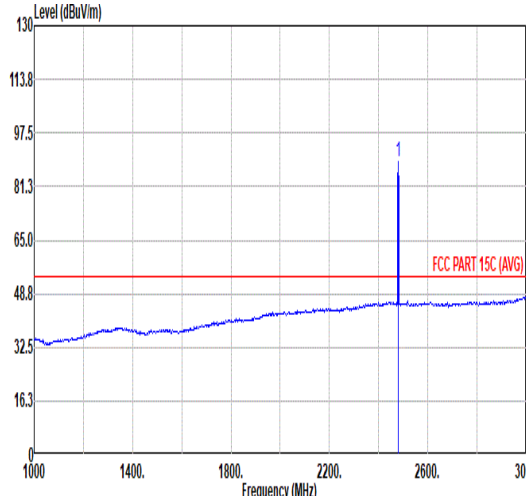


Mode	5																																																																																																																														
	Harmonic																																																																																																																														
	2400-2483.5_Bluetooth-LE_CH19_2440MHz																																																																																																																														
ANT	3																																																																																																																														
Pol.	Horizontal						Vertical																																																																																																																								
Peak Avg																																																																																																																															
	<table><tr><th></th><th>Limit</th><th>Read</th><th>Ant</th><th>Cable</th><th>Preamp</th><th>Aux</th><th>APos</th><th>TPos</th><th></th></tr><tr><th>Freq</th><th>Level</th><th>Line</th><th>Margin</th><th>Level</th><th>Factor</th><th>Loss</th><th>Factor</th><th>Factor</th><th>Remark</th></tr><tr><th></th><th>MHz</th><th>dBuV/m</th><th>dBuV/m</th><th>dB</th><th>dBuV</th><th>dB/m</th><th>dB</th><th>dB</th><th>cm</th><th>deg</th></tr><tr><td>1</td><td>4880.00</td><td>40.16</td><td>74.00</td><td>-33.84</td><td>59.44</td><td>34.20</td><td>12.07</td><td>65.55</td><td>0.00</td><td>--</td><td>--</td><td>PEAK</td></tr><tr><td>2</td><td>7320.00</td><td>42.25</td><td>74.00</td><td>-31.75</td><td>56.32</td><td>35.00</td><td>14.98</td><td>64.85</td><td>0.00</td><td>--</td><td>--</td><td>PEAK</td></tr></table>							Limit	Read	Ant	Cable	Preamp	Aux	APos	TPos		Freq	Level	Line	Margin	Level	Factor	Loss	Factor	Factor	Remark		MHz	dBuV/m	dBuV/m	dB	dBuV	dB/m	dB	dB	cm	deg	1	4880.00	40.16	74.00	-33.84	59.44	34.20	12.07	65.55	0.00	--	--	PEAK	2	7320.00	42.25	74.00	-31.75	56.32	35.00	14.98	64.85	0.00	--	--	PEAK	<table><tr><th></th><th>Limit</th><th>Read</th><th>Ant</th><th>Cable</th><th>Preamp</th><th>Aux</th><th>APos</th><th>TPos</th><th></th></tr><tr><th>Freq</th><th>Level</th><th>Line</th><th>Margin</th><th>Level</th><th>Factor</th><th>Loss</th><th>Factor</th><th>Factor</th><th>Remark</th></tr><tr><th></th><th>MHz</th><th>dBuV/m</th><th>dBuV/m</th><th>dB</th><th>dBuV</th><th>dB/m</th><th>dB</th><th>dB</th><th>dB</th><th>cm</th><th>deg</th></tr><tr><td>1</td><td>4880.00</td><td>40.12</td><td>74.00</td><td>-33.88</td><td>59.40</td><td>34.20</td><td>12.07</td><td>65.55</td><td>0.00</td><td>--</td><td>--</td><td>PEAK</td></tr><tr><td>2</td><td>7320.00</td><td>42.48</td><td>74.00</td><td>-31.52</td><td>56.55</td><td>35.00</td><td>14.98</td><td>64.85</td><td>0.00</td><td>--</td><td>--</td><td>PEAK</td></tr></table>							Limit	Read	Ant	Cable	Preamp	Aux	APos	TPos		Freq	Level	Line	Margin	Level	Factor	Loss	Factor	Factor	Remark		MHz	dBuV/m	dBuV/m	dB	dBuV	dB/m	dB	dB	dB	cm	deg	1	4880.00	40.12	74.00	-33.88	59.40	34.20	12.07	65.55	0.00	--	--	PEAK	2	7320.00	42.48	74.00	-31.52	56.55	35.00	14.98	64.85	0.00	--	--	PEAK
		Limit	Read	Ant	Cable	Preamp	Aux	APos	TPos																																																																																																																						
Freq	Level	Line	Margin	Level	Factor	Loss	Factor	Factor	Remark																																																																																																																						
	MHz	dBuV/m	dBuV/m	dB	dBuV	dB/m	dB	dB	cm	deg																																																																																																																					
1	4880.00	40.16	74.00	-33.84	59.44	34.20	12.07	65.55	0.00	--	--	PEAK																																																																																																																			
2	7320.00	42.25	74.00	-31.75	56.32	35.00	14.98	64.85	0.00	--	--	PEAK																																																																																																																			
	Limit	Read	Ant	Cable	Preamp	Aux	APos	TPos																																																																																																																							
Freq	Level	Line	Margin	Level	Factor	Loss	Factor	Factor	Remark																																																																																																																						
	MHz	dBuV/m	dBuV/m	dB	dBuV	dB/m	dB	dB	dB	cm	deg																																																																																																																				
1	4880.00	40.12	74.00	-33.88	59.40	34.20	12.07	65.55	0.00	--	--	PEAK																																																																																																																			
2	7320.00	42.48	74.00	-31.52	56.55	35.00	14.98	64.85	0.00	--	--	PEAK																																																																																																																			

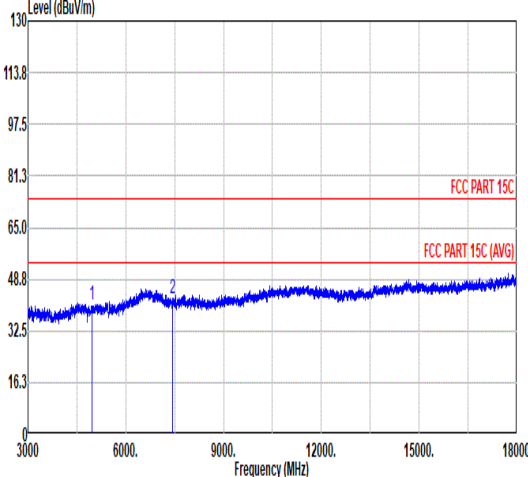
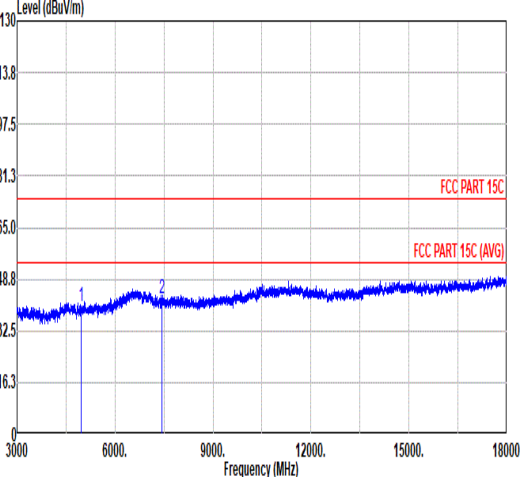
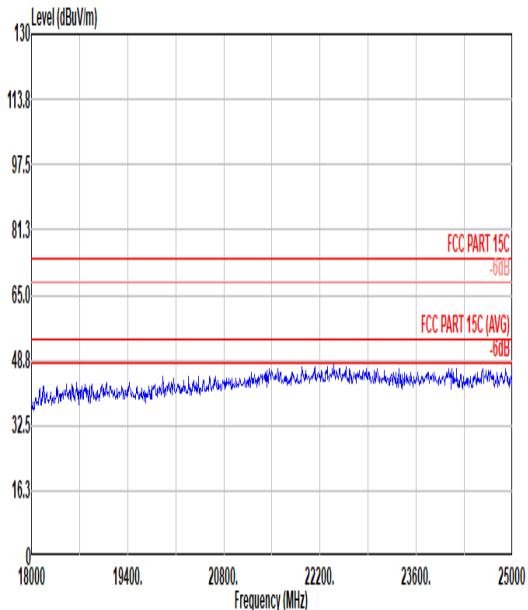
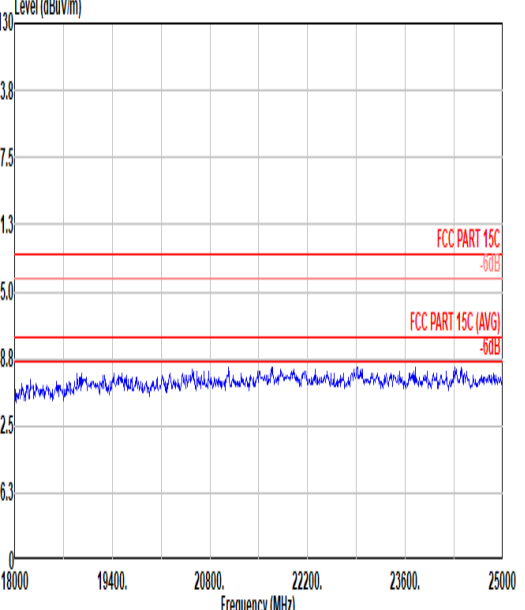


Mode	6																																																																																																												
	Band Edge																																																																																																												
	2400-2483.5_Bluetooth-LE_CH39_2480MHz																																																																																																												
ANT	3																																																																																																												
Pol.	Horizontal						Fundamental																																																																																																						
Peak																																																																																																													
	<table><tr><th></th><th>Limit</th><th>Read</th><th>Ant</th><th>Cable</th><th>Preamp</th><th>Aux</th><th>APos</th><th>TPos</th><th></th></tr><tr><th>Freq</th><th>Level</th><th>Line</th><th>Margin</th><th>Level</th><th>Factor</th><th>Loss</th><th>Factor</th><th>Factor</th><th>Remark</th></tr><tr><th></th><th>MHz</th><th>dBuV/m</th><th>dBuV/m</th><th>dB</th><th>dBuV</th><th>dB/m</th><th>dB</th><th>dB</th><th>cm</th><th>deg</th></tr><tr><td>1</td><td>2498.68</td><td>55.21</td><td>74.00</td><td>-18.79</td><td>38.92</td><td>32.40</td><td>8.87</td><td>30.98</td><td>6.00</td><td>109</td><td>22 PEAK</td></tr></table>													Limit	Read	Ant	Cable	Preamp	Aux	APos	TPos		Freq	Level	Line	Margin	Level	Factor	Loss	Factor	Factor	Remark		MHz	dBuV/m	dBuV/m	dB	dBuV	dB/m	dB	dB	cm	deg	1	2498.68	55.21	74.00	-18.79	38.92	32.40	8.87	30.98	6.00	109	22 PEAK	<table><tr><th></th><th>Limit</th><th>Read</th><th>Ant</th><th>Cable</th><th>Preamp</th><th>Aux</th><th>APos</th><th>TPos</th><th></th></tr><tr><th>Freq</th><th>Level</th><th>Line</th><th>Margin</th><th>Level</th><th>Factor</th><th>Loss</th><th>Factor</th><th>Factor</th><th>Remark</th></tr><tr><th></th><th>MHz</th><th>dBuV/m</th><th>dBuV/m</th><th>dB</th><th>dBuV</th><th>dB/m</th><th>dB</th><th>dB</th><th>cm</th><th>deg</th></tr><tr><td>1</td><td>2480.00</td><td>95.26</td><td>-----</td><td>-----</td><td>78.95</td><td>32.40</td><td>8.88</td><td>30.97</td><td>6.00</td><td>109</td><td>22 PEAK</td></tr></table>													Limit	Read	Ant	Cable	Preamp	Aux	APos	TPos		Freq	Level	Line	Margin	Level	Factor	Loss	Factor	Factor	Remark		MHz	dBuV/m	dBuV/m	dB	dBuV	dB/m	dB	dB	cm	deg	1	2480.00	95.26	-----	-----	78.95	32.40	8.88	30.97	6.00	109
	Limit	Read	Ant	Cable	Preamp	Aux	APos	TPos																																																																																																					
Freq	Level	Line	Margin	Level	Factor	Loss	Factor	Factor	Remark																																																																																																				
	MHz	dBuV/m	dBuV/m	dB	dBuV	dB/m	dB	dB	cm	deg																																																																																																			
1	2498.68	55.21	74.00	-18.79	38.92	32.40	8.87	30.98	6.00	109	22 PEAK																																																																																																		
	Limit	Read	Ant	Cable	Preamp	Aux	APos	TPos																																																																																																					
Freq	Level	Line	Margin	Level	Factor	Loss	Factor	Factor	Remark																																																																																																				
	MHz	dBuV/m	dBuV/m	dB	dBuV	dB/m	dB	dB	cm	deg																																																																																																			
1	2480.00	95.26	-----	-----	78.95	32.40	8.88	30.97	6.00	109	22 PEAK																																																																																																		
Avg																																																																																																													
	<table><tr><th></th><th>Limit</th><th>Read</th><th>Ant</th><th>Cable</th><th>Preamp</th><th>Aux</th><th>APos</th><th>TPos</th><th></th></tr><tr><th>Freq</th><th>Level</th><th>Line</th><th>Margin</th><th>Level</th><th>Factor</th><th>Loss</th><th>Factor</th><th>Factor</th><th>Remark</th></tr><tr><th></th><th>MHz</th><th>dBuV/m</th><th>dBuV/m</th><th>dB</th><th>dBuV</th><th>dB/m</th><th>dB</th><th>dB</th><th>cm</th><th>deg</th></tr><tr><td>1</td><td>2499.94</td><td>45.02</td><td>54.00</td><td>-8.98</td><td>28.73</td><td>32.40</td><td>8.87</td><td>30.98</td><td>6.00</td><td>109</td><td>22 AVERAGE</td></tr></table>													Limit	Read	Ant	Cable	Preamp	Aux	APos	TPos		Freq	Level	Line	Margin	Level	Factor	Loss	Factor	Factor	Remark		MHz	dBuV/m	dBuV/m	dB	dBuV	dB/m	dB	dB	cm	deg	1	2499.94	45.02	54.00	-8.98	28.73	32.40	8.87	30.98	6.00	109	22 AVERAGE	<table><tr><th></th><th>Limit</th><th>Read</th><th>Ant</th><th>Cable</th><th>Preamp</th><th>Aux</th><th>APos</th><th>TPos</th><th></th></tr><tr><th>Freq</th><th>Level</th><th>Line</th><th>Margin</th><th>Level</th><th>Factor</th><th>Loss</th><th>Factor</th><th>Factor</th><th>Remark</th></tr><tr><th></th><th>MHz</th><th>dBuV/m</th><th>dBuV/m</th><th>dB</th><th>dBuV</th><th>dB/m</th><th>dB</th><th>dB</th><th>cm</th><th>deg</th></tr><tr><td>1</td><td>2480.00</td><td>92.88</td><td>-----</td><td>-----</td><td>76.57</td><td>32.40</td><td>8.88</td><td>30.97</td><td>6.00</td><td>109</td><td>22 AVERAGE</td></tr></table>													Limit	Read	Ant	Cable	Preamp	Aux	APos	TPos		Freq	Level	Line	Margin	Level	Factor	Loss	Factor	Factor	Remark		MHz	dBuV/m	dBuV/m	dB	dBuV	dB/m	dB	dB	cm	deg	1	2480.00	92.88	-----	-----	76.57	32.40	8.88	30.97	6.00	109
	Limit	Read	Ant	Cable	Preamp	Aux	APos	TPos																																																																																																					
Freq	Level	Line	Margin	Level	Factor	Loss	Factor	Factor	Remark																																																																																																				
	MHz	dBuV/m	dBuV/m	dB	dBuV	dB/m	dB	dB	cm	deg																																																																																																			
1	2499.94	45.02	54.00	-8.98	28.73	32.40	8.87	30.98	6.00	109	22 AVERAGE																																																																																																		
	Limit	Read	Ant	Cable	Preamp	Aux	APos	TPos																																																																																																					
Freq	Level	Line	Margin	Level	Factor	Loss	Factor	Factor	Remark																																																																																																				
	MHz	dBuV/m	dBuV/m	dB	dBuV	dB/m	dB	dB	cm	deg																																																																																																			
1	2480.00	92.88	-----	-----	76.57	32.40	8.88	30.97	6.00	109	22 AVERAGE																																																																																																		



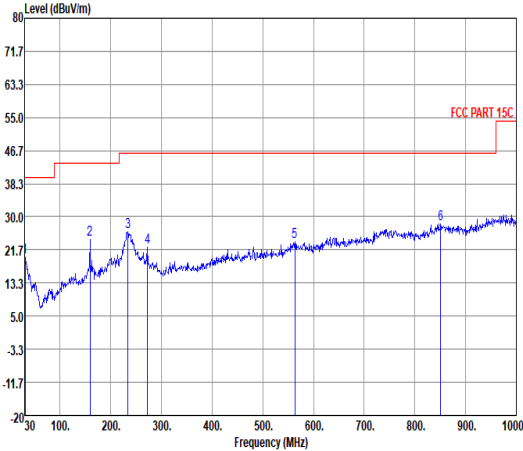
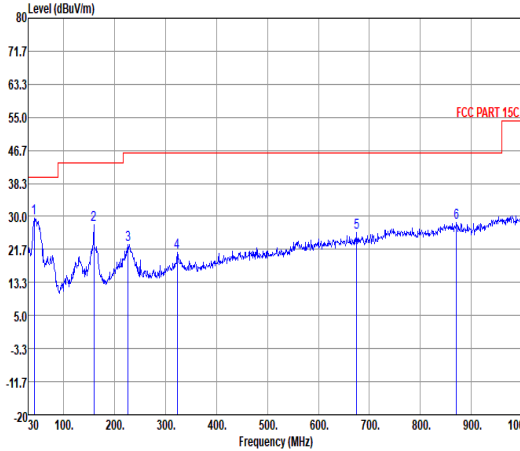
Mode	6																																																																																																														
	Band Edge																																																																																																														
	2400-2483.5_Bluetooth-LE_CH39_2480MHz																																																																																																														
ANT	3																																																																																																														
Pol.	Vertical						Fundamental																																																																																																								
Peak																																																																																																															
	<table><tr><th></th><th>Limit</th><th>Read</th><th>Ant</th><th>Cable</th><th>Preamp</th><th>Aux</th><th>APos</th><th>TPos</th><th>Remark</th></tr><tr><th>Freq</th><th>Level</th><th>Line</th><th>Margin</th><th>Level</th><th>Factor</th><th>Loss</th><th>Factor</th><th>Factor</th><th></th></tr><tr><th>MHz</th><th>dBuV/m</th><th>dBuV/m</th><th>dB</th><th>dBuV</th><th>dB/m</th><th>dB</th><th>dB</th><th>dB</th><th>cm</th><th>deg</th></tr><tr><td>1</td><td>2492.32</td><td>55.52</td><td>74.00</td><td>-18.48</td><td>39.22</td><td>32.40</td><td>8.87</td><td>30.97</td><td>6.00</td><td>100</td><td>238</td><td>PEAK</td></tr></table>													Limit	Read	Ant	Cable	Preamp	Aux	APos	TPos	Remark	Freq	Level	Line	Margin	Level	Factor	Loss	Factor	Factor		MHz	dBuV/m	dBuV/m	dB	dBuV	dB/m	dB	dB	dB	cm	deg	1	2492.32	55.52	74.00	-18.48	39.22	32.40	8.87	30.97	6.00	100	238	PEAK	<table><tr><th></th><th>Limit</th><th>Read</th><th>Ant</th><th>Cable</th><th>Preamp</th><th>Aux</th><th>APos</th><th>TPos</th><th>Remark</th></tr><tr><th>Freq</th><th>Level</th><th>Line</th><th>Margin</th><th>Level</th><th>Factor</th><th>Loss</th><th>Factor</th><th>Factor</th><th></th></tr><tr><th>MHz</th><th>dBuV/m</th><th>dBuV/m</th><th>dB</th><th>dBuV</th><th>dB/m</th><th>dB</th><th>dB</th><th>dB</th><th>cm</th><th>deg</th></tr><tr><td>1</td><td>2480.00</td><td>91.17</td><td>-----</td><td>-----</td><td>74.86</td><td>32.40</td><td>8.88</td><td>30.97</td><td>6.00</td><td>100</td><td>238</td><td>PEAK</td></tr></table>													Limit	Read	Ant	Cable	Preamp	Aux	APos	TPos	Remark	Freq	Level	Line	Margin	Level	Factor	Loss	Factor	Factor		MHz	dBuV/m	dBuV/m	dB	dBuV	dB/m	dB	dB	dB	cm	deg	1	2480.00	91.17	-----	-----	74.86	32.40	8.88	30.97	6.00	100	238
	Limit	Read	Ant	Cable	Preamp	Aux	APos	TPos	Remark																																																																																																						
Freq	Level	Line	Margin	Level	Factor	Loss	Factor	Factor																																																																																																							
MHz	dBuV/m	dBuV/m	dB	dBuV	dB/m	dB	dB	dB	cm	deg																																																																																																					
1	2492.32	55.52	74.00	-18.48	39.22	32.40	8.87	30.97	6.00	100	238	PEAK																																																																																																			
	Limit	Read	Ant	Cable	Preamp	Aux	APos	TPos	Remark																																																																																																						
Freq	Level	Line	Margin	Level	Factor	Loss	Factor	Factor																																																																																																							
MHz	dBuV/m	dBuV/m	dB	dBuV	dB/m	dB	dB	dB	cm	deg																																																																																																					
1	2480.00	91.17	-----	-----	74.86	32.40	8.88	30.97	6.00	100	238	PEAK																																																																																																			
Avg																																																																																																															
	<table><tr><th></th><th>Limit</th><th>Read</th><th>Ant</th><th>Cable</th><th>Preamp</th><th>Aux</th><th>APos</th><th>TPos</th><th>Remark</th></tr><tr><th>Freq</th><th>Level</th><th>Line</th><th>Margin</th><th>Level</th><th>Factor</th><th>Loss</th><th>Factor</th><th>Factor</th><th></th></tr><tr><th>MHz</th><th>dBuV/m</th><th>dBuV/m</th><th>dB</th><th>dBuV</th><th>dB/m</th><th>dB</th><th>dB</th><th>dB</th><th>cm</th><th>deg</th></tr><tr><td>1</td><td>2494.78</td><td>45.18</td><td>54.00</td><td>-8.82</td><td>28.88</td><td>32.40</td><td>8.87</td><td>30.97</td><td>6.00</td><td>100</td><td>238</td><td>AVERAGE</td></tr></table>													Limit	Read	Ant	Cable	Preamp	Aux	APos	TPos	Remark	Freq	Level	Line	Margin	Level	Factor	Loss	Factor	Factor		MHz	dBuV/m	dBuV/m	dB	dBuV	dB/m	dB	dB	dB	cm	deg	1	2494.78	45.18	54.00	-8.82	28.88	32.40	8.87	30.97	6.00	100	238	AVERAGE	<table><tr><th></th><th>Limit</th><th>Read</th><th>Ant</th><th>Cable</th><th>Preamp</th><th>Aux</th><th>APos</th><th>TPos</th><th>Remark</th></tr><tr><th>Freq</th><th>Level</th><th>Line</th><th>Margin</th><th>Level</th><th>Factor</th><th>Loss</th><th>Factor</th><th>Factor</th><th></th></tr><tr><th>MHz</th><th>dBuV/m</th><th>dBuV/m</th><th>dB</th><th>dBuV</th><th>dB/m</th><th>dB</th><th>dB</th><th>dB</th><th>cm</th><th>deg</th></tr><tr><td>1</td><td>2480.00</td><td>88.87</td><td>-----</td><td>-----</td><td>72.56</td><td>32.40</td><td>8.88</td><td>30.97</td><td>6.00</td><td>100</td><td>238</td><td>AVERAGE</td></tr></table>													Limit	Read	Ant	Cable	Preamp	Aux	APos	TPos	Remark	Freq	Level	Line	Margin	Level	Factor	Loss	Factor	Factor		MHz	dBuV/m	dBuV/m	dB	dBuV	dB/m	dB	dB	dB	cm	deg	1	2480.00	88.87	-----	-----	72.56	32.40	8.88	30.97	6.00	100	238
	Limit	Read	Ant	Cable	Preamp	Aux	APos	TPos	Remark																																																																																																						
Freq	Level	Line	Margin	Level	Factor	Loss	Factor	Factor																																																																																																							
MHz	dBuV/m	dBuV/m	dB	dBuV	dB/m	dB	dB	dB	cm	deg																																																																																																					
1	2494.78	45.18	54.00	-8.82	28.88	32.40	8.87	30.97	6.00	100	238	AVERAGE																																																																																																			
	Limit	Read	Ant	Cable	Preamp	Aux	APos	TPos	Remark																																																																																																						
Freq	Level	Line	Margin	Level	Factor	Loss	Factor	Factor																																																																																																							
MHz	dBuV/m	dBuV/m	dB	dBuV	dB/m	dB	dB	dB	cm	deg																																																																																																					
1	2480.00	88.87	-----	-----	72.56	32.40	8.88	30.97	6.00	100	238	AVERAGE																																																																																																			



Mode	6																																																																																																																								
	Harmonic																																																																																																																								
	2400-2483.5_Bluetooth-LE_CH39_2480MHz																																																																																																																								
ANT	3																																																																																																																								
Pol.	Horizontal						Vertical																																																																																																																		
Peak Avg																																																																																																																									
	<table><tr><th></th><th>Limit</th><th>Read</th><th>Ant</th><th>Cable</th><th>Preamp</th><th>Aux</th><th>APos</th><th>TPos</th><th></th></tr><tr><th>Freq</th><th>Level</th><th>Line</th><th>Margin</th><th>Level</th><th>Factor</th><th>Loss</th><th>Factor</th><th>Factor</th><th>Remark</th></tr><tr><th></th><th>MHz</th><th>dBuV/m</th><th>dBuV/m</th><th>dB</th><th>dBuV</th><th>dB/m</th><th>dB</th><th>dB</th><th>cm</th><th>deg</th></tr><tr><td>1</td><td>4960.00</td><td>40.65</td><td>74.00</td><td>-33.35</td><td>59.74</td><td>34.24</td><td>12.07</td><td>65.40</td><td>0.00</td><td>--</td><td>PEAK</td></tr><tr><td>2</td><td>7440.00</td><td>42.65</td><td>74.00</td><td>-31.35</td><td>56.83</td><td>35.00</td><td>15.21</td><td>65.19</td><td>0.00</td><td>--</td><td>PEAK</td></tr></table>							Limit	Read	Ant	Cable	Preamp	Aux	APos	TPos		Freq	Level	Line	Margin	Level	Factor	Loss	Factor	Factor	Remark		MHz	dBuV/m	dBuV/m	dB	dBuV	dB/m	dB	dB	cm	deg	1	4960.00	40.65	74.00	-33.35	59.74	34.24	12.07	65.40	0.00	--	PEAK	2	7440.00	42.65	74.00	-31.35	56.83	35.00	15.21	65.19	0.00	--	PEAK	<table><tr><th></th><th>Limit</th><th>Read</th><th>Ant</th><th>Cable</th><th>Preamp</th><th>Aux</th><th>APos</th><th>TPos</th><th></th></tr><tr><th>Freq</th><th>Level</th><th>Line</th><th>Margin</th><th>Level</th><th>Factor</th><th>Loss</th><th>Factor</th><th>Factor</th><th>Remark</th></tr><tr><th></th><th>MHz</th><th>dBuV/m</th><th>dBuV/m</th><th>dB</th><th>dBuV</th><th>dB/m</th><th>dB</th><th>dB</th><th>cm</th><th>deg</th></tr><tr><td>1</td><td>4960.00</td><td>40.29</td><td>74.00</td><td>-33.71</td><td>59.38</td><td>34.24</td><td>12.07</td><td>65.40</td><td>0.00</td><td>--</td><td>PEAK</td></tr><tr><td>2</td><td>7440.00</td><td>42.50</td><td>74.00</td><td>-31.50</td><td>56.68</td><td>35.00</td><td>15.21</td><td>65.19</td><td>0.00</td><td>--</td><td>PEAK</td></tr></table>							Limit	Read	Ant	Cable	Preamp	Aux	APos	TPos		Freq	Level	Line	Margin	Level	Factor	Loss	Factor	Factor	Remark		MHz	dBuV/m	dBuV/m	dB	dBuV	dB/m	dB	dB	cm	deg	1	4960.00	40.29	74.00	-33.71	59.38	34.24	12.07	65.40	0.00	--	PEAK	2	7440.00	42.50	74.00	-31.50	56.68	35.00	15.21	65.19	0.00	--
	Limit	Read	Ant	Cable	Preamp	Aux	APos	TPos																																																																																																																	
Freq	Level	Line	Margin	Level	Factor	Loss	Factor	Factor	Remark																																																																																																																
	MHz	dBuV/m	dBuV/m	dB	dBuV	dB/m	dB	dB	cm	deg																																																																																																															
1	4960.00	40.65	74.00	-33.35	59.74	34.24	12.07	65.40	0.00	--	PEAK																																																																																																														
2	7440.00	42.65	74.00	-31.35	56.83	35.00	15.21	65.19	0.00	--	PEAK																																																																																																														
	Limit	Read	Ant	Cable	Preamp	Aux	APos	TPos																																																																																																																	
Freq	Level	Line	Margin	Level	Factor	Loss	Factor	Factor	Remark																																																																																																																
	MHz	dBuV/m	dBuV/m	dB	dBuV	dB/m	dB	dB	cm	deg																																																																																																															
1	4960.00	40.29	74.00	-33.71	59.38	34.24	12.07	65.40	0.00	--	PEAK																																																																																																														
2	7440.00	42.50	74.00	-31.50	56.68	35.00	15.21	65.19	0.00	--	PEAK																																																																																																														
Peak Avg																																																																																																																									

Note: Only the worst case has assessed 18G ~25GHz to test.



Mode	6																																																																																																																																																																																																																						
	LF																																																																																																																																																																																																																						
	2400-2483.5_Bluetooth-LE_CH39_2480MHz																																																																																																																																																																																																																						
ANT	3																																																																																																																																																																																																																						
Pol.	Horizontal						Vertical																																																																																																																																																																																																																
Peak																																																																																																																																																																																																																							
	<table><tr><th></th><th>Freq</th><th>Level</th><th>Limit</th><th>Over</th><th>ReadAntenna</th><th>Cable</th><th>Preamp</th><th>A/Pos</th><th>T/Pos</th><th>Remark</th><th>Pol/Phas</th></tr><tr><th></th><th>MHz</th><th>dBuV/m</th><th>dBuV/m</th><th>dB</th><th>dBuV</th><th>dB/m</th><th>dB</th><th>dB</th><th>cm</th><th>deg</th><th></th></tr><tr><td>1</td><td>30.97</td><td>19.81</td><td>40.00</td><td>-20.19</td><td>26.59</td><td>24.91</td><td>0.51</td><td>32.20</td><td>---</td><td>---</td><td>Peak HORIZONTAL</td></tr><tr><td>2</td><td>159.01</td><td>24.41</td><td>43.50</td><td>-19.09</td><td>38.49</td><td>16.20</td><td>1.82</td><td>32.10</td><td>---</td><td>---</td><td>Peak HORIZONTAL</td></tr><tr><td>3</td><td>233.70</td><td>26.30</td><td>46.00</td><td>-19.70</td><td>39.79</td><td>16.46</td><td>2.22</td><td>32.17</td><td>---</td><td>---</td><td>Peak HORIZONTAL</td></tr><tr><td>4</td><td>272.50</td><td>22.28</td><td>46.00</td><td>-23.72</td><td>33.23</td><td>18.80</td><td>2.41</td><td>32.16</td><td>---</td><td>---</td><td>Peak HORIZONTAL</td></tr><tr><td>5</td><td>563.50</td><td>23.75</td><td>46.00</td><td>-22.25</td><td>26.29</td><td>26.31</td><td>3.45</td><td>32.30</td><td>---</td><td>---</td><td>Peak HORIZONTAL</td></tr><tr><td>6</td><td>850.62</td><td>28.13</td><td>46.00</td><td>-17.87</td><td>27.35</td><td>28.94</td><td>4.24</td><td>32.40</td><td>---</td><td>---</td><td>Peak HORIZONTAL</td></tr></table>													Freq	Level	Limit	Over	ReadAntenna	Cable	Preamp	A/Pos	T/Pos	Remark	Pol/Phas		MHz	dBuV/m	dBuV/m	dB	dBuV	dB/m	dB	dB	cm	deg		1	30.97	19.81	40.00	-20.19	26.59	24.91	0.51	32.20	---	---	Peak HORIZONTAL	2	159.01	24.41	43.50	-19.09	38.49	16.20	1.82	32.10	---	---	Peak HORIZONTAL	3	233.70	26.30	46.00	-19.70	39.79	16.46	2.22	32.17	---	---	Peak HORIZONTAL	4	272.50	22.28	46.00	-23.72	33.23	18.80	2.41	32.16	---	---	Peak HORIZONTAL	5	563.50	23.75	46.00	-22.25	26.29	26.31	3.45	32.30	---	---	Peak HORIZONTAL	6	850.62	28.13	46.00	-17.87	27.35	28.94	4.24	32.40	---	---	Peak HORIZONTAL	<table><tr><th></th><th>Freq</th><th>Level</th><th>Limit</th><th>Over</th><th>ReadAntenna</th><th>Cable</th><th>Preamp</th><th>A/Pos</th><th>T/Pos</th><th>Remark</th><th>Pol/Phas</th></tr><tr><th></th><th>MHz</th><th>dBuV/m</th><th>dBuV/m</th><th>dB</th><th>dBuV</th><th>dB/m</th><th>dB</th><th>dB</th><th>cm</th><th>deg</th><th></th></tr><tr><td>1</td><td>41.64</td><td>29.72</td><td>40.00</td><td>-10.28</td><td>42.65</td><td>18.54</td><td>0.65</td><td>32.12</td><td>---</td><td>---</td><td>Peak VERTICAL</td></tr><tr><td>2</td><td>159.01</td><td>27.93</td><td>43.50</td><td>-15.57</td><td>42.01</td><td>16.20</td><td>1.82</td><td>32.10</td><td>---</td><td>---</td><td>Peak VERTICAL</td></tr><tr><td>3</td><td>225.94</td><td>22.81</td><td>46.00</td><td>-23.19</td><td>36.98</td><td>15.79</td><td>2.19</td><td>32.15</td><td>---</td><td>---</td><td>Peak VERTICAL</td></tr><tr><td>4</td><td>322.94</td><td>20.84</td><td>46.00</td><td>-25.16</td><td>31.01</td><td>19.35</td><td>2.63</td><td>32.15</td><td>---</td><td>---</td><td>Peak VERTICAL</td></tr><tr><td>5</td><td>675.05</td><td>25.89</td><td>46.00</td><td>-20.11</td><td>27.96</td><td>26.33</td><td>3.80</td><td>32.20</td><td>---</td><td>---</td><td>Peak VERTICAL</td></tr><tr><td>6</td><td>870.99</td><td>28.39</td><td>46.00</td><td>-17.61</td><td>27.52</td><td>28.90</td><td>4.29</td><td>32.32</td><td>---</td><td>---</td><td>Peak VERTICAL</td></tr></table>													Freq	Level	Limit	Over	ReadAntenna	Cable	Preamp	A/Pos	T/Pos	Remark	Pol/Phas		MHz	dBuV/m	dBuV/m	dB	dBuV	dB/m	dB	dB	cm	deg		1	41.64	29.72	40.00	-10.28	42.65	18.54	0.65	32.12	---	---	Peak VERTICAL	2	159.01	27.93	43.50	-15.57	42.01	16.20	1.82	32.10	---	---	Peak VERTICAL	3	225.94	22.81	46.00	-23.19	36.98	15.79	2.19	32.15	---	---	Peak VERTICAL	4	322.94	20.84	46.00	-25.16	31.01	19.35	2.63	32.15	---	---	Peak VERTICAL	5	675.05	25.89	46.00	-20.11	27.96	26.33	3.80	32.20	---	---	Peak VERTICAL	6	870.99	28.39	46.00	-17.61	27.52	28.90	4.29	32.32	---	---
	Freq	Level	Limit	Over	ReadAntenna	Cable	Preamp	A/Pos	T/Pos	Remark	Pol/Phas																																																																																																																																																																																																												
	MHz	dBuV/m	dBuV/m	dB	dBuV	dB/m	dB	dB	cm	deg																																																																																																																																																																																																													
1	30.97	19.81	40.00	-20.19	26.59	24.91	0.51	32.20	---	---	Peak HORIZONTAL																																																																																																																																																																																																												
2	159.01	24.41	43.50	-19.09	38.49	16.20	1.82	32.10	---	---	Peak HORIZONTAL																																																																																																																																																																																																												
3	233.70	26.30	46.00	-19.70	39.79	16.46	2.22	32.17	---	---	Peak HORIZONTAL																																																																																																																																																																																																												
4	272.50	22.28	46.00	-23.72	33.23	18.80	2.41	32.16	---	---	Peak HORIZONTAL																																																																																																																																																																																																												
5	563.50	23.75	46.00	-22.25	26.29	26.31	3.45	32.30	---	---	Peak HORIZONTAL																																																																																																																																																																																																												
6	850.62	28.13	46.00	-17.87	27.35	28.94	4.24	32.40	---	---	Peak HORIZONTAL																																																																																																																																																																																																												
	Freq	Level	Limit	Over	ReadAntenna	Cable	Preamp	A/Pos	T/Pos	Remark	Pol/Phas																																																																																																																																																																																																												
	MHz	dBuV/m	dBuV/m	dB	dBuV	dB/m	dB	dB	cm	deg																																																																																																																																																																																																													
1	41.64	29.72	40.00	-10.28	42.65	18.54	0.65	32.12	---	---	Peak VERTICAL																																																																																																																																																																																																												
2	159.01	27.93	43.50	-15.57	42.01	16.20	1.82	32.10	---	---	Peak VERTICAL																																																																																																																																																																																																												
3	225.94	22.81	46.00	-23.19	36.98	15.79	2.19	32.15	---	---	Peak VERTICAL																																																																																																																																																																																																												
4	322.94	20.84	46.00	-25.16	31.01	19.35	2.63	32.15	---	---	Peak VERTICAL																																																																																																																																																																																																												
5	675.05	25.89	46.00	-20.11	27.96	26.33	3.80	32.20	---	---	Peak VERTICAL																																																																																																																																																																																																												
6	870.99	28.39	46.00	-17.61	27.52	28.90	4.29	32.32	---	---	Peak VERTICAL																																																																																																																																																																																																												



7

Mode

Band Edge

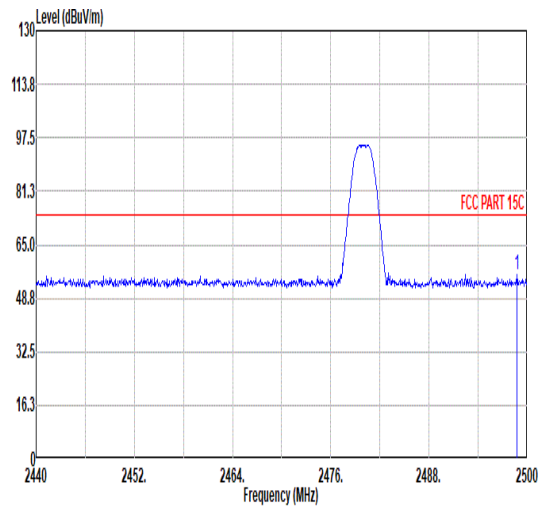
2400-2483.5_Bluetooth-LE_CH39_2480MHz + LTE Band 13 BW=5M

Pol.

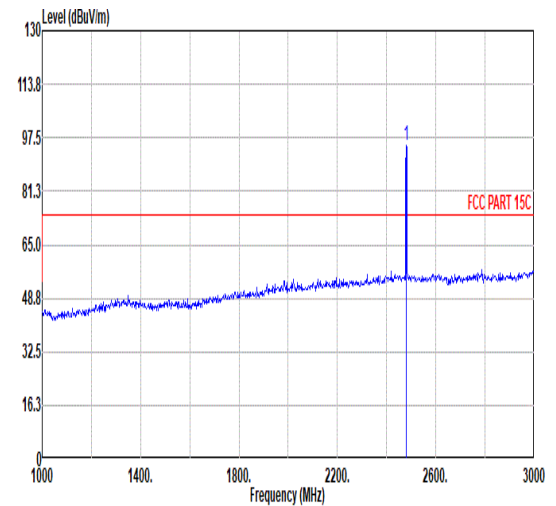
Horizontal

Fundamental

Peak

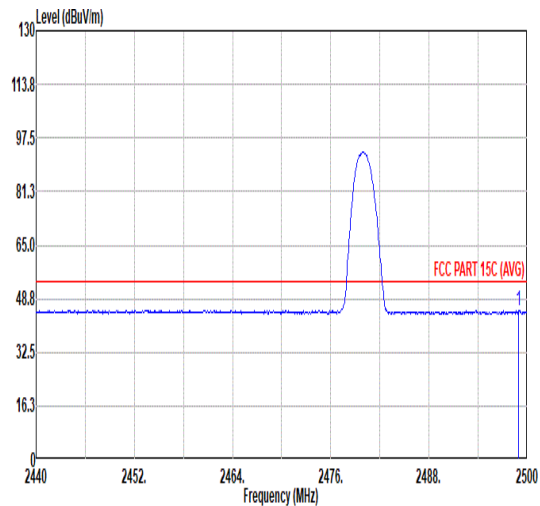


Freq	MHz	Limit		Read	Ant	Cable	Preamp	Aux	APos	TPos	Remark
		Level	Line Margin	Level	Factor	Loss	Factor	Factor			
		MHz	dBuV/m	dBuV/m	dB	dBuV	dB/m	dB	dB	cm	deg
1	2498.74	55.87	74.00	-18.13	39.58	32.40	8.87	30.98	6.00	100	227 PEAK

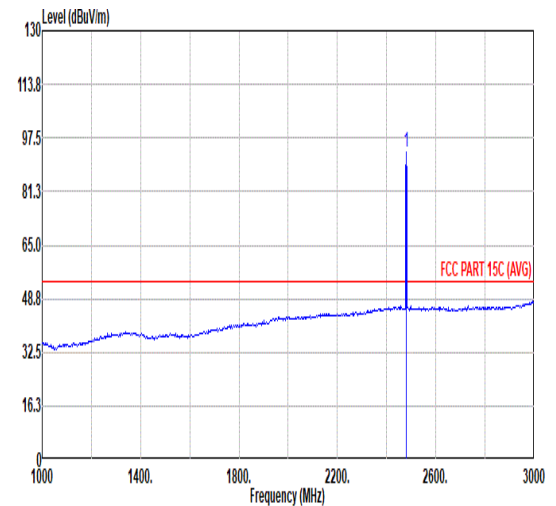


Freq	MHz	Limit		Read	Ant	Cable	Preamp	Aux	APos	TPos	Remark
		Level	Line Margin	Level	Factor	Loss	Factor	Factor			
		MHz	dBuV/m	dBuV/m	dB	dBuV	dB/m	dB	dB	cm	deg
1	2480.00	95.31	-----	79.00	32.40	8.88	30.97	6.00	100	227	PEAK

Avg



Freq	MHz	Limit		Read	Ant	Cable	Preamp	Aux	APos	TPos	Remark
		Level	Line Margin	Level	Factor	Loss	Factor	Factor			
		MHz	dBuV/m	dBuV/m	dB	dBuV	dB/m	dB	dB	cm	deg
1	2498.98	45.34	54.00	-8.66	29.05	32.40	8.87	30.98	6.00	100	227 AVERAGE



Freq	MHz	Limit		Read	Ant	Cable	Preamp	Aux	APos	TPos	Remark
		Level	Line Margin	Level	Factor	Loss	Factor	Factor			
		MHz	dBuV/m	dBuV/m	dB	dBuV	dB/m	dB	dB	cm	deg
1	2480.00	93.08	-----	76.77	32.40	8.88	30.97	6.00	100	227	AVERAGE



7

Mode

Band Edge

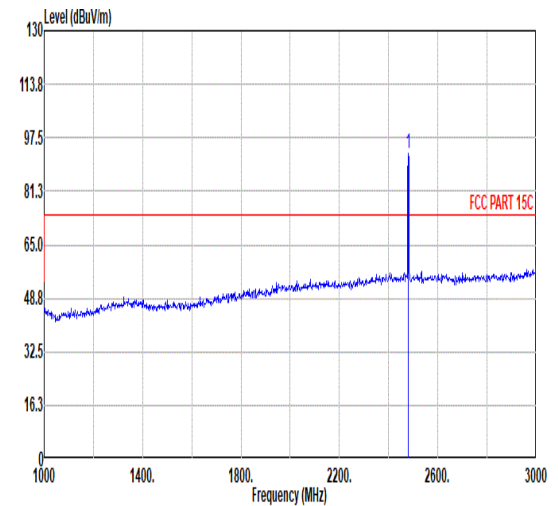
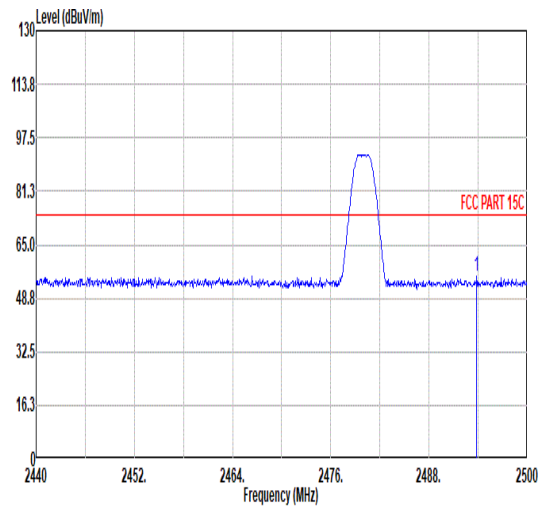
2400-2483.5_Bluetooth-LE_CH39_2480MHz + LTE Band 13 BW=5M

Pol.

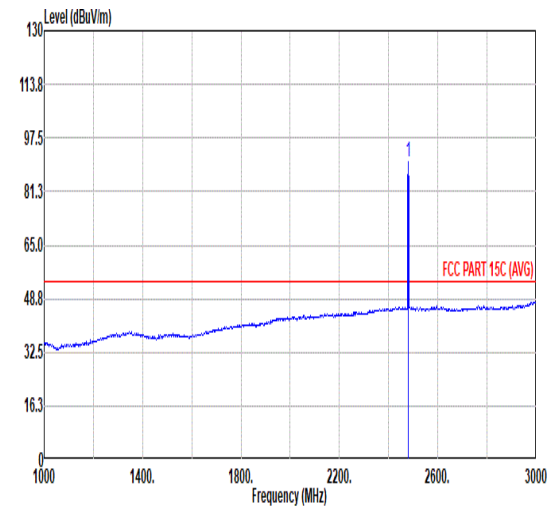
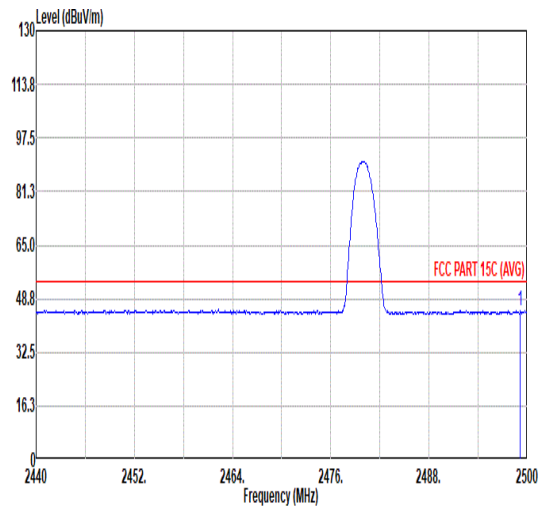
Vertical

Fundamental

Peak



Avg



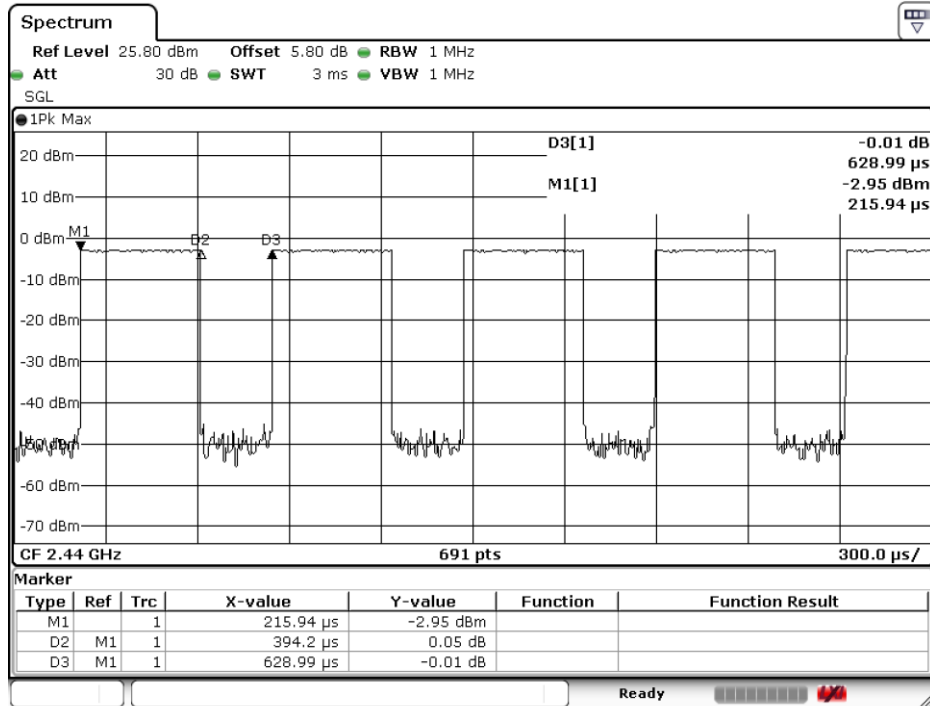


Mode	7																																																																	
	Harmonic																																																																	
	2400-2483.5_Bluetooth-LE_CH39_2480MHz + LTE Band 13 BW=5M																																																																	
Pol.	Horizontal																																																																	
Peak Avg																																																																		
	<table><tr><th></th><th>Limit</th><th>Read</th><th>Ant</th><th>Cable</th><th>Preamp</th><th>Aux</th><th>APos</th><th>TPos</th><th colspan="2"></th></tr><tr><th>Freq</th><th>Level</th><th>Line</th><th>Margin</th><th>Level</th><th>Factor</th><th>Loss</th><th>Factor</th><th>Factor</th><th colspan="2">Remark</th></tr><tr><th></th><th>MHz</th><th>dBuV/m</th><th>dBuV/m</th><th>dB</th><th>dBuV</th><th>dB/m</th><th>dB</th><th>dB</th><th>cm</th><th>deg</th></tr><tr><td>1</td><td>4960.00</td><td>40.65</td><td>74.00</td><td>-33.35</td><td>59.74</td><td>34.24</td><td>12.07</td><td>65.40</td><td>0.00</td><td>-- -- PEAK</td></tr><tr><td>2</td><td>7440.00</td><td>43.22</td><td>74.00</td><td>-30.78</td><td>57.40</td><td>35.00</td><td>15.21</td><td>65.19</td><td>0.00</td><td>-- -- PEAK</td></tr></table>												Limit	Read	Ant	Cable	Preamp	Aux	APos	TPos			Freq	Level	Line	Margin	Level	Factor	Loss	Factor	Factor	Remark			MHz	dBuV/m	dBuV/m	dB	dBuV	dB/m	dB	dB	cm	deg	1	4960.00	40.65	74.00	-33.35	59.74	34.24	12.07	65.40	0.00	-- -- PEAK	2	7440.00	43.22	74.00	-30.78	57.40	35.00	15.21	65.19	0.00	-- -- PEAK
		Limit	Read	Ant	Cable	Preamp	Aux	APos	TPos																																																									
Freq	Level	Line	Margin	Level	Factor	Loss	Factor	Factor	Remark																																																									
	MHz	dBuV/m	dBuV/m	dB	dBuV	dB/m	dB	dB	cm	deg																																																								
1	4960.00	40.65	74.00	-33.35	59.74	34.24	12.07	65.40	0.00	-- -- PEAK																																																								
2	7440.00	43.22	74.00	-30.78	57.40	35.00	15.21	65.19	0.00	-- -- PEAK																																																								
<table><tr><th></th><th>Limit</th><th>Read</th><th>Ant</th><th>Cable</th><th>Preamp</th><th>Aux</th><th>APos</th><th>TPos</th><th colspan="2"></th></tr><tr><th>Freq</th><th>Level</th><th>Line</th><th>Margin</th><th>Level</th><th>Factor</th><th>Loss</th><th>Factor</th><th>Factor</th><th colspan="2">Remark</th></tr><tr><th></th><th>MHz</th><th>dBuV/m</th><th>dBuV/m</th><th>dB</th><th>dBuV</th><th>dB/m</th><th>dB</th><th>dB</th><th>cm</th><th>deg</th></tr><tr><td>1</td><td>4960.00</td><td>40.41</td><td>74.00</td><td>-33.59</td><td>59.50</td><td>34.24</td><td>12.07</td><td>65.40</td><td>0.00</td><td>-- -- PEAK</td></tr><tr><td>2</td><td>7440.00</td><td>42.44</td><td>74.00</td><td>-31.56</td><td>56.62</td><td>35.80</td><td>15.21</td><td>65.19</td><td>0.00</td><td>-- -- PEAK</td></tr></table>												Limit	Read	Ant	Cable	Preamp	Aux	APos	TPos			Freq	Level	Line	Margin	Level	Factor	Loss	Factor	Factor	Remark			MHz	dBuV/m	dBuV/m	dB	dBuV	dB/m	dB	dB	cm	deg	1	4960.00	40.41	74.00	-33.59	59.50	34.24	12.07	65.40	0.00	-- -- PEAK	2	7440.00	42.44	74.00	-31.56	56.62	35.80	15.21	65.19	0.00	-- -- PEAK	
	Limit	Read	Ant	Cable	Preamp	Aux	APos	TPos																																																										
Freq	Level	Line	Margin	Level	Factor	Loss	Factor	Factor	Remark																																																									
	MHz	dBuV/m	dBuV/m	dB	dBuV	dB/m	dB	dB	cm	deg																																																								
1	4960.00	40.41	74.00	-33.59	59.50	34.24	12.07	65.40	0.00	-- -- PEAK																																																								
2	7440.00	42.44	74.00	-31.56	56.62	35.80	15.21	65.19	0.00	-- -- PEAK																																																								

Appendix C. Duty Cycle Plots

Band	Duty Cycle(%)	T(ms)	1/T(kHz)	VBW Setting
Bluetooth LE 1Mbps	62.67	0.394	2.537	2.7KHz
Bluetooth LE 2Mbps	33.63	0.212	4.728	5.1KHz

Bluetooth LE 1Mbps





Bluetooth LE 2Mbps

