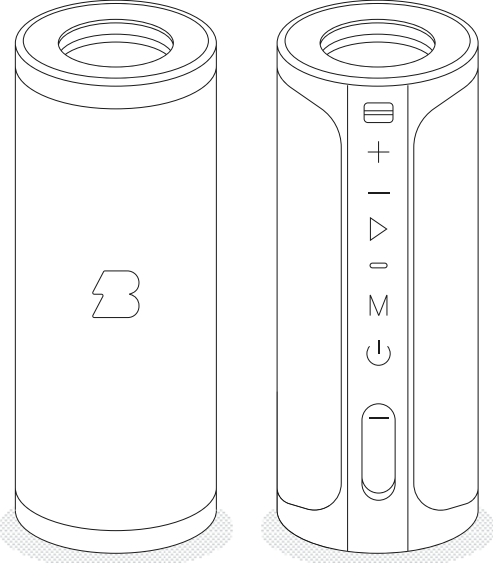


Thanks for (and congratulations on) your purchase of the coolest music maker of the party.



User Guide: To Rock, Roll, Groove, Chill and get the most from your new kick-ass speaker.

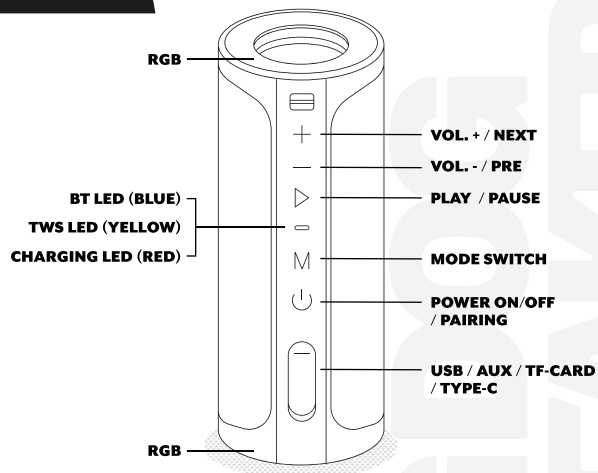


www.bigdogspeakers.com @bigdogspeakers

















All Rights Reserved. Big Dog Speakers LLC. // 2022 // Designed in Augusta, GA USA. Assembled in China.

MODEL NUMBER
BD SCOUT



BUTTON FUNCTION

- POWER ON**  Press Power button around 1.5S to power on
- POWER OFF**  Press Power button around 2S
- PLAY/PAUSE**  Press Play/Pause button
- VOLUME DOWN**  Press Volume Down button
- VOLUME UP**  Press Volume Up button
- PREV**  Hold Volume Down button
- NEXT**  Hold Volume up button
- SWITCH MODE**  Hold Mode button around 2s to switch BT,TF,USB disk,AUX mode
- EQ**  Press Mode button for different EQ (full sound mode / bass mode / natural sound)
- PICK UP CALL**  Press Play/Pause button
- REJECT CALL**  Press Play/Pause button 2S
- END CALL**  Press Play/Pause button
- REDIAL**  Press Play/Pause button twice
- BLUETOOTH DISCONNECT**  Hold Play/Pause button around 3S

SIZE	D87*H218
WEIGHT	823g
BLUETOOTH	<p>Version - 5.0 Bluetooth - When powered on, Bluetooth is on automatically, the blue light will flash quickly, the light will stay on when connected. TWS Stereo Pairing - 1) Power on the two speakers; 2) Press the power button twice, the speaker will move to TWS pairing status with a beep tone and a flashing yellow light, when pairing successfully, the two speaker's yellow lights will stay on, then the blue light will flash on the master speaker while the mobile device is connecting. 3) When they are connected, press the power button twice to disconnect the pairing and the yellow light will turn off; 4) The two speakers can be paired automatically after powered on if the two speakers have paired before. Bluetooth Distance - around 18m (depending on the environment) TWS Distance - around 6m (depending on the environment)</p>
PROMPT	<p>Power On Prompt - Dog bark Power Off Prompt - Dog whine</p>
OTHER	<p>Waterproof - IPX6 DSP - Yes Max Loud - 105dBA Stand-By Time - Shuts down automatically after 10 mins if there is no bluetooth connection Logo - Metal logo with wire appearance</p>
SPEAKER	<p>Drivers - Two drivers, dia 57mm Radiators - Two radiators, dia 60mm Total RMS Power - 2x20W</p>
PORT FUNCTION	<p>Type-C Port - Charging port AUX Port - Plays aux source when plugged into aux cable TF Card Port - Plays TF card source when plugged into TF card USB-A Port - Plays USB source when plugged into USB disk USB-A Port - Charges other devices when plugged into charging cable</p>
LED STATUS	<p>AUX Mode - Blue light flashes when playing music, blue light stays on when paused TF Card Mode - Blue light flashes when playing music, blue light stays on when paused U Disk Model - Blue light flashes when playing music, blue light stays on when paused RGB - Slow flash - run light - off RGB TWS - 1) Waiting to pair: The yellow light is flashing 2) When paired successfully: The yellow light stays on and the blue light flashes EQ Switch - 1) Blue light is full sound mode, 2) Green light is bass mode, 3) White light is natural sound. Charging - 1) Red light will slowly flash when charging 2) Red light will stay on when fully charged 3) Charge time is around 3 hours Low Power - Red light will flash</p>
BATTERY	<p>Battery Type - Lithium Ion battery pack Capacity - 7.2V 2500mAh / 18WH Play Time - 15 hours at around 15% volume</p>
ADDITIONAL ACCESSORIES	<p>Charging Cable - USB A-type C, length 50cm User Manual - General Manual 3.5mm AUX Cable - 3.5mm - 3.5mm cable, length 50cm Strap - Yes</p>

FCC WARNING

This device complies with part 15 of the FCC Rules. Operation is subject to the following two conditions: (1) this device may not cause harmful interference, and (2) this device must accept any interference received, including interference that may cause undesired operation.

Any changes or modifications not expressly approved by the party responsible for compliance could void the user's authority to operate the equipment.

NOTE: This equipment has been tested and found to comply with the limits for a Class B digital device, pursuant to Part 15 of the FCC Rules. These limits are designed to provide reasonable protection against harmful interference in a residential installation. This equipment generates, uses and can radiate radio frequency energy and, if not installed and used in accordance with the instructions, may cause harmful interference to radio communications. However, there is no guarantee that interference will not occur in a particular installation.

If this equipment does cause harmful interference to radio or television reception, which can be determined by turning the equipment off and on, the user is encouraged to try to correct the interference by one or more of the following measures:

- Reorient or relocate the receiving antenna.
- Increase the separation between the equipment and receiver.
- Connect the equipment into an outlet on a circuit different from that to which the receiver is connected.
- Consult the dealer or an experienced radio/TV technician for help.

The device has been evaluated to meet general RF exposure requirement. The device can be used in portable exposure condition without restriction.