

FCC DFS Test Report

FCC ID : 2A8MT-AP6PRO
Equipment : 4x4 Dual-band Outdoor Access Point
Brand Name : ALTA LABS [Λ] ALTA LABS
Model Name : AP6-Pro-Outdoor
Applicant : SoundVision Technologies, dba Alta Labs
192 N Old Hwy 91, Unit 1 Hurricane,Utah,
United States 84737
Manufacturer : SoundVision Technologies, dba Alta Labs
192 N Old Hwy 91, Unit 1 Hurricane,Utah,
United States 84737
Standard : 47 CFR FCC Part 15.407

The product was received on Jan. 11, 2023, and testing was started from Mar. 09, 2023 and completed on Mar. 12, 2023. We, SPORTON INTERNATIONAL INC. Hsinhua Laboratory, would like to declare that the tested sample has been evaluated in accordance with the procedures given in KDB 905462 D02 UNII DFS Compliance Procedures New Rules v02 and shown compliance with the applicable technical standards.

The test results in this variant report apply exclusively to the tested model / sample. Without written approval of SPORTON INTERNATIONAL INC. Hsinhua Laboratory, the test report shall not be reproduced except in full.



Approved by: Jackson Tsai

SPORTON INTERNATIONAL INC. Hsinhua Laboratory

No.52, Huaya 1st Rd., Guishan Dist., Taoyuan City 333411, Taiwan (R.O.C.)



Table of Contents

HISTORY OF THIS TEST REPORT3

SUMMARY OF TEST RESULT4

1 GENERAL DESCRIPTION5

1.1 Information.....5

1.2 Testing Location Information9

2 TEST CONFIGURATION OF EUT.....10

2.1 Test Channel Frequencies Configuration.....10

2.2 The Worst Case Measurement Configuration10

2.3 Accessories10

2.4 Support Equipment.....10

3 DYNAMIC FREQUENCY SELECTION (DFS) TEST RESULT11

3.1 General DFS Information11

3.2 Radar Test Waveform Calibration14

3.3 UNII Detection Bandwidth23

3.4 Channel Availability Check (CAC).....27

3.5 In-service Monitoring31

3.6 Statistical Performance Check34

4 TEST EQUIPMENT AND CALIBRATION DATA.....167

5 MEASUREMENT UNCERTAINTY168

Appendix A. Test Photos

Photographs of EUT V01



Summary of Test Result

Report Clause	Ref. Std. Clause	Test Items	Result (PASS/FAIL)	Remark
3.3	KDB 905462 7.8.1	DFS: UNII Detection Bandwidth Measurement	PASS	100% of the 99% BW
3.4	KDB 905462 7.8.2.1	DFS: Initial Channel Availability Check Time	PASS	CAC ≥ 60 sec
3.4	KDB 905462 7.8.2.2	DFS: Radar Burst at the Beginning of the Channel Availability Check Time	PASS	Detection Threshold: -63 dBm
3.4	KDB 905462 7.8.2.3	DFS: Radar Burst at the End of the Channel Availability Check Time	PASS	Detection Threshold: -63 dBm
3.5	KDB 905462 7.8.3	DFS: In-Service Monitoring for Channel Move Time (CMT)	PASS	CMT ≤ 10sec
3.5	KDB 905462 7.8.3	DFS: In-Service Monitoring for Channel Closing Transmission Time (CCTT)	PASS	CCTT ≤ 60 ms starting at CMT 200ms
3.5	KDB 905462 7.8.3	DFS: In-Service Monitoring for Non-Occupancy Period (NOP)	PASS	NOP ≥ 30 min
3.6	KDB 905462 7.8.4	DFS: Statistical Performance Check	PASS	Table 5 - 7 (KDB 905462)
3.1.4	KDB 905462 8.1	User Access Restrictions	PASS	DFS controls

Declaration of Conformity:
The test results with all measurement uncertainty excluded are presented in accordance with the regulation limits or requirements declared by manufacturers.
Comments and explanations:
None

Reviewed by: Ben Tseng

Report Producer: Julie Tseng



1 General Description

1.1 Information

1.1.1 RF General Information

Specification Items	Description
Product Type	WLAN (4TX, 4RX)
Radio Type	Intentional Transceiver
Power Type	From PoE
Modulation	IEEE 802.11a: OFDM (BPSK / QPSK / 16QAM / 64QAM) IEEE 802.11n/ac/ax: see the below table
Data Rate (Mbps)	IEEE 802.11a: OFDM (6/9/12/18/24/36/48/54) IEEE 802.11n/ac/ax: see the below table
Channel Bandwidth	20/40/80/160 MHz operating channel bandwidth
Operating Mode	<input checked="" type="checkbox"/> Master
	<input checked="" type="checkbox"/> Bridge
	<input checked="" type="checkbox"/> Mesh
	<input type="checkbox"/> Client with radar detection
	<input type="checkbox"/> Client without radar detection
Communication Mode	<input checked="" type="checkbox"/> IP Based (Load Based) <input type="checkbox"/> Frame Based
TPC Function	<input checked="" type="checkbox"/> With TPC <input type="checkbox"/> Without TPC
Weather Band (5600~5650MHz)	<input checked="" type="checkbox"/> With 5600~5650MHz <input type="checkbox"/> Without 5600~5650MHz
Power-on cycle	160MHz: Requires 56.506 seconds to complete its power-on cycle.
Software / Firmware Version	AP6_AP6PRO Rv0.0.2 2022-12-22-01:42
Note: EUT employ a TPC mechanism and TPC have the capability to operate at least 6 dB below highest RF output power.	

Type of EUT	
<input checked="" type="checkbox"/>	Stand-alone
<input type="checkbox"/>	Combined (EUT where the radio part is fully integrated within another device)
	Combined Equipment - Brand Name / Model No.: ...
<input type="checkbox"/>	Plug-in radio (EUT intended for a variety of host systems)
	Host System - Brand Name / Model No.:
<input type="checkbox"/>	Other:



Antenna & Bandwidth

Antenna	Four (TX)			
	20 MHz	40 MHz	80 MHz	160 MHz
Band width Mode				
IEEE 802.11a	V	X	X	X
IEEE 802.11n	V	V	X	X
IEEE 802.11ac	V	V	V	V
IEEE 802.11ax	V	V	V	V

IEEE 11n/ac/ax Spec.

Protocol	Number of Transmit Chains (NTX)	Data Rate / MCS
802.11n (HT20)	4	MCS 0-31
802.11n (HT40)	4	MCS 0-31
802.11ac (VHT20)	4	MCS 0-8/Nss1-4
802.11ac (VHT40)	4	MCS 0-9/Nss1-4
802.11ac (VHT80)	4	MCS 0-9/Nss1-4
802.11ac (VHT160)	4	MCS 0-9/Nss1-4
802.11ax (HEW20)	4	MCS0-11/Nss1-4
802.11 ax (HEW40)	4	MCS0-11/Nss1-4
802.11 ax (HEW80)	4	MCS0-11/Nss1-4
802.11 ax (HEW160)	4	MCS0-11/Nss1-4

Note 1: IEEE Std. 802.11n modulation consists of HT20 and HT40 (HT: High Throughput). Then EUT support HT20 and HT40.

Note 2: HT20 and HT40 use a combination of OFDM-BPSK, QPSK, 16QAM, 64QAM modulation.

Note 3: IEEE Std. 802.11ac modulation consists of VHT20, VHT40, VHT80 and VHT160 (VHT: Very High Throughput). Then EUT support VHT20, VHT40, VHT80 and VHT160.

Note 4: VHT20, VHT40, VHT80 and VHT160 use a combination of OFDM-BPSK, QPSK, 16QAM, 64QAM, 256QAM modulation.

Note 5: HEW20, HEW40, HEW80 and HEW160 use a combination of OFDM-BPSK, QPSK, 16QAM, 64QAM, 256QAM, 1024QAM modulation.

Note 6: Modulation modes consist of below configuration:
 11a: IEEE 802.11a, HT20/HT40: IEEE 802.11n, VHT20/VHT40/VHT80/VHT160: IEEE 802.11ac, HEW20/HEW40/HEW80/HEW160: IEEE 802.11ax.

1.1.2 Antenna Information

Ant.	Brand	Model Name	Antenna Type	Connector	Ramark
1	LITEON	3010001429GD	PIFA	I-PEX	Radio 2_5G
2	LITEON	3010001441GD	PIFA	I-PEX	Radio 1_2.4G+ Radio 2_5G
3	LITEON	3010001443GD	PIFA	I-PEX	Radio 1_2.4G+ Radio 2_5G
4	LITEON	3010001442GD	PIFA	I-PEX	Radio 2_5G
5	LITEON	3010001433GD	PIFA	I-PEX	Radio 1_BT

Ant.	Port	Gain (dBi)					
		2.4G	UNII-1	UNII-2A	UNII-2C	UNII-3	BT
1	1	-	4.1	3.49	2.55	2.69	-
2	2	2.05	3.16	2.05	2.84	3.46	-
3	3	2.97	3.28	2.67	2.66	2.31	-
4	4	-	2.03	3.31	4.04	4.22	-
5	5	-	-	-	-	-	2.7

Composite Gain (dBi)					
	2.4G	UNII-1	UNII-2A	UNII-2C	UNII-3
DG [1SS] (dBi)	3.07	5.53	5.86	5.93	5.71
DG [2SS] (dBi)	2.97	4.1	3.49	4.04	4.22
DG [4SS] (dBi)	-	4.1	3.49	4.04	4.22

Note 1: The EUT has five antennas.

Note 2: The composite gain is derived as KDB 662911 D03 v01 which was used as directional gain. For more detail information, please refer to the Antenna Pattern Report AP310611-05.

For 2.4GHz function:

For IEEE 802.11 b/g/n/VHT/ax mode (2TX/2RX)

Ant. 2 (port 2) and Ant. 3 (port 3) could transmit/receive simultaneously.

For BT function:

For IEEE 802.15.1 Bluetooth mode (1TX/1RX)

Ant. 5 (port 5) could transmit/receive.

For 5GHz function:

For IEEE 802.11 a/n/ac/ax mode (4TX/4RX)

Ant. 1 (port 1), Ant. 2 (port 2) and Ant. 3 (port 3) and Ant. 4 (port 4) could transmit/receive simultaneously.



1.1.3 DFS Band Carrier Frequencies

There are four bandwidth systems.

For 20MHz bandwidth systems, use Channel 52, 56, 60, 64, 100, 104, 108, 112, 116, 120, 124, 128, 132, 136, 140, 144.

For 40MHz bandwidth systems, use Channel 54, 62, 102, 110, 118, 126, 134, 142.

For 80MHz bandwidth systems, use Channel 58, 106, 122, 138.

For 160MHz bandwidth systems, use Channel 50, 114.

Frequency Band	Channel No.	Frequency	Channel No.	Frequency
5250~5350 MHz U-NII-2A	50	5250 MHz	58	5290 MHz
	52	5260 MHz	60	5300 MHz
	54	5270 MHz	62	5310 MHz
	56	5280 MHz	64	5320 MHz
5470~5725 MHz U-NII-2C	100	5500 MHz	122	5610 MHz
	102	5510 MHz	124	5620 MHz
	104	5520 MHz	126	5630 MHz
	106	5530 MHz	128	5640 MHz
	108	5540 MHz	132	5660 MHz
	110	5550 MHz	134	5670 MHz
	112	5560 MHz	136	5680 MHz
	114	5570 MHz	138	5690 MHz
	116	5580 MHz	140	5700 MHz
	118	5590 MHz	142	5710 MHz
	120	5600 MHz	144	5720 MHz

1.1.4 Testing Applied Standards

According to the specifications of the manufacturer, the EUT must comply with the requirements of the following standards:

- ◆ KDB 905462 D02 UNII DFS Compliance Procedures New Rules v02

1.1.5 Table for Permissive Change

This product is an extension of original one reported under Sporton project number: FZ310611-01

Below is the table for the change of the product with respect to the original one.

Modifications	Performance Checking
Add model name for outdoor. (AP6-Pro-Outdoor)	After evaluation, no RF test validations are required.



1.2 Testing Location Information

Test Lab. : Sporton International Inc. Hsinhua Laboratory				
<input checked="" type="checkbox"/> Hsinhua (TAF: 3785)	ADD: No.52, Huaya 1st Rd., Guishan Dist., Taoyuan City 333411, Taiwan (R.O.C.)			
	TEL: 886-3-327-3456	FAX: 886-3-327-0973		
Test site Designation No. TW3785 with FCC.				
Test Condition	Test Site No.	Test Engineer	Test Environment	Test Date
DFS	DFS01-HY	Peng Huang	21.5~22°C / 50~53%	09/Mar/2023
DFS	DFS03-HY	CHUN-YI WU	21.6~23°C / 51~52%	09/Mar/2023~12/Mar/2023

2 Test Configuration of EUT

2.1 Test Channel Frequencies Configuration

Test Channel Frequencies Configuration	
IEEE Std.	Test Channel Freq. (MHz)
802.11ax (HEW20)	5300 MHz
802.11ax (HEW40)	5310 MHz
802.11ax (HEW80)	5290 MHz
802.11ax (HEW160)	5250 MHz

2.2 The Worst Case Measurement Configuration

The Worst Case Mode for Following Conformance Tests	
Tests Item	Dynamic Frequency Selection (DFS)
Test Condition	Conducted measurement at transmit chains The EUT shall be configured to operate at the highest transmitter output power setting. If more than one antenna assembly is intended for this power setting, the gain of the antenna assembly with the lowest gain shall be used.
Modulation Mode	802.11ax (HEW20), 802.11ax (HEW40), 802.11ax (HEW80), 802.11ax (HEW160)

2.3 Accessories

Accessories				
Ceiling Bracket	Brand Name	N/A	Model Name	N/A
Wallmount	Brand Name	N/A	Model Name	N/A

Reminder: Regarding to more detail and other information, please refer to user manual.

2.4 Support Equipment

Support Equipment					
No.	Equipment	Brand Name	Model Name	FCC ID	Remark
1	Notebook(AX210)	HP	HSTNN-I29C	PD9AX210NG	-
2	Notebook	DELL	Latitude E5550	PD9AX200NG	-
3	Fixture	customer provided	customer provided	-	-
4	PoE	Cambium Network	NET-P30-56IN	-	-

3 Dynamic Frequency Selection (DFS) Test Result

3.1 General DFS Information

3.1.1 DFS Parameters

Table D.1: DFS requirement values	
Parameter	Value
Non-occupancy period	Minimum 30 minutes
Channel Availability Check Time	60 seconds
Channel Move Time	10 seconds (Note 1).
Channel Closing Transmission Time	200 milliseconds + an aggregate of 60 milliseconds over remaining 10 second periods. (Notes 1 and 2).
U-NII Detection Bandwidth	Minimum 100% of the 99% power bandwidth (Note 3).

Note 1: Channel Move Time and the Channel Closing Transmission Time should be performed with Radar Type 0. The measurement timing begins at the end of the Radar Type 0 burst.

Note 2: The Channel Closing Transmission Time is comprised of 200 milliseconds starting at the beginning of the Channel Move Time plus any additional intermittent control signals required to facilitate Channel changes (an aggregate of 60 milliseconds) during the remainder of the 10 second period. The aggregate duration of control signals will not count quiet periods in between transmissions.

Note 3: During the U-NII Detection Bandwidth detection test, radar type 0 is used and for each frequency step the minimum percentage of detection is 90%. Measurements are performed with no data traffic.

Table D.2: Interference threshold values	
Maximum Transmit Power	Value (see note)
EIRP \geq 200 mW	-64 dBm
EIRP < 200 mW and PSD < 10dBm/MHz	-62 dBm
EIRP < 200 mW and PSD \geq 10dBm/MHz	-64 dBm

Note 1: This is the level at the input of the receiver assuming a 0 dBi receive antenna.

Note 2: Throughout these test procedures an additional 1 dB has been added to the amplitude of the test transmission waveforms to account for variations in measurement equipment. This will ensure that the test signal is at or above the detection threshold level to trigger a DFS response.

Note3: EIRP is based on the highest antenna gain. For MIMO devices refer to KDB Publication 662911.



3.1.2 Applicability of DFS Requirements Prior to Use of a Channel

Requirement	DFS Operational mode		
	Master	Client without radar detection	Client with radar detection
Non-Occupancy Period	Yes	Not required (See the note)	Yes
DFS Detection Threshold	Yes	Not required	Yes
Channel Availability Check Time	Yes	Not required	Not required
U-NII Detection Bandwidth	Yes	Not required	Yes

Note :

According to KDB 905462 D03 Client Without DFS New Rules v01r02 (b) 6."An analyzer plot that contains a single 30-minute sweep on the original channel "

3.1.3 Applicability of DFS Requirements during Normal Operation

Requirement	DFS Operational mode		
	Master	Client without radar detection	Client with radar detection
DFS Detection Threshold	Yes	Not required	Yes
Channel Closing Transmission Time	Yes	Yes	Yes
Channel Move Time	Yes	Yes	Yes
U-NII Detection Bandwidth	Yes	Not required	Yes

Additional requirements for devices with multiple bandwidth modes	Master Device or Client with Radar Detection	Client Without Radar Detection
U-NII Detection Bandwidth and Statistical Performance Check	All BW modes must be tested	Not required
Channel Move Time and Channel Closing Transmission Time	Test using widest BW mode available	Test using the widest BW mode available for the link
All other tests	Any single BW mode	Not required

Note: Frequencies selected for statistical performance check (Section 7.8.4) should include several frequencies within the radar detection bandwidth and frequencies near the edge of the radar detection bandwidth. For 802.11 devices it is suggested to select frequencies in each of the bonded 20 MHz channels and the channel center frequency.



3.1.4 User Access Restrictions

User Access Restrictions	
<input checked="" type="checkbox"/>	DFS controls (hardware or software) related to radar detection are NOT accessible to the user. Manufacturer statement confirming that information regarding the parameters of the detected Radar Waveforms is not available to the end user.

3.1.5 Channel Loading/Data Streaming

<input type="checkbox"/>	The data file (MPEG-4) has been transmitting in a streaming mode.
<input checked="" type="checkbox"/>	Software to ping the client is permitted to simulate data transfer with random ping intervals.
<input checked="" type="checkbox"/>	Minimum channel loading of approximately 17%.
<input type="checkbox"/>	Unicast protocol has been used.



3.2 Radar Test Waveform Calibration

3.2.1 Short Pulse Radar Test Waveforms

Radar Type	Pulse Width (µsec)	PRI (µsec)	Number of Pulses	Minimum Percentage of Successful Detection	Minimum Trials
0	1	1428	18	See Note 1	See Note 1
1A	1	15 unique PRI in KDB 905462 D02 Table 5a	$\text{Roundup} \left\{ \left(\frac{1}{360} \right) \times \left(\frac{19 \times 10^6}{PRI} \right) \right\}$	60%	15
1B	1	15 unique PRI within 518-3066, Excluding 1A PRI		60%	15
2	1-5	150-230	23-29	60%	30
3	6-10	200-500	16-18	60%	30
4	11-20	200-500	12-16	60%	30
Aggregate (Radar Types 1-4)				80%	120
Note 1: Short Pulse Radar Type 0 should be used for the detection bandwidth test, channel move time, and channel closing time tests.					

A minimum of 30 unique waveforms are required for each of the short pulse radar types 1 through 4. If more than 30 waveforms are used for short pulse radar types 1 through 4, then each additional waveform must also be unique and not repeated from the previous waveforms. The aggregate is the average of the percentage of successful detections of short pulse radar types 1-4.

3.2.2 Long Pulse Radar Test Waveform

Radar Type	Pulse Width (µsec)	Chirp Width (MHz)	PRI (µsec)	Number of Pulses per Burst	Number of Bursts	Minimum Percentage of Successful Detection	Minimum Trials
5	50-100	5-20	1000-2000	1-3	8-20	80%	30

Each waveform is defined as follows:

- The transmission period for the Long Pulse Radar test signal is 12 seconds.
- There are a total of 8 to 20 Bursts in the 12 second period, with the number of Bursts being randomly chosen. This number is Burst Count.
- Each Burst consists of 1 to 3 pulses, with the number of pulses being randomly chosen. Each Burst within the 12 second sequence may have a different number of pulses.
- The pulse width is between 50 and 100 microseconds, with the pulse width being randomly chosen. Each pulse within a Burst will have the same pulse width. Pulses in different Bursts may have different pulse widths.
- Each pulse has a linear FM chirp between 5 and 20 MHz, with the chirp width being randomly chosen. Each pulse within a transmission period will have the same chirp width. The chirp is centered on the pulse. For example, with a radar frequency of 5300 MHz and a 20 MHz chirped signal, the chirp starts at 5290 MHz and ends at 5310 MHz.

- If more than one pulse is present in a Burst, the time between the pulses will be between 1000 and 2000 microseconds, with the time being randomly chosen. If three pulses are present in a Burst, the time between the first and second pulses is chosen independently of the time between the second and third pulses.
- The 12 second transmission period is divided into even intervals. The number of intervals is equal to Burst Count. Each interval is of length $(12,000,000 / \text{Burst Count})$ microseconds. Each interval contains one Burst. The start time for the Burst, relative to the beginning of the interval, is between 1 and $[(12,000,000 / \text{Burst Count}) - (\text{Total Burst Length}) + (\text{One Random PRI Interval})]$ microseconds, with the start time being randomly chosen. The step interval for the start time is 1 microsecond. The start time for each Burst is chosen independently.

3.2.3 Frequency Hopping Radar Test Waveform

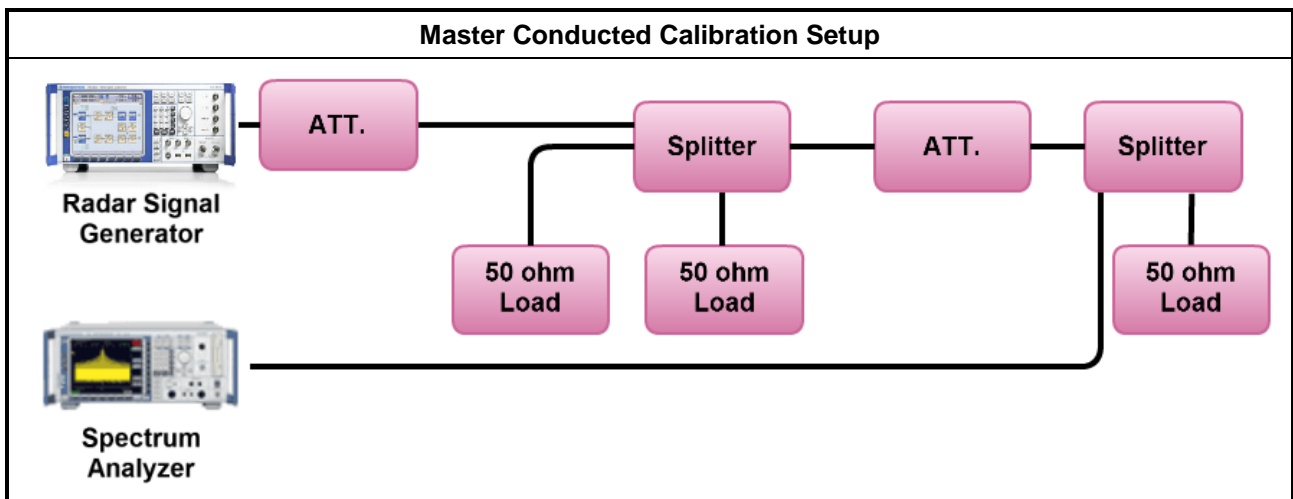
Radar Type	Pulse Width (µsec)	PRI (µsec)	Pulses per Hop	Hopping Rate (kHz)	Hopping Sequence Length (ms)	Minimum Percentage of Successful Detection	Minimum Trials
6	1	333	9	0.333	300	70%	30

The FCC Type 6 waveform uses a static waveform with 100 bursts in the instruments ARB. In addition, the RF list mode is operated with a list containing 100 frequencies from a randomly generated list and it had be ensured that at least one of the random frequencies falls into the UNII Detection Bandwidth of the DUT. Each burst from the waveform file initiates a trigger pulse at the beginning that switches the RF list from one item to the next one.

3.2.4 DFS Threshold Level

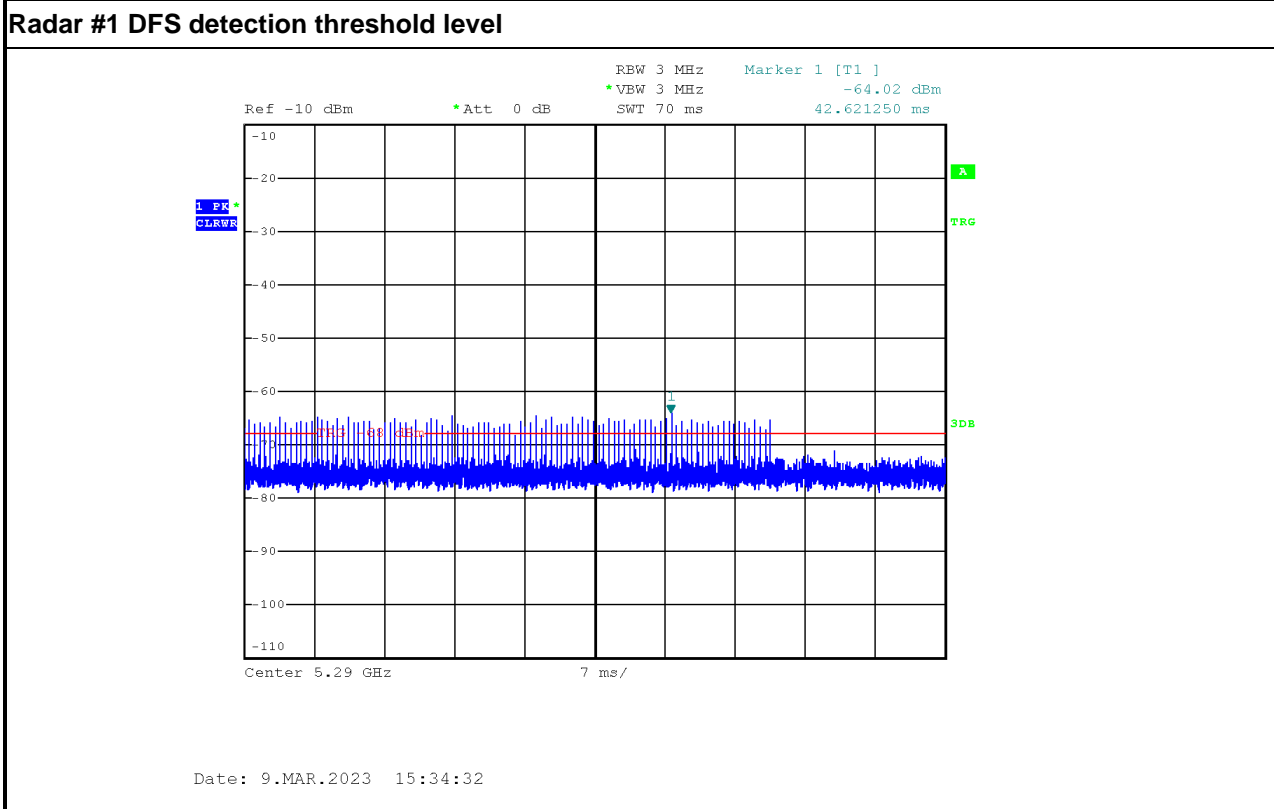
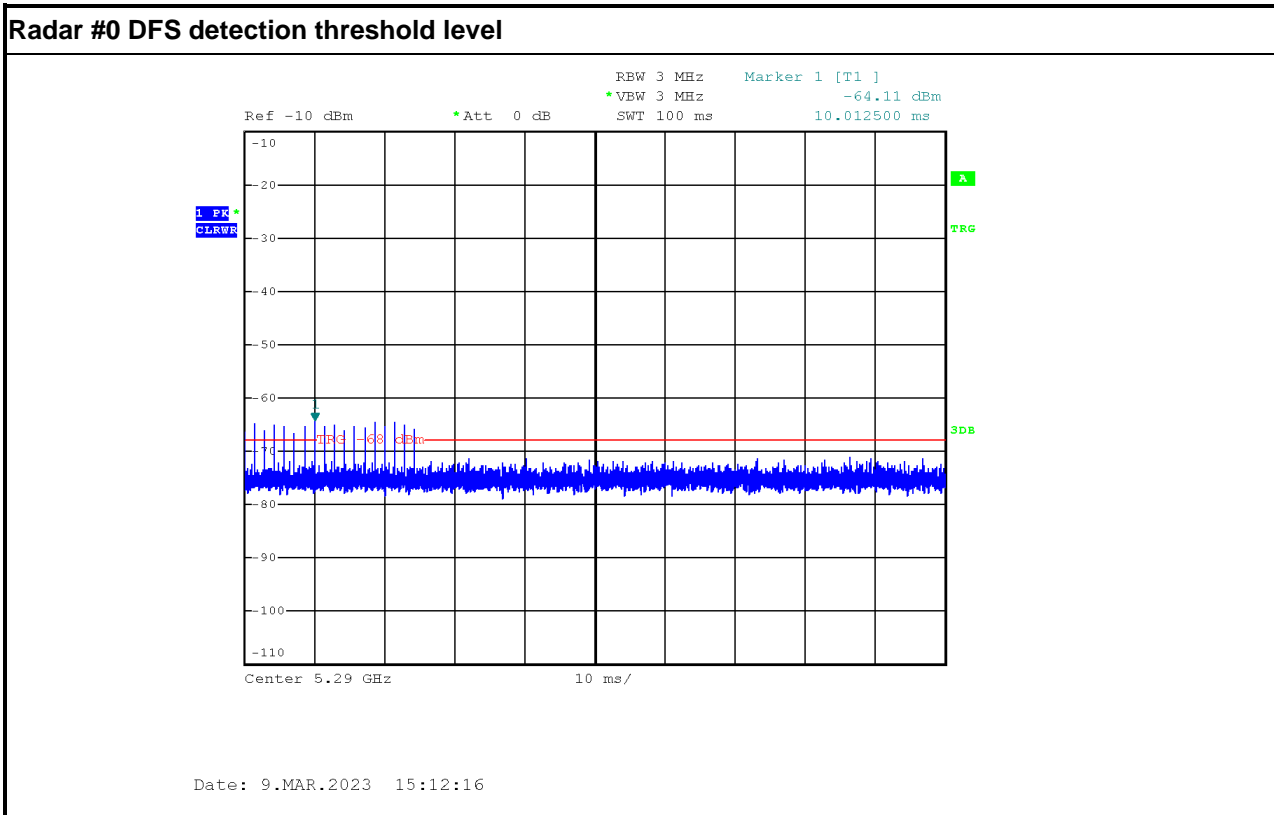
DFS Threshold Level	
DFS Threshold level: -63 dBm	<input checked="" type="checkbox"/> at the antenna connector
	<input type="checkbox"/> in front of the antenna
The Interference Radar Detection Threshold Level is $-64 \text{ dBm} + 0 [\text{dBi}] + 1 \text{ dB} = -63 \text{ dBm}$. That had been taken into account the output power range and antenna gain.	

3.2.5 Calibration Setup



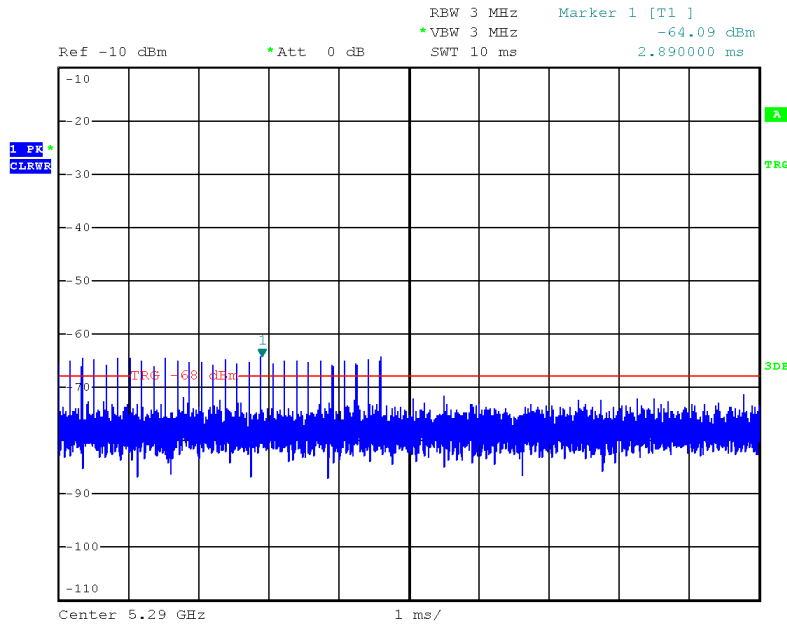


3.2.6 Radar Waveform calibration Plot



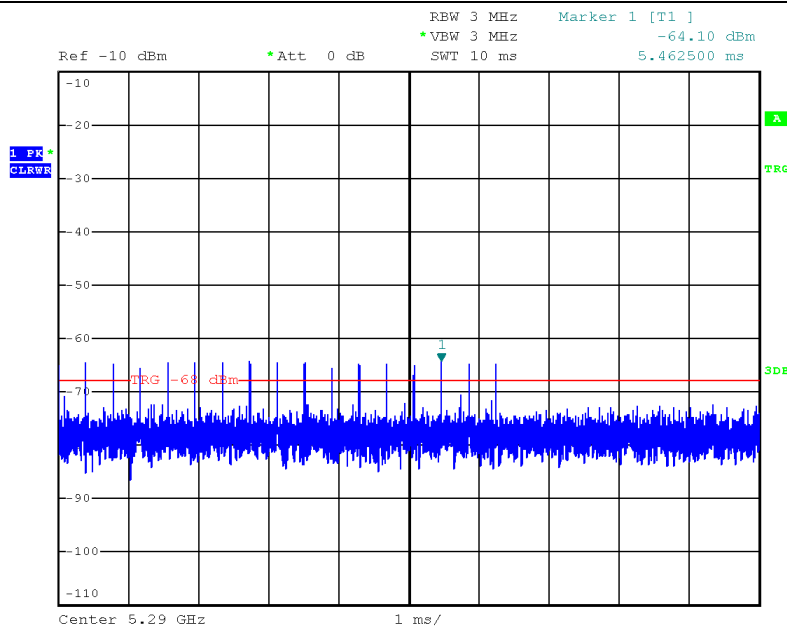


Radar #2 DFS detection threshold level



Date: 9.MAR.2023 15:35:28

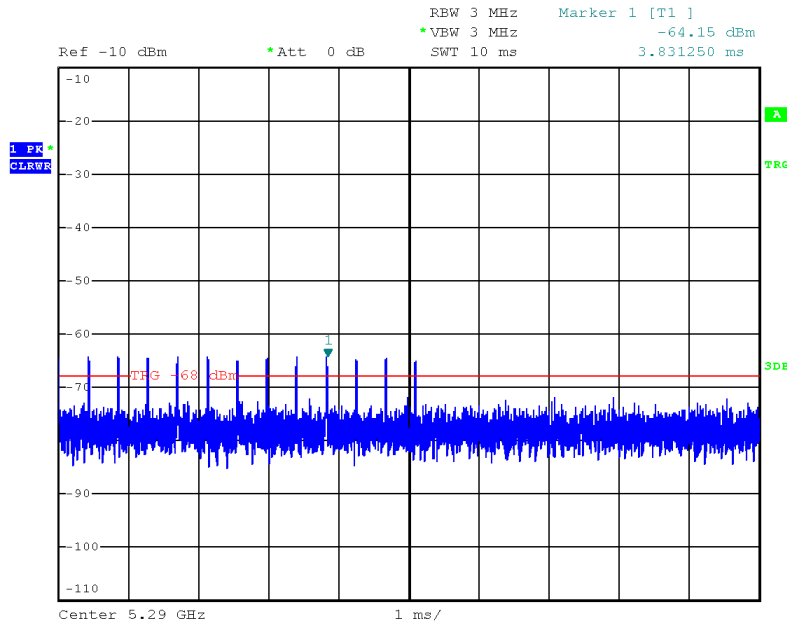
Radar #3 DFS detection threshold level



Date: 9.MAR.2023 15:36:02

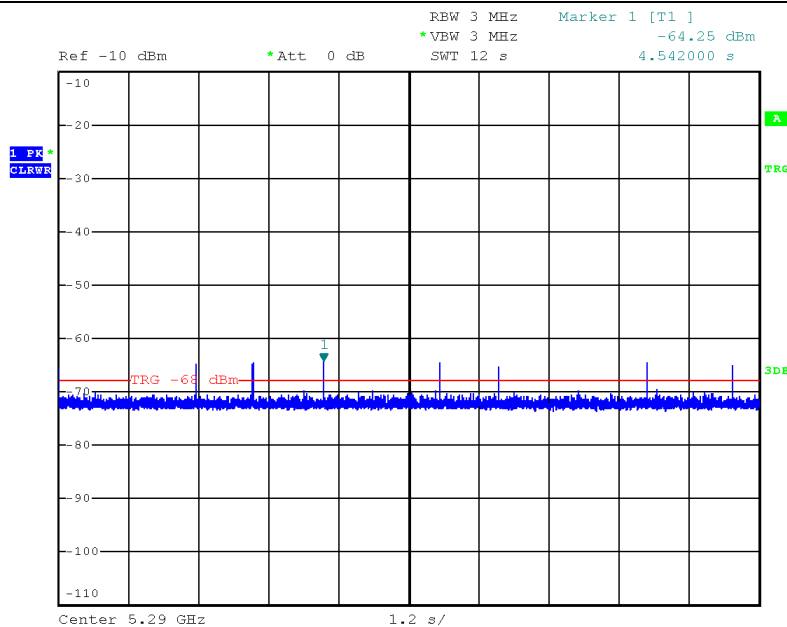


Radar #4 DFS detection threshold level



Date: 9.MAR.2023 15:36:44

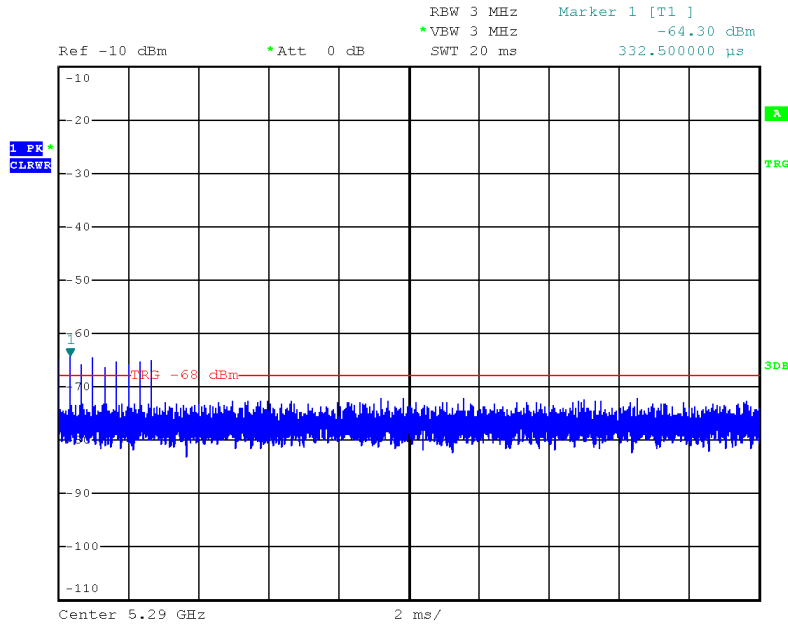
Radar #5 DFS detection threshold level



Date: 9.MAR.2023 15:38:05



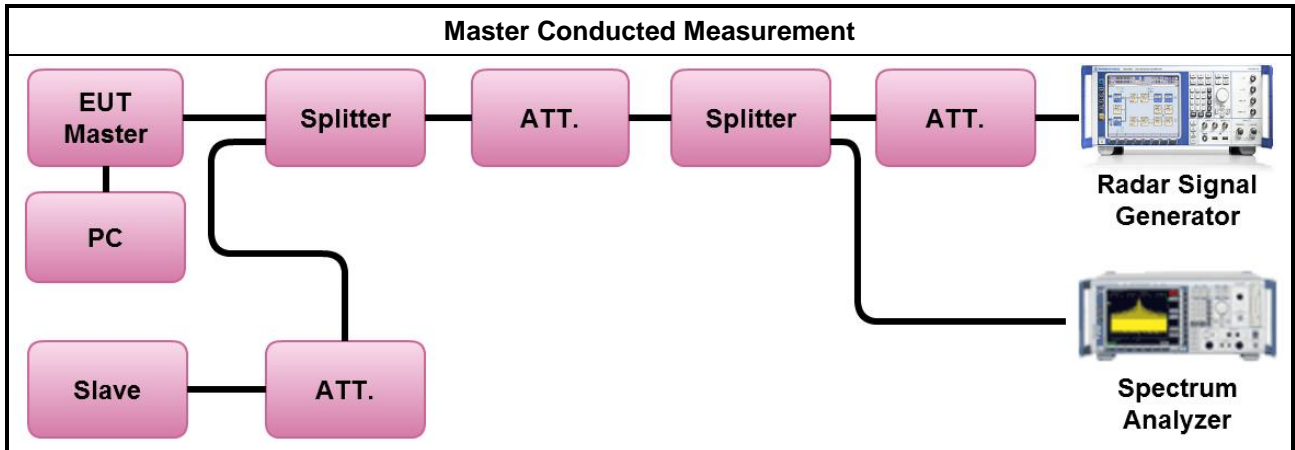
Radar #6 DFS detection threshold level



Date: 9.MAR.2023 15:40:22

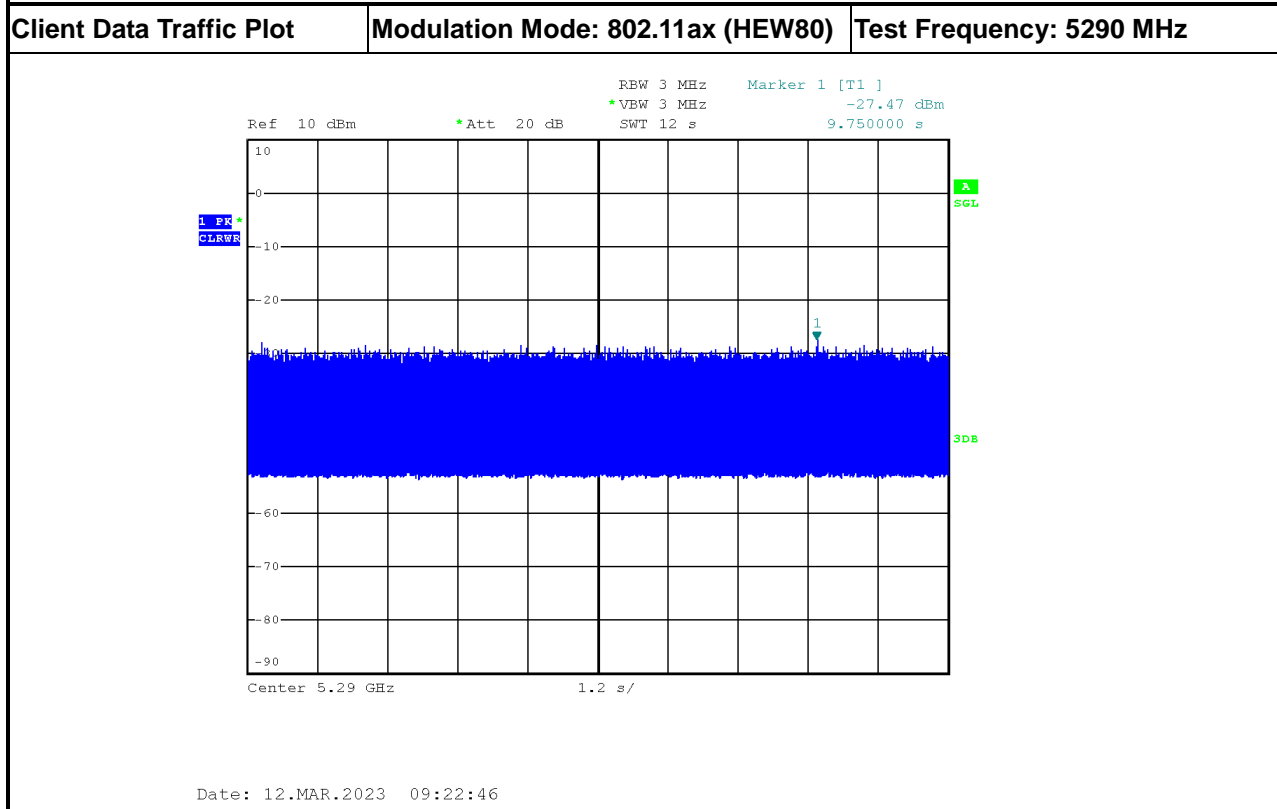
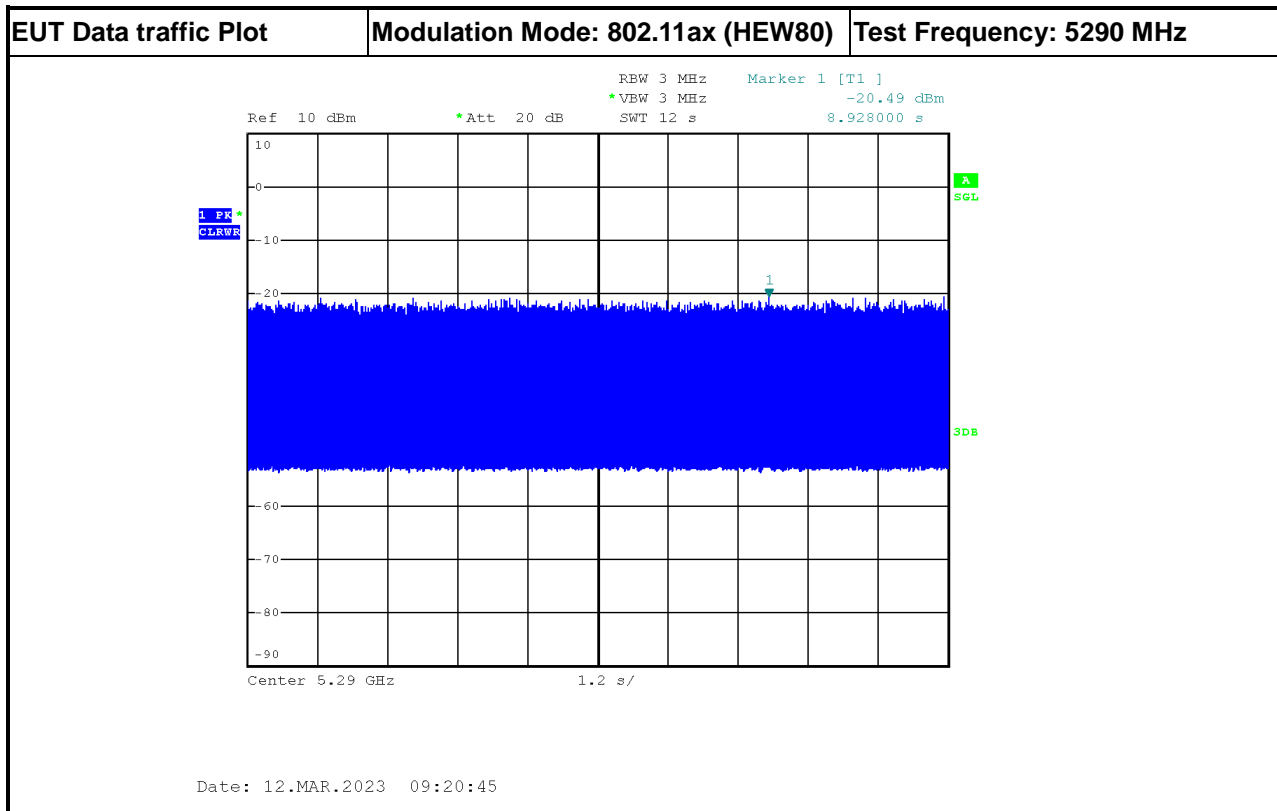
3.2.7 Test Setup

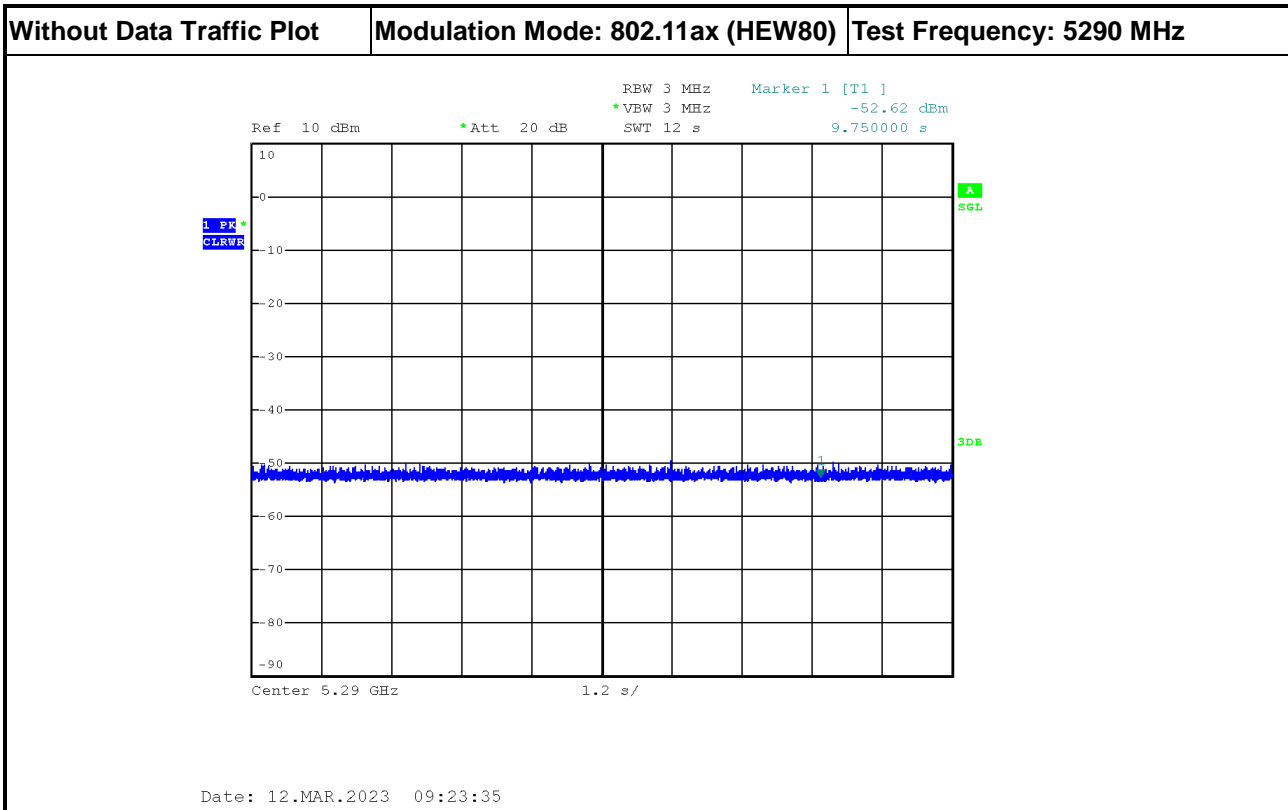
A spectrum analyzer is used as a monitor to verify that the EUT has vacated the Channel within the (Channel Closing Transmission Time and Channel Move Time, and does not transmit on a Channel during the Non-Occupancy Period after the detection and Channel move.





3.2.8 Data traffic Plot







3.3 UNII Detection Bandwidth

3.3.1 UNII Detection Bandwidth Limit

Channel Bandwidth (MHz)	99% Occupied Bandwidth (MHz)	UNII Detection Bandwidth Min. Limit (MHz)
20	19.073	20
40	38.413	39
80	77.700	78
160	77.120	78

UNII Detection Bandwidth is minimum 100% of the 99% power bandwidth. A single radar Burst is generated for a minimum of 10 trials, and the response of the UUT is noted. The UUT must detect the Radar Waveform 90% or more of the time.

3.3.2 Measuring Instruments

Refer a test equipment and calibration data table in this test report.

3.3.3 Test Procedures

Test Method	
<input checked="" type="checkbox"/>	During the U-NII Detection Bandwidth detection test, radar type 0 is used and for each frequency step the minimum percentage of detection is 90 percent. Measurements are performed with no data traffic. The EUT is set up as a standalone device (no associated Client and no traffic). The radar frequency is increased in 1 MHz steps, repeating the above test sequence, until the detection rate falls below 90%. The highest frequency at which detection is greater than or equal to 90% is denoted as F_H . The radar frequency is decreased in 1 MHz steps, repeating the above test sequence, until the detection rate falls below 90%. The lowest frequency at which detection is greater than or equal to 90% is denoted as F_L . UNII Detection Bandwidth = $F_H - F_L$.



3.3.4 Test Result of UNII Detection Bandwidth

EUT Frequency=5300 MHz												
Channel Bandwidth (MHz)	20											
Radar Frequency (MHz)	DFS Detection Trials (1=Detection, 0= No Detection)										Detection Rate (%)	
	1	2	3	4	5	6	7	8	9	10		
5290	1	1	1	1	1	1	1	1	1	1	1	100
5295	1	1	1	1	1	1	1	1	1	1	1	100
5300	1	1	1	1	1	1	1	1	1	1	1	100
5305	1	1	1	1	1	1	1	1	1	1	1	100
5310	1	1	1	1	1	1	1	1	1	1	1	100
Radar Type 0-Detection Bandwidth (MHz) =											20	
UNII Detection Bandwidth Min. Limit (MHz) =											20	
Test Result											Complied	

EUT Frequency=5310 MHz												
Channel Bandwidth (MHz)	40											
Radar Frequency (MHz)	DFS Detection Trials (1=Detection, 0= No Detection)										Detection Rate (%)	
	1	2	3	4	5	6	7	8	9	10		
5290	1	1	1	1	1	1	1	1	1	1	1	100
5291	1	1	1	1	1	1	1	1	1	1	1	100
5292	1	1	1	1	1	1	1	1	1	1	1	100
5293	1	1	1	1	1	1	1	1	1	1	1	100
5294	1	1	1	1	1	1	1	1	1	1	1	100
5295	1	1	1	1	1	1	1	1	1	1	1	100
5300	1	1	1	1	1	1	1	1	1	1	1	100
5305	1	1	1	1	1	1	1	1	1	1	1	100
5310	1	1	1	1	1	1	1	1	1	1	1	100
5315	1	1	1	1	1	1	1	1	1	1	1	100
5320	1	1	1	1	1	1	1	1	1	1	1	100
5325	1	1	1	1	1	1	1	1	1	1	1	100
5326	1	1	1	1	1	1	1	1	1	1	1	100
5327	1	1	1	1	1	1	1	1	1	1	1	100
5328	1	1	1	1	1	1	1	1	1	1	1	100
5329	1	1	1	1	1	1	1	1	1	1	1	100
5330	1	1	1	1	1	1	1	1	1	1	1	100
Radar Type 0-Detection Bandwidth (MHz) =											40	
UNII Detection Bandwidth Min. Limit (MHz) =											39	
Test Result											Complied	



EUT Frequency=5290 MHz											
Channel Bandwidth (MHz)	80										
Radar Frequency (MHz)	DFS Detection Trials (1=Detection, 0= No Detection)										Detection Rate (%)
	1	2	3	4	5	6	7	8	9	10	
5250	1	1	1	1	1	1	1	1	1	1	100
5255	1	1	1	1	1	1	1	1	1	1	100
5260	1	1	1	1	1	1	1	1	1	1	100
5265	1	1	1	1	1	1	1	1	1	1	100
5270	1	1	1	1	1	1	1	1	1	1	100
5275	1	1	1	1	1	1	1	1	1	1	100
5280	1	1	1	1	1	1	1	1	1	1	100
5285	1	1	1	1	1	1	1	1	1	1	100
5290	1	1	1	1	1	1	1	1	1	1	100
5295	1	1	1	1	1	1	1	1	1	1	100
5300	1	1	1	1	1	1	1	1	1	1	100
5305	1	1	1	1	1	1	1	1	1	1	100
5310	1	1	1	1	1	1	1	1	1	1	100
5315	1	1	1	1	1	1	1	1	1	1	100
5320	1	1	1	1	1	1	1	1	1	1	100
5325	1	1	1	1	1	1	1	1	1	1	100
5330	1	1	1	1	1	1	1	1	1	1	100
Radar Type 0-Detection Bandwidth (MHz) =											80
UNII Detection Bandwidth Min. Limit (MHz) =											78
Test Result											Complied



EUT Frequency=5250 MHz												
Channel Bandwidth (MHz)	160											
Radar Frequency (MHz)	DFS Detection Trials (1=Detection, 0= No Detection)										Detection Rate (%)	
	1	2	3	4	5	6	7	8	9	10		
5250	0	0	0	0	0	0	0	0	0	0	0	0
5251	1	1	1	1	1	1	1	1	1	1	1	100
5252	1	1	1	1	1	1	1	1	1	1	1	100
5253	1	1	1	1	1	1	1	1	1	1	1	100
5254	1	1	1	1	1	1	1	1	1	1	1	100
5255	1	1	1	1	1	1	1	1	1	1	1	100
5260	1	1	1	1	1	1	1	1	1	1	1	100
5265	1	1	1	1	1	1	1	1	1	1	1	100
5270	1	1	1	1	1	1	1	1	1	1	1	100
5275	1	1	1	1	1	1	1	1	1	1	1	100
5280	1	1	1	1	1	1	1	1	1	1	1	100
5285	1	1	1	1	1	1	1	1	1	1	1	100
5290	1	1	1	1	1	1	1	1	1	1	1	100
5295	1	1	1	1	1	1	1	1	1	1	1	100
5300	1	1	1	1	1	1	1	1	1	1	1	100
5305	1	1	1	1	1	1	1	1	1	1	1	100
5310	1	1	1	1	1	1	1	1	1	1	1	100
5315	1	1	1	1	1	1	1	1	1	1	1	100
5320	1	1	1	1	1	1	1	1	1	1	1	100
5325	1	1	1	1	1	1	1	1	1	1	1	100
5326	1	1	1	1	1	1	1	1	1	1	1	100
5327	1	1	1	1	1	1	1	1	1	1	1	100
5328	1	1	1	1	1	1	1	1	1	1	1	100
5329	1	1	1	1	1	1	1	1	1	1	1	100
5330	0	0	0	0	0	0	0	0	0	0	0	0
Radar Type 0-Detection Bandwidth (MHz) =											78	
UNII Detection Bandwidth Min. Limit (MHz) =											78	
Test Result											Complied	



3.4 Channel Availability Check (CAC)

3.4.1 Channel Availability Check Limit

Channel Availability Check Limit	
<input checked="" type="checkbox"/>	The EUT shall perform a Channel Availability Check to ensure that there is no radar operating on the channel. After power-up sequence, receive at least 1 minute (60 sec) on the intended operating frequency.

3.4.2 Measuring Instruments

Refer a test equipment and calibration data table in this test report.

3.4.3 Test Procedures

Test Method	
<input checked="" type="checkbox"/>	For Initial Channel Availability Check Time. The EUT does not emit beacon, control, or data signals on the test Channel until the power-up sequence has been completed and the UNII device checks for Radar Waveforms for one minute on the test Channel. This test does not use any Radar Waveforms.
<input checked="" type="checkbox"/>	For Radar Burst at the Beginning of the Channel Availability Check Time. To verify successful radar detection on the selected Channel during a period equal to the Beginning of the Channel Availability Check Time.
<input checked="" type="checkbox"/>	For Radar Burst at the End of the Channel Availability Check Time. To verify successful radar detection on the selected Channel during a period equal to the End of the Channel Availability Check Time.



3.4.4 Test Result of Initial Channel Availability Check Time

Modulation Mode	Freq.	Radar Test Signal
802.11ax (HEW160)	5250 MHz	N/A
<p>The EUT does not transmit any beacon or data transmissions until at least 1 minute after the completion of the power-on cycle (56.506 sec). The initial power up time of the EUT is indicated by marker 1 (56.51 sec). Initial beacons/data transmissions are indicated by marker 2 (116.51 sec).</p>		
<p>Ref 10 dBm *Att 20 dB RBW 3 MHz Marker 1 [T1] -50.39 dBm *VBW 3 MHz SWT 350 s 56.506250 s Marker 2 [T1] -35.72 dBm 116.506150 s 3dB</p> <p>Center 5.29 GHz 35 s/</p> <p>Date: 10.MAR.2023 16:38:51</p>		
Test Result	Complied	



3.4.5 Test Result of Radar Burst at the Beginning of the Channel Availability Check Time

Modulation Mode	Freq. (MHz)	Radar Type Signal
802.11ax (HEW160)	5250 MHz	N/A
<p>Visual indication on the EUT of successful detection of the radar Burst will be recorded and reported. Observation of emissions will continue for 292.600 seconds after the radar Burst has been generated. Verify that during the 350 seconds measurement window no EUT transmissions occurred.</p>		
Test Result	Complied	



3.4.6 Test Result of Radar Burst at the End of the Channel Availability Check Time

Modulation Mode	Freq. (MHz)	Radar Type Signal
802.11ax (HEW160)	5250 MHz	N/A
<p>Visual indication on the EUT of successful detection of the radar Burst will be recorded and reported. Observation of emissions will continue for 235.025 seconds after the radar Burst has been generated. Verify that during the 350 seconds measurement window no EUT transmissions occurred.</p>		
Test Result	Complied	

3.5 In-service Monitoring

3.5.1 In-service Monitoring Limit

In-service Monitoring Limit	
Channel Move Time	10 sec
Channel Closing Transmission Time	200 ms + an aggregate of 60 ms over remaining 10 sec periods.
Non-occupancy period	Minimum 30 minutes

3.5.2 Measuring Instruments

Refer a test equipment and calibration data table in this test report.

3.5.3 Test Procedures

Test Method	
<input checked="" type="checkbox"/>	Verified during In-Service Monitoring; Channel Closing Transmission Time, Channel Move Time. Client Device will associate with the EUT. Observe the transmissions of the EUT at the end of the radar Burst on the Operating Channel for duration greater than 10 seconds. Measure and record the transmissions from the EUT during the observation time (Channel Move Time). Compare the Channel Move Time and Channel Closing Transmission Time limits.
<input checked="" type="checkbox"/>	Verified during In-Service Monitoring; Channel Closing Transmission Time, Channel Move Time. One 12 sec plot needs to be reported for the Short Pulse Radar Types 0. And zoom-in a 60 ms plot verified channel closing time for the aggregate transmission time starting from 200ms after the end of the radar signal to the completion of the channel move.
<input checked="" type="checkbox"/>	Verified during In-Service Monitoring; Non-Occupancy Period. Client Device will associate with the EUT. Observe the transmissions of the EUT at the end of the radar Burst on the Operating Channel for duration greater than 10 seconds. Measure and record the transmissions from the EUT during the observation time (Non-Occupancy Period). Compare the Non-Occupancy Period limits.

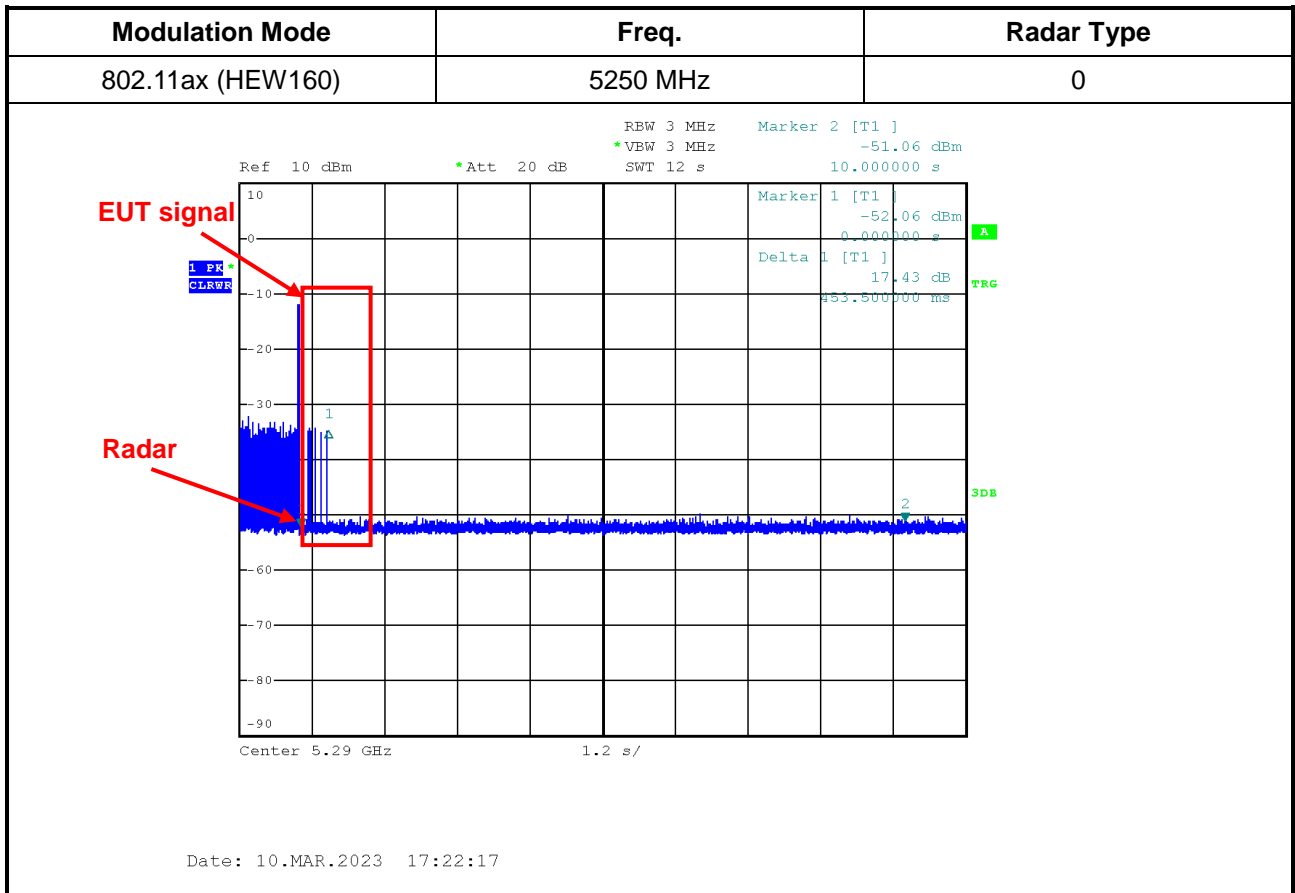
3.5.4 Test Result of In-service Monitoring

Modulation Mode: 802.11ax (HEW160)

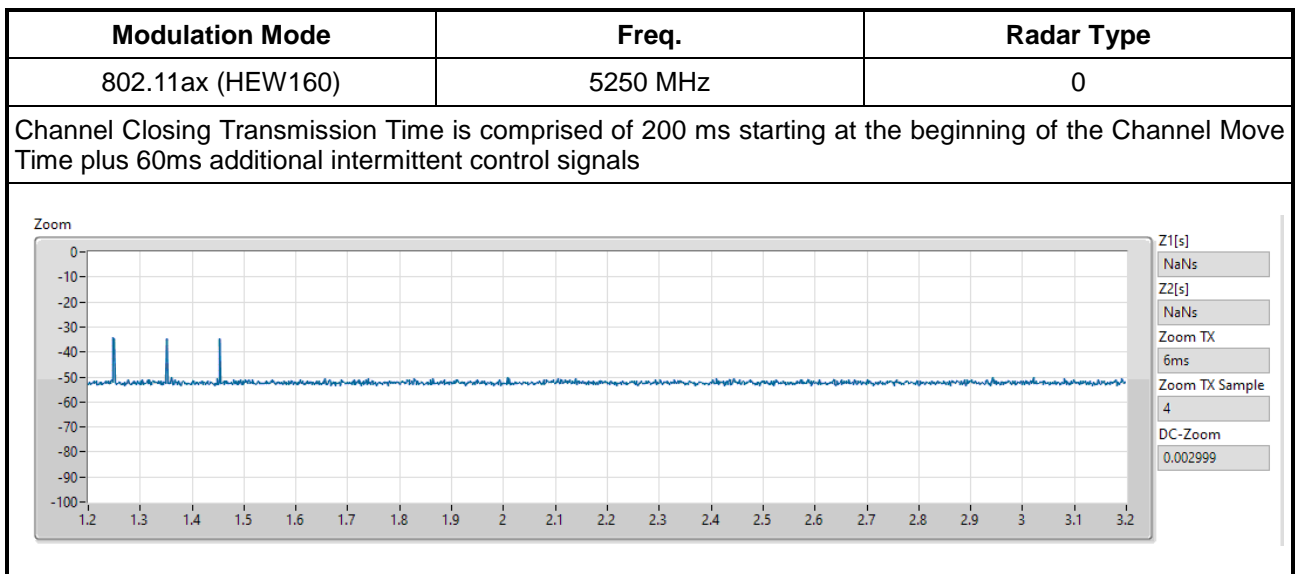
Parameter	Test Result	Limit
	Type 0	
Test Channel (MHz)	5250 MHz	-
Channel Move Time (sec.)	0.4535	< 10s
Channel Closing Transmission Time (ms) (Note)	6.000	< 60ms
Non-Occupancy Period (min.)	≥ 30	≥ 30 min

Note: The Channel Closing Transmission Time is comprised of 200 milliseconds starting at the beginning of the Channel Move Time plus any additional intermittent control signals required to facilitate a Channel move (an aggregate of 60 milliseconds) during the remainder of the 10 seconds period. The aggregate duration of control signals will not count quiet periods in between transmissions.

3.5.5 Test Plot of In-Service Monitoring for Channel Move Time



3.5.6 Test Plot of In-Service Monitoring for Channel Closing Transmission Time



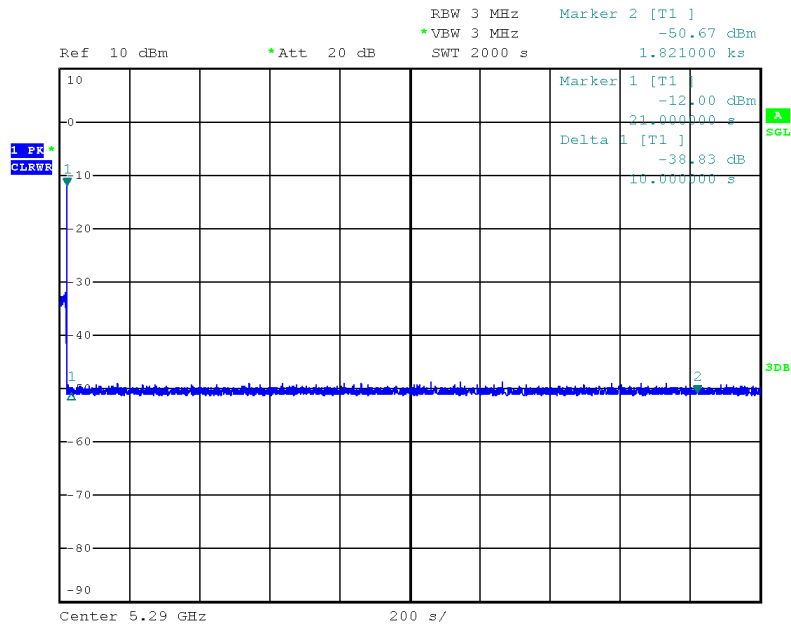


3.5.7 Test Plot of In-Service Monitoring for Non-Occupancy Period

Modulation Mode	Freq.
802.11ax (HEW160)	5250 MHz

Non-Occupancy Period

During the 30 minutes observation time, UUT did not make any transmissions on a channel after a radar signal was detected on that channel by either the Channel Availability Check or the In-Service Monitoring.



Date: 10.MAR.2023 18:19:55



3.6 Statistical Performance Check

3.6.1 Statistical Performance Check Limit

Radar Type	Minimum Percentage of Successful Detection (Pd)	Minimum Trials
1	60%	30
2	60%	30
3	60%	30
4	60%	30
Aggregate (Radar Types 1-4)	80%	120
5	80%	30
6	70%	30

The percentage of successful detection is calculated by:

$$\frac{\text{TotalWaveformDetections}}{\text{TotalWaveformTrails}} \times 100 = \text{Probability of Detection Radar Waveform}$$

In addition an aggregate minimum percentage of successful detection across all Short Pulse Radar Types 1-4 is required and is calculated as follows:

$$\frac{Pd1 + Pd2 + Pd3 + Pd4}{4}$$

3.6.2 Measuring Instruments

Refer a test equipment and calibration data table in this test report.

3.6.3 Test Procedures

Test Method
<input checked="" type="checkbox"/> For Statistical Performance Check test. Demonstrating a minimum channel loading of approximately 17% or greater of the test. Observe the transmissions of the UUT at the end of the Burst on the Operating Channel for duration greater than 10 seconds for Short Pulse Radar Types 1-4 and 6 to ensure detection occurs. Then Observe the transmissions of the UUT at the end of the Burst on the Operating Channel for duration greater than 22 seconds for Long Pulse Radar Type 5 to ensure detection occurs. The device can utilize a test mode to demonstrate when detection occurs to prevent the need to reset the device between trial runs.



3.6.4 Test Result of Statistical Performance Check

Modulation Mode: 802.11ax (HEW20)

Type 1 Radar Statistical Performance

Trial #	Test Freq. (MHz)	Pulse Repetition Frequency Number	Pulse Repetition Frequency (Pulse Per Second)	PRI (us)	1=Detection 0=No Detection
1	5292	1	1930.5	518	1
2	5305	23	326.2	3066	1
3	5299	19	1139.0	878	1
4	5295	12	1355.0	738	1
5	5297	4	1730.1	578	1
6	5301	8	1519.8	658	1
7	5301	15	1253.1	798	1
8	5291	6	1618.1	618	1
9	5296	14	1285.3	778	1
10	5308	3	1792.1	558	1
11	5296	13	1319.3	758	1
12	5299	9	1474.9	678	1
13	5300	7	1567.4	638	1
14	5300	17	1193.3	838	1
15	5293	10	1432.7	698	1
16	5296	-	1692.0	591	0
17	5294	-	328.1	3048	1
18	5304	-	373.4	2678	1
19	5294	-	574.4	1741	1
20	5309	-	1216.5	822	1
21	5293	-	801.3	1248	1
22	5292	-	488.5	2047	0
23	5299	-	956.0	1046	1
24	5298	-	517.6	1932	1
25	5306	-	1422.5	703	1
26	5303	-	542.0	1845	1
27	5295	-	741.3	1349	1
28	5306	-	881.8	1134	1
29	5295	-	427.4	2340	1
30	5304	-	628.9	1590	1
Detection Percentage (%)					93.333
Limit					60%
Test Result					Complied



Type 2 Radar Statistical Performance

Trial #	Test Freq. (MHz)	Pulse Width (us)	PRI (us)	Pulses / Burst	1=Detection 0=No Detection
1	5296	2.6	221	23	1
2	5306	4.6	198	27	1
3	5308	1.1	184	29	1
4	5294	4.8	203	24	1
5	5304	2.4	162	25	1
6	5292	3.4	204	28	1
7	5295	2.3	170	27	1
8	5291	3.5	184	23	1
9	5307	4.9	150	27	1
10	5297	4.6	211	29	0
11	5308	2.9	158	23	1
12	5295	2.6	226	27	1
13	5300	1.6	204	26	1
14	5296	3.9	181	25	0
15	5300	4.6	202	24	1
16	5299	4.1	194	27	1
17	5307	2.3	193	28	0
18	5296	3.9	173	29	1
19	5293	4.3	188	23	1
20	5298	1.5	215	26	1
21	5306	4.9	227	27	1
22	5296	1.1	199	23	1
23	5293	4.5	155	29	1
24	5295	4.0	190	27	1
25	5291	2.4	151	23	1
26	5298	2.5	180	28	1
27	5297	2.5	228	23	1
28	5309	2.5	203	25	1
29	5300	1.5	188	25	1
30	5309	1.9	217	24	1
Detection Percentage (%)					90.000
Limit					60%
Test Result					Complied



Type 3 Radar Statistical Performance

Trial #	Test Freq. (MHz)	Pulse Width (us)	PRI (us)	Pulses / Burst	1=Detection ; 0=No Detection
1	5291	8.0	205	16	1
2	5296	6.7	382	18	1
3	5292	8.6	418	16	1
4	5296	9.4	351	17	1
5	5292	7.4	383	18	1
6	5294	9.8	232	16	1
7	5295	9.1	377	17	0
8	5302	9.6	457	16	1
9	5295	8.0	471	18	1
10	5302	9.0	304	18	1
11	5297	8.0	316	17	0
12	5308	9.8	325	16	1
13	5300	8.0	409	17	1
14	5308	9.9	200	17	1
15	5298	8.8	458	16	1
16	5296	8.0	232	18	1
17	5299	8.3	250	16	0
18	5292	8.7	270	16	1
19	5304	7.7	350	17	1
20	5307	7.1	230	16	1
21	5298	7.3	416	18	1
22	5307	7.6	498	18	1
23	5309	7.3	286	17	1
24	5300	7.3	287	16	1
25	5308	7.5	462	17	1
26	5303	6.2	300	17	1
27	5292	6.4	323	18	1
28	5304	7.1	420	16	1
29	5307	7.2	395	18	1
30	5294	8.4	377	16	1
Detection Percentage (%)					90.000
Limit					60%
Test Result					Complied



Type 4 Radar Statistical Performance

Trial #	Test Freq. (MHz)	Pulse Width (us)	PRI (us)	Pulses / Burst	1=Detection 0=No Detection
1	5309	18.0	242	15	1
2	5300	19.9	279	12	1
3	5306	12.9	487	14	1
4	5298	15.0	452	13	1
5	5303	16.3	230	12	0
6	5295	19.8	238	13	1
7	5295	18.2	420	16	0
8	5294	16.3	452	15	1
9	5306	14.2	495	12	1
10	5304	17.8	228	16	0
11	5305	19.1	211	16	1
12	5297	18.4	283	15	1
13	5308	11.8	411	12	1
14	5302	14.2	284	13	1
15	5304	13.9	202	12	1
16	5307	17.8	340	14	0
17	5308	15.6	290	16	1
18	5306	14.6	250	16	1
19	5292	14.4	484	15	1
20	5303	18.9	387	13	1
21	5303	11.1	348	15	1
22	5291	13.8	291	16	1
23	5304	14.3	295	12	1
24	5299	12.5	300	12	1
25	5302	12.5	322	14	1
26	5300	12.5	383	13	1
27	5302	15.7	322	16	1
28	5293	19.8	469	13	1
29	5301	18.6	406	15	1
30	5304	15.9	238	14	1
Detection Percentage (%)					86.667
Limit					60%
Test Result					Complied



Total Type 1~4 Radar Statistical Performance

Radar Type #	Detection Percentage (%)
1	93.333
2	90.000
3	90.000
4	86.667
Aggregate (Radar Types 1-4)	90.000
Limit	80%
Test Result	Complied



Type 5 Radar Statistical Performance

Center Freq. (MHz)	Low Edge (MHz)	High Edge (MHz)	VSG Freq. (MHz)	Detection
Trial	Chirp	Offset		
1	11	0	5300.00	1
2	5	0	5300.00	1
3	20	0	5300.00	1
4	13	0	5300.00	1
5	11	0	5300.00	1
6	16	0	5300.00	1
7	11	0	5300.00	0
8	20	0	5300.00	1
9	9	0	5300.00	1
10	15	0	5300.00	1
11	20	1.60	5298.40	1
12	6	7.20	5292.80	1
13	13	4.40	5295.60	1
14	10	5.60	5294.40	1
15	16	3.20	5296.80	1
16	11	5.20	5294.80	0
17	7	6.80	5293.20	1
18	15	3.60	5296.40	1
19	7	6.80	5293.20	1
20	20	1.60	5298.40	1
21	6	7.10	5307.10	1
22	11	5.10	5305.10	1
23	16	3.10	5303.10	1
24	6	7.10	5307.10	1
25	9	5.90	5305.90	1
26	10	5.50	5305.50	1
27	18	2.30	5302.30	1
28	19	1.90	5301.90	1
29	14	3.90	5303.90	1
30	13	4.30	5304.30	1
Total				28
Detection Percentage (%)				93%
Limit				80%
Test Result				Complied



Data Sheet for Radar Type 5

Statistical Performance Check Result								
Radar Test Signal (#)		5			Trail #		1	
Burst of Number	13	Burst Period(s)	0.9230769	Waveform Length(s)	12		Frequency	Center
Burst Offset (us)	Pulse Width (us)	Chirp Width (MHz)	Number of Pulses per Burst	PRI-1 (us)	PRI-2 (us)	PRI-3 (us)		
591291	70	11	2	1208	1481	-		
815216	51.8	11	1	1896	-	-		
117197	97.9	11	3	1255	1463	1169		
340497	75.4	11	2	1776	1116	-		
563700	70.6	11	2	1361	1483	-		
786312	85.5	11	3	1168	1155	1192		
89901	70.6	11	2	1078	1126	-		
312423	97.5	11	3	1237	1833	1540		
536877	64.5	11	1	1698	-	-		
759212	81.4	11	2	1575	1490	-		
62185	99.2	11	3	1350	1982	1902		
285880	54.7	11	1	1722	-	-		
508479	75.7	11	2	1594	1682	-		

Statistical Performance Check Result								
Radar Test Signal (#)		5			Trail #		2	
Burst of Number	8	Burst Period(s)	1.5	Waveform Length(s)	12		Frequency	Center
Burst Offset (us)	Pulse Width (us)	Chirp Width (MHz)	Number of Pulses per Burst	PRI-1 (us)	PRI-2 (us)	PRI-3 (us)		
1190042	68.2	5	2	1790	1952	-		
56652	84.7	5	3	1714	1515	1061		
419783	69.6	5	2	1458	1500	-		
783608	56.5	5	1	1533	-	-		
1144211	84.2	5	3	1322	1988	1910		
11992	56.5	5	1	1411	-	-		
374471	97.5	5	3	1353	1981	1974		
738925	54.4	5	1	1365	-	-		



Statistical Performance Check Result								
Radar Test Signal (#)		5			Trail #		3	
Burst of Number	20		Burst Period(s)	0.6		Waveform Length(s)	12	
Burst Offset (us)	Pulse Width (us)	Chirp Width (MHz)	Number of Pulses per Burst	PRI-1 (us)	PRI-2 (us)	PRI-3 (us)		
439705	70	20	2	1001	1246	-		
583092	84.7	20	3	1198	1120	1552		
132117	55.3	20	1	1264	-	-		
277048	64.5	20	1	1871	-	-		
421122	68.6	20	2	1381	1894	-		
564997	93.7	20	3	1306	1111	1754		
113465	96.8	20	3	1996	1535	1742		
258948	78.3	20	2	1239	1166	-		
403936	76.7	20	2	1221	1107	-		
545928	86.2	20	3	1947	1800	1806		
96115	72.3	20	2	1504	1176	-		
241508	64.6	20	1	1382	-	-		
384855	95.4	20	3	1598	1117	1511		
528969	85.4	20	3	1631	1870	1152		
78179	73.2	20	2	1729	1649	-		
223000	77.7	20	2	1815	1238	-		
368464	65.7	20	1	1941	-	-		
510325	90.2	20	3	1899	1935	1819		
60248	98.9	20	3	1194	1675	1570		
205316	79.6	20	2	1245	1375	-		



Statistical Performance Check Result									
Radar Test Signal (#)		5			Trail #		4		
Burst of Number	14		Burst Period(s)	0.8571429		Waveform Length(s)	12		
Frequency		Center		PRI-1 (us)		PRI-2 (us)		PRI-3 (us)	
Burst Offset (us)	Pulse Width (us)	Chirp Width (MHz)	Number of Pulses per Burst	PRI-1 (us)		PRI-2 (us)		PRI-3 (us)	
501575	51	13	1	1542		-		-	
707132	98.7	13	3	1613		1219		1066	
60818	91.5	13	3	1072		1397		1549	
267493	87	13	3	1253		1748		1762	
475767	66.3	13	1	1987		-		-	
680475	86.6	13	3	1785		1777		1797	
35313	95.2	13	3	1482		1137		1844	
242662	73.5	13	2	1059		1475		-	
449288	98	13	3	1180		1480		1096	
657034	74.6	13	2	1324		1427		-	
9842	92.4	13	3	1133		1753		1378	
217141	82	13	2	1236		1259		-	
422905	87.8	13	3	1803		1842		1900	
631115	72.9	13	2	1559		1726		-	



Statistical Performance Check Result								
Radar Test Signal (#)		5			Trail #		5	
Burst of Number	13	Burst Period(s)	0.9230769	Waveform Length(s)	12	Frequency	Center	
Burst Offset (us)	Pulse Width (us)	Chirp Width (MHz)	Number of Pulses per Burst	PRI-1 (us)	PRI-2 (us)	PRI-3 (us)		
902081	100	11	3	1258	1396	1493		
206352	67.1	11	2	1492	1179	-		
429145	92.5	11	3	1410	1150	1042		
653709	60.9	11	1	1399	-	-		
877441	52	11	1	1193	-	-		
178469	91.8	11	3	1686	1403	1569		
402251	73.8	11	2	1067	1218	-		
625039	69.2	11	2	1841	1229	-		
847087	87.9	11	3	1073	1416	1755		
151064	95.2	11	3	1197	1512	1756		
374324	76.8	11	2	1437	1879	-		
596338	90.1	11	3	1352	1925	1666		
820999	80.4	11	2	1586	1132	-		



Statistical Performance Check Result									
Radar Test Signal (#)		5			Trail #		6		
Burst of Number	17	Burst Period(s)	0.7058824	Waveform Length(s)	12	Frequency		Center	
Burst Offset (us)	Pulse Width (us)	Chirp Width (MHz)	Number of Pulses per Burst	PRI-1 (us)	PRI-2 (us)	PRI-3 (us)			
94587	82.8	16	2	1332	1689	-			
265527	61.5	16	1	1764	-	-			
435227	91.9	16	3	1301	1024	1167			
605381	90.8	16	3	1277	1091	1354			
73476	94	16	3	1185	1805	1109			
244588	57.6	16	1	1487	-	-			
414781	67.8	16	2	1026	1554	-			
586578	53.4	16	1	1110	-	-			
52576	71.4	16	2	1583	1653	-			
222476	93.3	16	3	1791	1766	1296			
393218	68.4	16	2	1678	1890	-			
562777	98.2	16	3	1510	1605	1418			
31603	82	16	2	1300	1523	-			
201756	98.6	16	3	1020	1070	1990			
372162	73.3	16	2	1999	1709	-			
542921	80.3	16	2	1205	1908	-			
10620	52	16	1	1445	-	-			



Statistical Performance Check Result								
Radar Test Signal (#)		5			Trail #		7	
Burst of Number	13	Burst Period(s)	0.9230769	Waveform Length(s)	12	Frequency	Center	
Burst Offset (us)	Pulse Width (us)	Chirp Width (MHz)	Number of Pulses per Burst	PRI-1 (us)	PRI-2 (us)	PRI-3 (us)		
236763	93.9	11	3	1325	1401	1265		
458923	90.3	11	3	1962	1647	1876		
683506	76.8	11	2	1499	1242	-		
906848	72.4	11	2	1595	1013	-		
209338	85.5	11	3	1048	1368	1438		
433316	56	11	1	1646	-	-		
654365	85.2	11	3	1784	1878	1389		
880256	54.8	11	1	1659	-	-		
181618	88.1	11	3	1927	1928	1307		
405781	57.1	11	1	1664	-	-		
629680	55.8	11	1	1039	-	-		
852332	81.8	11	2	1050	1038	-		
154801	60.7	11	1	1557	-	-		



Statistical Performance Check Result							
Radar Test Signal (#)		5		Trail #		8	
Burst of Number	20	Burst Period(s)	0.6	Waveform Length(s)	12	Frequency	Center
Burst Offset (us)	Pulse Width (us)	Chirp Width (MHz)	Number of Pulses per Burst	PRI-1 (us)	PRI-2 (us)	PRI-3 (us)	
244340	96.4	20	3	1226	1572	2000	
390950	60.1	20	1	1346	-	-	
534907	76.3	20	2	1441	1284	-	
82690	56.2	20	1	1273	-	-	
227993	62.4	20	1	1031	-	-	
372695	62	20	1	1940	-	-	
517788	56	20	1	1889	-	-	
64471	83.9	20	3	1106	1311	1930	
209097	98.4	20	3	1260	1022	1606	
354143	74.3	20	2	1178	1917	-	
499561	70	20	2	1069	1249	-	
46749	69.5	20	2	1773	1652	-	
191589	78.6	20	2	1347	1603	-	
336486	73.9	20	2	1177	1608	-	
481767	74.1	20	2	1153	1089	-	
28998	62.7	20	1	1944	-	-	
173769	70.1	20	2	1224	1672	-	
317895	93.3	20	3	1217	1015	1957	
464152	50.5	20	1	1929	-	-	
11067	89	20	3	1945	1615	1847	



Statistical Performance Check Result									
Radar Test Signal (#)		5			Trail #		9		
Burst of Number	11		Burst Period(s)	1.0909091		Waveform Length(s)	12		
Frequency		Center		PRI-1 (us)		PRI-2 (us)		PRI-3 (us)	
Burst Offset (us)	Pulse Width (us)	Chirp Width (MHz)	Number of Pulses per Burst	PRI-1 (us)		PRI-2 (us)		PRI-3 (us)	
283763	85.8	9	3	1451		1023		1821	
548478	51.3	9	1	1960		-		-	
809743	86.6	9	3	1998		1989		1778	
1077369	63.2	9	1	1270		-		-	
251895	57.9	9	1	1730		-		-	
514624	97.4	9	3	1488		1953		1309	
780737	55.4	9	1	1002		-		-	
1044449	56.6	9	1	1654		-		-	
218719	86	9	3	1683		1425		1787	
483655	55.9	9	1	1417		-		-	
747738	50.5	9	1	1641		-		-	



Statistical Performance Check Result							
Radar Test Signal (#)		5		Trail #		10	
Burst of Number	9	Burst Period(s)	0.75	Waveform Length(s)	12	Frequency	Center
Burst Offset (us)	Pulse Width (us)	Chirp Width (MHz)	Number of Pulses per Burst	PRI-1 (us)	PRI-2 (us)	PRI-3 (us)	
695151	61.9	15	1	1713	-	-	
128132	71.6	15	2	1320	1648	-	
309769	60.6	15	1	1862	-	-	
489296	97	15	3	1244	1669	1873	
672580	58.2	15	1	1954	-	-	
105804	71.9	15	2	1694	1351	-	
286805	75.7	15	2	1869	1591	-	
467329	86.1	15	3	1161	1266	1887	
650589	61.2	15	1	1544	-	-	
83455	74.3	15	2	1934	1415	-	
264701	68.2	15	2	1422	1478	-	
444952	95.5	15	3	1657	1214	1610	
628454	65.9	15	1	1276	-	-	
61315	56.8	15	1	1335	-	-	
242712	52.9	15	1	1881	-	-	
424295	56.8	15	1	1634	-	-	



Statistical Performance Check Result							
Radar Test Signal (#)		5		Trail #		11	
Burst of Number	20	Burst Period(s)	0.6	Waveform Length(s)	12	Frequency	$F_L + (0.4 * \text{Chirp width})$
Burst Offset (us)	Pulse Width (us)	Chirp Width (MHz)	Number of Pulses per Burst	PRI-1 (us)	PRI-2 (us)	PRI-3 (us)	
483494	82.2	20	2	1691	1029	-	
31130	61.1	20	1	1623	-	-	
175309	92.1	20	3	1303	1697	1836	
320742	68	20	2	1362	1450	-	
466659	63.9	20	1	1426	-	-	
13250	55.3	20	1	1823	-	-	
157701	92.9	20	3	1232	1191	1763	
302865	75	20	2	1571	1312	-	
446764	95	20	3	1254	1650	1207	
591996	73.6	20	2	1550	1846	-	
140621	63	20	1	1121	-	-	
283899	98.4	20	3	1343	1977	1926	
430680	65.1	20	1	1725	-	-	
575746	56.5	20	1	1761	-	-	
122072	99.4	20	3	1241	1118	1973	
266724	98	20	3	1588	1304	1028	
410761	92.5	20	3	1484	1733	1473	
556827	73.8	20	2	1574	1310	-	
104794	58	20	1	1380	-	-	
248823	97.9	20	3	1443	1326	1376	



Statistical Performance Check Result							
Radar Test Signal (#)		5		Trail #		12	
Burst of Number	9	Burst Period(s)	1.3333333	Waveform Length(s)	12	Frequency	$F_L + (0.4 * \text{Chirp width})$
Burst Offset (us)	Pulse Width (us)	Chirp Width (MHz)	Number of Pulses per Burst	PRI-1 (us)	PRI-2 (us)	PRI-3 (us)	
878323	68	6	2	1562	1223	-	
1201036	77	6	2	1576	1195	-	
193430	65.9	6	1	1019	-	-	
515373	90.9	6	3	1728	1142	1206	
837168	94.4	6	3	1333	1997	1685	
1162414	57.1	6	1	1479	-	-	
153280	89.3	6	3	1447	1536	1062	
476708	64.6	6	1	1156	-	-	
798519	67.6	6	2	1975	1319	-	



Statistical Performance Check Result							
Radar Test Signal (#)		5		Trail #		13	
Burst of Number	14	Burst Period(s)	0.8571429	Waveform Length(s)	12	Frequency	$F_L + (0.4 * \text{Chirp width})$
Burst Offset (us)	Pulse Width (us)	Chirp Width (MHz)	Number of Pulses per Burst	PRI-1 (us)	PRI-2 (us)	PRI-3 (us)	
721573	55.9	13	1	1087	-	-	
72983	70.6	13	2	1516	1373	-	
280517	56.4	13	1	1822	-	-	
488047	54.9	13	1	1667	-	-	
692783	90.5	13	3	1636	1670	1736	
47463	73.3	13	2	1462	1435	-	
253983	95.6	13	3	1681	1897	1538	
460713	94	13	3	1555	1620	1780	
667923	87.9	13	3	1140	1812	1329	
21923	86.7	13	3	1095	1456	1097	
229477	56.6	13	1	1581	-	-	
436459	78.8	13	2	1308	1289	-	
642305	85.7	13	3	1299	1852	1315	
852309	51.9	13	1	1250	-	-	



Statistical Performance Check Result								
Radar Test Signal (#)		5			Trail #		14	
Burst of Number	12		Burst Period(s)	1		Waveform Length(s)	12	
Frequency		F _L +(0.4*Chirp width)						
Burst Offset (us)	Pulse Width (us)	Chirp Width (MHz)	Number of Pulses per Burst	PRI-1 (us)	PRI-2 (us)	PRI-3 (us)		
237287	84.6	10	3	1314	1508	1611		
480167	58.8	10	1	1472	-	-		
721239	77.4	10	2	1092	1904	-		
963224	71	10	2	1139	1671	-		
208121	54.6	10	1	1673	-	-		
449554	74.9	10	2	1469	1738	-		
691801	70.3	10	2	1233	1263	-		
934484	52.9	10	1	1687	-	-		
177771	92.1	10	3	1433	1826	1355		
419126	98.9	10	3	1915	1407	1428		
662911	55.1	10	1	1125	-	-		
902272	88.9	10	3	1635	1045	1643		



Statistical Performance Check Result							
Radar Test Signal (#)		5		Trail #		15	
Burst of Number	17	Burst Period(s)	0.7058824	Waveform Length(s)	12	Frequency	$F_L + (0.4 * \text{Chirp width})$
Burst Offset (us)	Pulse Width (us)	Chirp Width (MHz)	Number of Pulses per Burst	PRI-1 (us)	PRI-2 (us)	PRI-3 (us)	
104782	55.1	16	1	1331	-	-	
274485	95.2	16	3	1288	1262	1779	
446644	51.1	16	1	1157	-	-	
615134	73.6	16	2	1965	1963	-	
83697	56.7	16	1	1637	-	-	
254526	66	16	1	1563	-	-	
424104	78.2	16	2	1872	1746	-	
596368	57.3	16	1	1323	-	-	
62396	89.1	16	3	1882	1328	1370	
233528	53	16	1	1432	-	-	
404155	56.6	16	1	1824	-	-	
572746	93.4	16	3	1699	1269	1507	
41534	74.7	16	2	1498	1593	-	
211866	83.3	16	2	1585	1892	-	
383319	53.8	16	1	1460	-	-	
553954	53.9	16	1	1727	-	-	
20589	54.5	16	1	1356	-	-	



Statistical Performance Check Result								
Radar Test Signal (#)		5			Trail #		16	
Burst of Number	13	Burst Period(s)	0.9230769	Waveform Length(s)	12	Frequency	F _L +(0.4*Chirp width)	
Burst Offset (us)	Pulse Width (us)	Chirp Width (MHz)	Number of Pulses per Burst	PRI-1 (us)	PRI-2 (us)	PRI-3 (us)		
249549	87.2	11	3	1529	1868	1392		
473814	51.3	11	1	1772	-	-		
696747	69.1	11	2	1145	1305	-		
919852	82.3	11	2	1614	1012	-		
222458	75	11	2	1477	1898	-		
445510	81.4	11	2	1625	1760	-		
669234	82	11	2	1290	1173	-		
891674	66.9	11	2	1526	1801	-		
194770	86.2	11	3	1172	1980	1227		
417571	84.6	11	3	1932	1394	1079		
640275	89.8	11	3	1601	1071	1880		
862582	97.4	11	3	1985	1745	1316		
167886	52.9	11	1	1294	-	-		

Statistical Performance Check Result								
Radar Test Signal (#)		5			Trail #		17	
Burst of Number	9	Burst Period(s)	1.3333333	Waveform Length(s)	12	Frequency	F _L +(0.4*Chirp width)	
Burst Offset (us)	Pulse Width (us)	Chirp Width (MHz)	Number of Pulses per Burst	PRI-1 (us)	PRI-2 (us)	PRI-3 (us)		
564844	78.5	7	2	1406	1829	-		
888379	57.6	7	1	1820	-	-		
1208797	99.8	7	3	1248	1692	1645		
202812	51.5	7	1	1298	-	-		
525477	68.1	7	2	1088	1213	-		
848768	50.3	7	1	1558	-	-		
1169382	92.8	7	3	1580	1573	1114		
162951	64.2	7	1	1854	-	-		
485678	79.9	7	2	1011	1387	-		



Statistical Performance Check Result							
Radar Test Signal (#)		5		Trail #		18	
Burst of Number	16	Burst Period(s)	0.75	Waveform Length(s)	12	Frequency	$F_L + (0.4 * \text{Chirp width})$
Burst Offset (us)	Pulse Width (us)	Chirp Width (MHz)	Number of Pulses per Burst	PRI-1 (us)	PRI-2 (us)	PRI-3 (us)	
452762	90.6	15	3	1885	1390	1371	
636546	50.5	15	1	1103	-	-	
69136	78.3	15	2	1485	1175	-	
250688	62.9	15	1	1768	-	-	
431876	81.6	15	2	1211	1044	-	
613696	52.2	15	1	1684	-	-	
46710	84	15	3	1704	1338	1209	
227355	96.3	15	3	1920	1674	1384	
409287	71.3	15	2	1292	1421	-	
590397	71.1	15	2	1818	1060	-	
24536	66.3	15	1	1055	-	-	
205244	98.5	15	3	1712	1448	1291	
387827	54.9	15	1	1043	-	-	
566988	97.5	15	3	1749	1158	1404	
2150	86.1	15	3	1607	1867	1436	
183641	56.5	15	1	1721	-	-	



Statistical Performance Check Result								
Radar Test Signal (#)		5			Trail #		19	
Burst of Number	9		Burst Period(s)	1.3333333		Waveform Length(s)	12	
Frequency		F _L +(0.4*Chirp width)						
Burst Offset (us)	Pulse Width (us)	Chirp Width (MHz)	Number of Pulses per Burst	PRI-1 (us)	PRI-2 (us)	PRI-3 (us)		
649004	80.2	7	2	1476	1792	-		
972632	63.8	7	1	1837	-	-		
1294265	69.1	7	2	1455	1715	-		
287125	56.7	7	1	1234	-	-		
609502	70.5	7	2	1127	1633	-		
931751	81.5	7	2	1629	1783	-		
1253215	88.5	7	3	1147	1810	1604		
247305	60	7	1	1363	-	-		
568977	86.1	7	3	1212	1662	1696		



Statistical Performance Check Result							
Radar Test Signal (#)		5		Trail #		20	
Burst of Number	20	Burst Period(s)	0.6	Waveform Length(s)	12	Frequency	$F_L + (0.4 * \text{Chirp width})$
Burst Offset (us)	Pulse Width (us)	Chirp Width (MHz)	Number of Pulses per Burst	PRI-1 (us)	PRI-2 (us)	PRI-3 (us)	
400523	74.5	20	2	1775	1082	-	
544232	99.1	20	3	1564	1074	1442	
92772	93.7	20	3	1995	1235	1293	
238062	73.1	20	2	1006	1337	-	
383830	65.2	20	1	1068	-	-	
529131	53.4	20	1	1021	-	-	
75357	61.2	20	1	1553	-	-	
219129	90.3	20	3	1807	1912	1551	
365634	57.2	20	1	1565	-	-	
510479	60.8	20	1	1909	-	-	
57360	68.5	20	2	1626	1163	-	
202693	54	20	1	1340	-	-	
347847	62.1	20	1	1408	-	-	
490344	99.8	20	3	1556	1877	1230	
39483	79.7	20	2	1701	1622	-	
184461	82.9	20	2	1302	1164	-	
328025	89.9	20	3	1520	1638	1769	
475199	63.2	20	1	1336	-	-	
21678	68.6	20	2	1502	1256	-	
166512	81	20	2	1398	1420	-	



Statistical Performance Check Result								
Radar Test Signal (#)		5			Trail #		21	
Burst of Number	9	Burst Period(s)	1.3333333	Waveform Length(s)	12	Frequency	$F_H \cdot (0.4 \cdot \text{Chirp width})$	
Burst Offset (us)	Pulse Width (us)	Chirp Width (MHz)	Number of Pulses per Burst	PRI-1 (us)	PRI-2 (us)	PRI-3 (us)		
694608	54.5	6	1	1034	-	-		
1016456	73.6	6	2	1590	1115	-		
8551	60.1	6	1	1933	-	-		
331564	63.7	6	1	1505	-	-		
653496	95.1	6	3	1405	1075	1220		
975332	88	6	3	1628	1744	1202		
1297079	86.6	6	3	1271	1914	1921		
291425	73.6	6	2	1188	1924	-		
614597	57.5	6	1	1916	-	-		

Statistical Performance Check Result								
Radar Test Signal (#)		5			Trail #		22	
Burst of Number	13	Burst Period(s)	0.9230769	Waveform Length(s)	12	Frequency	$F_H \cdot (0.4 \cdot \text{Chirp width})$	
Burst Offset (us)	Pulse Width (us)	Chirp Width (MHz)	Number of Pulses per Burst	PRI-1 (us)	PRI-2 (us)	PRI-3 (us)		
648947	59.4	11	1	1464	-	-		
872834	59.1	11	1	1077	-	-		
174442	62	11	1	1104	-	-		
397033	68.2	11	2	1747	1711	-		
619847	76.8	11	2	1972	1816	-		
844713	57	11	1	1706	-	-		
146857	53.2	11	1	1367	-	-		
369203	90.4	11	3	1731	1446	1170		
592949	73.2	11	2	1201	1710	-		
817479	56.1	11	1	1377	-	-		
119201	67.7	11	2	1130	1171	-		
342999	55.1	11	1	1007	-	-		
566579	58.1	11	1	1090	-	-		



Statistical Performance Check Result							
Radar Test Signal (#)		5		Trail #		23	
Burst of Number	17	Burst Period(s)	0.7058824	Waveform Length(s)	12	Frequency	$F_H - (0.4 \times \text{Chirp width})$
Burst Offset (us)	Pulse Width (us)	Chirp Width (MHz)	Number of Pulses per Burst	PRI-1 (us)	PRI-2 (us)	PRI-3 (us)	
601322	97.7	16	3	1345	1186	1735	
69798	86.6	16	3	1578	1884	1521	
240236	67.6	16	2	1861	1813	-	
411573	52.4	16	1	1913	-	-	
581299	68	16	2	1719	1414	-	
49079	64	16	1	1828	-	-	
218917	89.4	16	3	1765	1548	1453	
389991	73.8	16	2	1690	1216	-	
560724	80.6	16	2	1327	1280	-	
27969	68.2	16	2	1893	1857	-	
198477	69.9	16	2	1474	1501	-	
368635	79	16	2	1619	1964	-	
539754	81.5	16	2	1395	1160	-	
7017	50.9	16	1	1366	-	-	
177018	88.9	16	3	1080	1978	1740	
347849	80	16	2	1339	1850	-	
518155	78.1	16	2	1503	1848	-	



Statistical Performance Check Result								
Radar Test Signal (#)		5			Trail #		24	
Burst of Number	9	Burst Period(s)	1.3333333	Waveform Length(s)	12	Frequency	$F_H(0.4 \times \text{Chirp width})$	
Burst Offset (us)	Pulse Width (us)	Chirp Width (MHz)	Number of Pulses per Burst	PRI-1 (us)	PRI-2 (us)	PRI-3 (us)		
1303061	77.3	6	2	1858	1937	-		
296120	66.9	6	2	1452	1703	-		
618053	87.6	6	3	1461	1679	1471		
941705	82.8	6	2	1058	1582	-		
1262467	97.9	6	3	1561	1786	1369		
256754	51.6	6	1	1225	-	-		
579778	56.4	6	1	1349	-	-		
900681	85.8	6	3	1708	1025	1781		
1223080	85.3	6	3	1357	1971	1057		

Statistical Performance Check Result								
Radar Test Signal (#)		5			Trail #		25	
Burst of Number	11	Burst Period(s)	1.0909091	Waveform Length(s)	12	Frequency	$F_H(0.4 \times \text{Chirp width})$	
Burst Offset (us)	Pulse Width (us)	Chirp Width (MHz)	Number of Pulses per Burst	PRI-1 (us)	PRI-2 (us)	PRI-3 (us)		
177128	92.7	9	3	1040	1064	1252		
441120	76.5	9	2	1567	1231	-		
703834	92.6	9	3	1739	1434	1457		
968288	66.7	9	2	1774	1737	-		
144880	57.1	9	1	1532	-	-		
408948	50.9	9	1	1907	-	-		
672738	75.9	9	2	1054	1383	-		
935219	96.5	9	3	1802	1341	1046		
112148	75.9	9	2	1951	1400	-		
376130	73.5	9	2	1053	1677	-		
638910	96.2	9	3	1531	1865	1268		



Statistical Performance Check Result							
Radar Test Signal (#)		5		Trail #		26	
Burst of Number	12	Burst Period(s)	1	Waveform Length(s)	12	Frequency	$F_H(0.4 \times \text{Chirp width})$
Burst Offset (us)	Pulse Width (us)	Chirp Width (MHz)	Number of Pulses per Burst	PRI-1 (us)	PRI-2 (us)	PRI-3 (us)	
826712	92.6	10	3	1834	1000	1983	
72998	69.9	10	2	1849	1518	-	
314688	72.5	10	2	1489	1958	-	
555527	84.2	10	3	1831	1182	1967	
797115	83.8	10	3	1843	1348	1459	
43224	78.8	10	2	1412	1979	-	
284734	91	10	3	1295	1086	1705	
526386	92.2	10	3	1003	1723	1148	
767431	89.3	10	3	1660	1724	1200	
13435	95.4	10	3	1439	1190	1942	
255680	56.1	10	1	1358	-	-	
497683	64.3	10	1	1759	-	-	



Statistical Performance Check Result							
Radar Test Signal (#)		5		Trail #		27	
Burst of Number	19	Burst Period(s)	0.6315789	Waveform Length(s)	12	Frequency	$F_H - (0.4 \times \text{Chirp width})$
Burst Offset (us)	Pulse Width (us)	Chirp Width (MHz)	Number of Pulses per Burst	PRI-1 (us)	PRI-2 (us)	PRI-3 (us)	
466662	60.4	18	1	1883	-	-	
616742	95.2	18	3	1991	1243	1334	
142355	78.8	18	2	1016	1100	-	
295519	50.7	18	1	1051	-	-	
446771	67.6	18	2	1527	1874	-	
599225	75.4	18	2	1809	1486	-	
123039	99.9	18	3	1010	1970	1741	
275129	85	18	3	1330	1318	1943	
428981	61.1	18	1	1968	-	-	
580996	66.7	18	2	1644	1065	-	
104670	82.7	18	2	1313	1261	-	
257432	71.4	18	2	1027	1037	-	
410696	62.9	18	1	1162	-	-	
561441	81.3	18	2	1939	1630	-	
86077	63.9	18	1	1122	-	-	
239011	61.1	18	1	1047	-	-	
390966	68.9	18	2	1204	1402	-	
544078	53.1	18	1	1950	-	-	
66876	85.1	18	3	1468	1129	1959	



Statistical Performance Check Result							
Radar Test Signal (#)		5		Trail #		28	
Burst of Number	20	Burst Period(s)	0.6	Waveform Length(s)	12	Frequency	$F_H(0.4 \times \text{Chirp width})$
Burst Offset (us)	Pulse Width (us)	Chirp Width (MHz)	Number of Pulses per Burst	PRI-1 (us)	PRI-2 (us)	PRI-3 (us)	
208292	75.1	19	2	1577	1919	-	
354271	65.3	19	1	1286	-	-	
495997	83.9	19	3	1955	1534	1969	
45716	85.5	19	3	1624	1587	1386	
191235	57.3	19	1	1105	-	-	
334080	94.4	19	3	1901	1992	1495	
481017	53.3	19	1	2000	-	-	
27921	99	19	3	1379	1789	1592	
172578	69.1	19	2	1922	1830	-	
318204	60.7	19	1	1839	-	-	
463599	64.3	19	1	1423	-	-	
10138	96.6	19	3	1680	1440	1702	
154700	90	19	3	1798	1009	1196	
298982	86.6	19	3	1413	1524	1596	
445818	62.1	19	1	1287	-	-	
589319	82.1	19	2	1159	1856	-	
137185	71.5	19	2	1621	1119	-	
281563	78.3	19	2	1888	1860	-	
427881	50.1	19	1	1359	-	-	
572624	58.3	19	1	1825	-	-	



Statistical Performance Check Result							
Radar Test Signal (#)		5		Trail #		29	
Burst of Number	15	Burst Period(s)	0.8	Waveform Length(s)	12	Frequency	$F_H - (0.4 \times \text{Chirp width})$
Burst Offset (us)	Pulse Width (us)	Chirp Width (MHz)	Number of Pulses per Burst	PRI-1 (us)	PRI-2 (us)	PRI-3 (us)	
159228	71	14	2	1700	1429	-	
352518	76	14	2	1895	1181	-	
544323	88.6	14	3	1364	1961	1903	
737838	85	14	3	1757	1281	1372	
135567	75.8	14	2	1099	1174	-	
328212	87.2	14	3	1285	1014	1984	
522698	51.1	14	1	1994	-	-	
715290	71.3	14	2	1525	1528	-	
111884	52.4	14	1	1210	-	-	
305327	64.8	14	1	1966	-	-	
497761	79.9	14	2	1938	1811	-	
691696	73.2	14	2	1661	1143	-	
87610	86.1	14	3	1993	1282	1665	
281813	60.2	14	1	1041	-	-	
474637	81.1	14	2	1617	1017	-	



Statistical Performance Check Result							
Radar Test Signal (#)		5		Trail #		30	
Burst of Number	14	Burst Period(s)	0.8571429	Waveform Length(s)	12	Frequency	$F_{H+}(0.4 \cdot \text{Chirp width})$
Burst Offset (us)	Pulse Width (us)	Chirp Width (MHz)	Number of Pulses per Burst	PRI-1 (us)	PRI-2 (us)	PRI-3 (us)	
713761	99.1	13	3	1466	1853	1864	
68606	76.6	13	2	1948	1018	-	
276396	59.6	13	1	1030	-	-	
482744	71.4	13	2	1513	1793	-	
691089	56.4	13	1	1743	-	-	
43150	64.2	13	1	1752	-	-	
250293	76.4	13	2	1251	1579	-	
457068	80.8	13	2	1838	1782	-	
665070	74.2	13	2	1093	1247	-	
17534	96.8	13	3	1855	1771	1135	
224742	70.1	13	2	1658	1283	-	
430908	92.7	13	3	1618	1514	1795	
638128	84.8	13	3	1430	1279	1509	
847663	50.7	13	1	1519	-	-	



Type 6 Radar Statistical Performance

Trial #	Test Freq. (MHz)	Pulses / Hop	Pulse Width (us)	PRI (us)	1=Detection 0=No Detection
1	5300	9	1	333	1
2	5300	9	1	333	1
3	5300	9	1	333	1
4	5300	9	1	333	1
5	5300	9	1	333	1
6	5300	9	1	333	1
7	5300	9	1	333	1
8	5300	9	1	333	1
9	5300	9	1	333	1
10	5300	9	1	333	1
11	5300	9	1	333	1
12	5300	9	1	333	1
13	5300	9	1	333	1
14	5300	9	1	333	1
15	5300	9	1	333	1
16	5300	9	1	333	1
17	5300	9	1	333	1
18	5300	9	1	333	1
19	5300	9	1	333	1
20	5300	9	1	333	1
21	5300	9	1	333	1
22	5300	9	1	333	1
23	5300	9	1	333	1
24	5300	9	1	333	1
25	5300	9	1	333	1
26	5300	9	1	333	1
27	5300	9	1	333	1
28	5300	9	1	333	1
29	5300	9	1	333	1
30	5300	9	1	333	1
Detection Percentage (%)					100.000
Limit					70%
Test Result					Complied



Modulation Mode: 802.11ax (HEW40)

Type 1 Radar Statistical Performance

Trial #	Test Freq. (MHz)	Pulse Repetition Frequency Number	Pulse Repetition Frequency (Pulse Per Second)	PRI (us)	1=Detection 0=No Detection
1	5292	1	1930.5	518	1
2	5296	23	326.2	3066	1
3	5314	19	1139.0	878	1
4	5291	12	1355.0	738	1
5	5322	4	1730.1	578	1
6	5326	8	1519.8	658	1
7	5304	15	1253.1	798	1
8	5309	6	1618.1	618	1
9	5311	14	1285.3	778	1
10	5294	3	1792.1	558	1
11	5293	13	1319.3	758	1
12	5300	9	1474.9	678	1
13	5310	7	1567.4	638	1
14	5325	17	1193.3	838	1
15	5306	10	1432.7	698	1
16	5329	-	1692.0	591	1
17	5302	-	328.1	3048	1
18	5299	-	373.4	2678	1
19	5320	-	574.4	1741	1
20	5299	-	1216.5	822	1
21	5310	-	801.3	1248	1
22	5318	-	488.5	2047	1
23	5305	-	956.0	1046	1
24	5328	-	517.6	1932	1
25	5310	-	1422.5	703	1
26	5295	-	542.0	1845	1
27	5315	-	741.3	1349	1
28	5291	-	881.8	1134	1
29	5302	-	427.4	2340	1
30	5323	-	628.9	1590	1
Detection Percentage (%)					100.000
Limit					60%
Test Result					Complied



Type 2 Radar Statistical Performance

Trial #	Test Freq. (MHz)	Pulse Width (us)	PRI (us)	Pulses / Burst	1=Detection 0=No Detection
1	5324	2.6	221	23	1
2	5324	4.6	198	27	1
3	5329	1.1	184	29	1
4	5302	4.8	203	24	1
5	5307	2.4	162	25	1
6	5308	3.4	204	28	1
7	5308	2.3	170	27	1
8	5324	3.5	184	23	1
9	5311	4.9	150	27	1
10	5311	4.6	211	29	1
11	5291	2.9	158	23	1
12	5312	2.6	226	27	1
13	5322	1.6	204	26	1
14	5308	3.9	181	25	1
15	5329	4.6	202	24	1
16	5327	4.1	194	27	1
17	5327	2.3	193	28	1
18	5298	3.9	173	29	1
19	5324	4.3	188	23	1
20	5298	1.5	215	26	1
21	5293	4.9	227	27	1
22	5316	1.1	199	23	1
23	5305	4.5	155	29	1
24	5320	4.0	190	27	1
25	5305	2.4	151	23	1
26	5323	2.5	180	28	1
27	5318	2.5	228	23	1
28	5322	2.5	203	25	1
29	5321	1.5	188	25	1
30	5316	1.9	217	24	1
Detection Percentage (%)					100.00
Limit					60%
Test Result					Complied



Type 3 Radar Statistical Performance

Trial #	Test Freq. (MHz)	Pulse Width (us)	PRI (us)	Pulses / Burst	1=Detection 0=No Detection
1	5302	8.0	205	16	1
2	5320	6.7	382	18	1
3	5296	8.6	418	16	1
4	5321	9.4	351	17	1
5	5307	7.4	383	18	1
6	5293	9.8	232	16	1
7	5296	9.1	377	17	1
8	5329	9.6	457	16	1
9	5327	8.0	471	18	1
10	5298	9.0	304	18	1
11	5294	8.0	316	17	1
12	5323	9.8	325	16	1
13	5309	8.0	409	17	1
14	5301	9.9	200	17	1
15	5309	8.8	458	16	1
16	5305	8.0	232	18	1
17	5302	8.3	250	16	1
18	5319	8.7	270	16	1
19	5298	7.7	350	17	1
20	5323	7.1	230	16	1
21	5293	7.3	416	18	1
22	5325	7.6	498	18	1
23	5299	7.3	286	17	1
24	5326	7.3	287	16	1
25	5295	7.5	462	17	1
26	5319	6.2	300	17	1
27	5308	6.4	323	18	1
28	5299	7.1	420	16	1
29	5311	7.2	395	18	1
30	5316	8.4	377	16	1
Detection Percentage (%)					100.000
Limit					60%
Test Result					Complied



Type 4 Radar Statistical Performance

Trial #	Test Freq. (MHz)	Pulse Width (us)	PRI (us)	Pulses / Burst	1=Detection 0=No Detection
1	5301	18.0	242	15	1
2	5311	19.9	279	12	1
3	5296	12.9	487	14	1
4	5310	15.0	452	13	1
5	5327	16.3	230	12	1
6	5291	19.8	238	13	1
7	5297	18.2	420	16	1
8	5312	16.3	452	15	1
9	5300	14.2	495	12	1
10	5320	17.8	228	16	1
11	5326	19.1	211	16	1
12	5325	18.4	283	15	1
13	5328	11.8	411	12	1
14	5313	14.2	284	13	1
15	5326	13.9	202	12	0
16	5303	17.8	340	14	1
17	5325	15.6	290	16	1
18	5323	14.6	250	16	1
19	5292	14.4	484	15	1
20	5322	18.9	387	13	1
21	5321	11.1	348	15	1
22	5293	13.8	291	16	0
23	5328	14.3	295	12	1
24	5313	12.5	300	12	1
25	5293	12.5	322	14	1
26	5318	12.5	383	13	1
27	5291	15.7	322	16	1
28	5313	19.8	469	13	1
29	5313	18.6	406	15	1
30	5297	15.9	238	14	1
Detection Percentage (%)					93.333
Limit					60%
Test Result					Complied



Total Type 1~4 Radar Statistical Performance

Radar Type #	Detection Percentage (%)
1	100.000
2	100.000
3	100.000
4	93.333
Aggregate (Radar Types 1-4)	98.333
Limit	80%
Test Result	Complied



Type 5 Radar Statistical Performance

Center Freq. (MHz)	Low Edge (MHz)	High Edge (MHz)	VSG Freq. (MHz)	Detection
Trial	Chirp	Offset		
5310	5290.5	5329.5		
1	11	0	5310.00	1
2	5	0	5310.00	1
3	20	0	5310.00	1
4	13	0	5310.00	0
5	11	0	5310.00	1
6	16	0	5310.00	1
7	11	0	5310.00	1
8	20	0	5310.00	1
9	9	0	5310.00	1
10	15	0	5310.00	1
11	20	11.5	5298.50	0
12	6	17.1	5292.90	1
13	13	14.3	5295.70	1
14	10	15.5	5294.50	1
15	16	13.1	5296.90	1
16	11	15.1	5294.90	0
17	7	16.7	5293.30	1
18	15	13.5	5296.50	1
19	7	16.7	5293.30	1
20	20	11.5	5298.50	1
21	6	17.1	5327.10	1
22	11	15.1	5325.10	1
23	16	13.1	5323.10	1
24	6	17.1	5327.10	0
25	9	15.9	5325.90	1
26	10	15.5	5325.50	1
27	18	12.3	5322.30	1
28	19	11.9	5321.90	1
29	14	13.9	5323.90	1
30	13	14.3	5324.30	1
Total				26
Detection Percentage (%)				87%
Limit				80%
Test Result				Complied



Data Sheet for Radar Type 5

Statistical Performance Check Result								
Radar Test Signal (#)		5			Trail #		1	
Burst of Number	13	Burst Period(s)	0.9230769	Waveform Length(s)	12		Frequency	Center
Burst Offset (us)	Pulse Width (us)	Chirp Width (MHz)	Number of Pulses per Burst	PRI-1 (us)	PRI-2 (us)	PRI-3 (us)		
591291	70	11	2	1208	1481	-		
815216	51.8	11	1	1896	-	-		
117197	97.9	11	3	1255	1463	1169		
340497	75.4	11	2	1776	1116	-		
563700	70.6	11	2	1361	1483	-		
786312	85.5	11	3	1168	1155	1192		
89901	70.6	11	2	1078	1126	-		
312423	97.5	11	3	1237	1833	1540		
536877	64.5	11	1	1698	-	-		
759212	81.4	11	2	1575	1490	-		
62185	99.2	11	3	1350	1982	1902		
285880	54.7	11	1	1722	-	-		
508479	75.7	11	2	1594	1682	-		

Statistical Performance Check Result								
Radar Test Signal (#)		5			Trail #		2	
Burst of Number	8	Burst Period(s)	1.5	Waveform Length(s)	12		Frequency	Center
Burst Offset (us)	Pulse Width (us)	Chirp Width (MHz)	Number of Pulses per Burst	PRI-1 (us)	PRI-2 (us)	PRI-3 (us)		
1190042	68.2	5	2	1790	1952	-		
56652	84.7	5	3	1714	1515	1061		
419783	69.6	5	2	1458	1500	-		
783608	56.5	5	1	1533	-	-		
1144211	84.2	5	3	1322	1988	1910		
11992	56.5	5	1	1411	-	-		
374471	97.5	5	3	1353	1981	1974		
738925	54.4	5	1	1365	-	-		



Statistical Performance Check Result								
Radar Test Signal (#)		5			Trail #		3	
Burst of Number	20		Burst Period(s)	0.6		Waveform Length(s)	12	
Burst Offset (us)	Pulse Width (us)	Chirp Width (MHz)	Number of Pulses per Burst	PRI-1 (us)	PRI-2 (us)	PRI-3 (us)		
439705	70	20	2	1001	1246	-		
583092	84.7	20	3	1198	1120	1552		
132117	55.3	20	1	1264	-	-		
277048	64.5	20	1	1871	-	-		
421122	68.6	20	2	1381	1894	-		
564997	93.7	20	3	1306	1111	1754		
113465	96.8	20	3	1996	1535	1742		
258948	78.3	20	2	1239	1166	-		
403936	76.7	20	2	1221	1107	-		
545928	86.2	20	3	1947	1800	1806		
96115	72.3	20	2	1504	1176	-		
241508	64.6	20	1	1382	-	-		
384855	95.4	20	3	1598	1117	1511		
528969	85.4	20	3	1631	1870	1152		
78179	73.2	20	2	1729	1649	-		
223000	77.7	20	2	1815	1238	-		
368464	65.7	20	1	1941	-	-		
510325	90.2	20	3	1899	1935	1819		
60248	98.9	20	3	1194	1675	1570		
205316	79.6	20	2	1245	1375	-		



Statistical Performance Check Result									
Radar Test Signal (#)		5			Trail #		4		
Burst of Number	14		Burst Period(s)	0.8571429		Waveform Length(s)	12		
Frequency		Center		PRI-1 (us)		PRI-2 (us)		PRI-3 (us)	
Burst Offset (us)	Pulse Width (us)	Chirp Width (MHz)	Number of Pulses per Burst	PRI-1 (us)		PRI-2 (us)		PRI-3 (us)	
501575	51	13	1	1542		-		-	
707132	98.7	13	3	1613		1219		1066	
60818	91.5	13	3	1072		1397		1549	
267493	87	13	3	1253		1748		1762	
475767	66.3	13	1	1987		-		-	
680475	86.6	13	3	1785		1777		1797	
35313	95.2	13	3	1482		1137		1844	
242662	73.5	13	2	1059		1475		-	
449288	98	13	3	1180		1480		1096	
657034	74.6	13	2	1324		1427		-	
9842	92.4	13	3	1133		1753		1378	
217141	82	13	2	1236		1259		-	
422905	87.8	13	3	1803		1842		1900	
631115	72.9	13	2	1559		1726		-	



Statistical Performance Check Result								
Radar Test Signal (#)		5			Trail #		5	
Burst of Number	13	Burst Period(s)	0.9230769	Waveform Length(s)	12	Frequency	Center	
Burst Offset (us)	Pulse Width (us)	Chirp Width (MHz)	Number of Pulses per Burst	PRI-1 (us)	PRI-2 (us)	PRI-3 (us)		
902081	100	11	3	1258	1396	1493		
206352	67.1	11	2	1492	1179	-		
429145	92.5	11	3	1410	1150	1042		
653709	60.9	11	1	1399	-	-		
877441	52	11	1	1193	-	-		
178469	91.8	11	3	1686	1403	1569		
402251	73.8	11	2	1067	1218	-		
625039	69.2	11	2	1841	1229	-		
847087	87.9	11	3	1073	1416	1755		
151064	95.2	11	3	1197	1512	1756		
374324	76.8	11	2	1437	1879	-		
596338	90.1	11	3	1352	1925	1666		
820999	80.4	11	2	1586	1132	-		



Statistical Performance Check Result								
Radar Test Signal (#)		5			Trail #		6	
Burst of Number	17	Burst Period(s)	0.7058824	Waveform Length(s)	12	Frequency		Center
Burst Offset (us)	Pulse Width (us)	Chirp Width (MHz)	Number of Pulses per Burst	PRI-1 (us)	PRI-2 (us)	PRI-3 (us)		
94587	82.8	16	2	1332	1689	-		
265527	61.5	16	1	1764	-	-		
435227	91.9	16	3	1301	1024	1167		
605381	90.8	16	3	1277	1091	1354		
73476	94	16	3	1185	1805	1109		
244588	57.6	16	1	1487	-	-		
414781	67.8	16	2	1026	1554	-		
586578	53.4	16	1	1110	-	-		
52576	71.4	16	2	1583	1653	-		
222476	93.3	16	3	1791	1766	1296		
393218	68.4	16	2	1678	1890	-		
562777	98.2	16	3	1510	1605	1418		
31603	82	16	2	1300	1523	-		
201756	98.6	16	3	1020	1070	1990		
372162	73.3	16	2	1999	1709	-		
542921	80.3	16	2	1205	1908	-		
10620	52	16	1	1445	-	-		



Statistical Performance Check Result									
Radar Test Signal (#)		5			Trail #		7		
Burst of Number	13		Burst Period(s)	0.9230769		Waveform Length(s)	12		
Frequency		Center		PRI-1 (us)		PRI-2 (us)		PRI-3 (us)	
Burst Offset (us)	Pulse Width (us)	Chirp Width (MHz)	Number of Pulses per Burst	PRI-1 (us)		PRI-2 (us)		PRI-3 (us)	
236763	93.9	11	3	1325		1401		1265	
458923	90.3	11	3	1962		1647		1876	
683506	76.8	11	2	1499		1242		-	
906848	72.4	11	2	1595		1013		-	
209338	85.5	11	3	1048		1368		1438	
433316	56	11	1	1646		-		-	
654365	85.2	11	3	1784		1878		1389	
880256	54.8	11	1	1659		-		-	
181618	88.1	11	3	1927		1928		1307	
405781	57.1	11	1	1664		-		-	
629680	55.8	11	1	1039		-		-	
852332	81.8	11	2	1050		1038		-	
154801	60.7	11	1	1557		-		-	



Statistical Performance Check Result								
Radar Test Signal (#)		5			Trail #		8	
Burst of Number	20		Burst Period(s)	0.6		Waveform Length(s)	12	
Burst Offset (us)	Pulse Width (us)	Chirp Width (MHz)	Number of Pulses per Burst	PRI-1 (us)	PRI-2 (us)	PRI-3 (us)		
244340	96.4	20	3	1226	1572	2000		
390950	60.1	20	1	1346	-	-		
534907	76.3	20	2	1441	1284	-		
82690	56.2	20	1	1273	-	-		
227993	62.4	20	1	1031	-	-		
372695	62	20	1	1940	-	-		
517788	56	20	1	1889	-	-		
64471	83.9	20	3	1106	1311	1930		
209097	98.4	20	3	1260	1022	1606		
354143	74.3	20	2	1178	1917	-		
499561	70	20	2	1069	1249	-		
46749	69.5	20	2	1773	1652	-		
191589	78.6	20	2	1347	1603	-		
336486	73.9	20	2	1177	1608	-		
481767	74.1	20	2	1153	1089	-		
28998	62.7	20	1	1944	-	-		
173769	70.1	20	2	1224	1672	-		
317895	93.3	20	3	1217	1015	1957		
464152	50.5	20	1	1929	-	-		
11067	89	20	3	1945	1615	1847		



Statistical Performance Check Result									
Radar Test Signal (#)		5			Trail #		9		
Burst of Number	11		Burst Period(s)	1.0909091		Waveform Length(s)	12		
Frequency		Center		PRI-1 (us)		PRI-2 (us)		PRI-3 (us)	
Burst Offset (us)	Pulse Width (us)	Chirp Width (MHz)	Number of Pulses per Burst	PRI-1 (us)		PRI-2 (us)		PRI-3 (us)	
283763	85.8	9	3	1451		1023		1821	
548478	51.3	9	1	1960		-		-	
809743	86.6	9	3	1998		1989		1778	
1077369	63.2	9	1	1270		-		-	
251895	57.9	9	1	1730		-		-	
514624	97.4	9	3	1488		1953		1309	
780737	55.4	9	1	1002		-		-	
1044449	56.6	9	1	1654		-		-	
218719	86	9	3	1683		1425		1787	
483655	55.9	9	1	1417		-		-	
747738	50.5	9	1	1641		-		-	



Statistical Performance Check Result							
Radar Test Signal (#)		5		Trail #		10	
Burst of Number	9	Burst Period(s)	0.75	Waveform Length(s)	12	Frequency	Center
Burst Offset (us)	Pulse Width (us)	Chirp Width (MHz)	Number of Pulses per Burst	PRI-1 (us)	PRI-2 (us)	PRI-3 (us)	
695151	61.9	15	1	1713	-	-	
128132	71.6	15	2	1320	1648	-	
309769	60.6	15	1	1862	-	-	
489296	97	15	3	1244	1669	1873	
672580	58.2	15	1	1954	-	-	
105804	71.9	15	2	1694	1351	-	
286805	75.7	15	2	1869	1591	-	
467329	86.1	15	3	1161	1266	1887	
650589	61.2	15	1	1544	-	-	
83455	74.3	15	2	1934	1415	-	
264701	68.2	15	2	1422	1478	-	
444952	95.5	15	3	1657	1214	1610	
628454	65.9	15	1	1276	-	-	
61315	56.8	15	1	1335	-	-	
242712	52.9	15	1	1881	-	-	
424295	56.8	15	1	1634	-	-	



Statistical Performance Check Result							
Radar Test Signal (#)		5		Trail #		11	
Burst of Number	20	Burst Period(s)	0.6	Waveform Length(s)	12	Frequency	$F_L + (0.4 * \text{Chirp width})$
Burst Offset (us)	Pulse Width (us)	Chirp Width (MHz)	Number of Pulses per Burst	PRI-1 (us)	PRI-2 (us)	PRI-3 (us)	
483494	82.2	20	2	1691	1029	-	
31130	61.1	20	1	1623	-	-	
175309	92.1	20	3	1303	1697	1836	
320742	68	20	2	1362	1450	-	
466659	63.9	20	1	1426	-	-	
13250	55.3	20	1	1823	-	-	
157701	92.9	20	3	1232	1191	1763	
302865	75	20	2	1571	1312	-	
446764	95	20	3	1254	1650	1207	
591996	73.6	20	2	1550	1846	-	
140621	63	20	1	1121	-	-	
283899	98.4	20	3	1343	1977	1926	
430680	65.1	20	1	1725	-	-	
575746	56.5	20	1	1761	-	-	
122072	99.4	20	3	1241	1118	1973	
266724	98	20	3	1588	1304	1028	
410761	92.5	20	3	1484	1733	1473	
556827	73.8	20	2	1574	1310	-	
104794	58	20	1	1380	-	-	
248823	97.9	20	3	1443	1326	1376	



Statistical Performance Check Result							
Radar Test Signal (#)		5		Trail #		12	
Burst of Number	9	Burst Period(s)	1.3333333	Waveform Length(s)	12	Frequency	$F_L + (0.4 * \text{Chirp width})$
Burst Offset (us)	Pulse Width (us)	Chirp Width (MHz)	Number of Pulses per Burst	PRI-1 (us)	PRI-2 (us)	PRI-3 (us)	
878323	68	6	2	1562	1223	-	
1201036	77	6	2	1576	1195	-	
193430	65.9	6	1	1019	-	-	
515373	90.9	6	3	1728	1142	1206	
837168	94.4	6	3	1333	1997	1685	
1162414	57.1	6	1	1479	-	-	
153280	89.3	6	3	1447	1536	1062	
476708	64.6	6	1	1156	-	-	
798519	67.6	6	2	1975	1319	-	



Statistical Performance Check Result							
Radar Test Signal (#)		5		Trail #		13	
Burst of Number	14	Burst Period(s)	0.8571429	Waveform Length(s)	12	Frequency	$F_L + (0.4 * \text{Chirp width})$
Burst Offset (us)	Pulse Width (us)	Chirp Width (MHz)	Number of Pulses per Burst	PRI-1 (us)	PRI-2 (us)	PRI-3 (us)	
721573	55.9	13	1	1087	-	-	
72983	70.6	13	2	1516	1373	-	
280517	56.4	13	1	1822	-	-	
488047	54.9	13	1	1667	-	-	
692783	90.5	13	3	1636	1670	1736	
47463	73.3	13	2	1462	1435	-	
253983	95.6	13	3	1681	1897	1538	
460713	94	13	3	1555	1620	1780	
667923	87.9	13	3	1140	1812	1329	
21923	86.7	13	3	1095	1456	1097	
229477	56.6	13	1	1581	-	-	
436459	78.8	13	2	1308	1289	-	
642305	85.7	13	3	1299	1852	1315	
852309	51.9	13	1	1250	-	-	



Statistical Performance Check Result							
Radar Test Signal (#)		5		Trail #		14	
Burst of Number	12	Burst Period(s)	1	Waveform Length(s)	12	Frequency	$F_L + (0.4 * \text{Chirp width})$
Burst Offset (us)	Pulse Width (us)	Chirp Width (MHz)	Number of Pulses per Burst	PRI-1 (us)	PRI-2 (us)	PRI-3 (us)	
237287	84.6	10	3	1314	1508	1611	
480167	58.8	10	1	1472	-	-	
721239	77.4	10	2	1092	1904	-	
963224	71	10	2	1139	1671	-	
208121	54.6	10	1	1673	-	-	
449554	74.9	10	2	1469	1738	-	
691801	70.3	10	2	1233	1263	-	
934484	52.9	10	1	1687	-	-	
177771	92.1	10	3	1433	1826	1355	
419126	98.9	10	3	1915	1407	1428	
662911	55.1	10	1	1125	-	-	
902272	88.9	10	3	1635	1045	1643	



Statistical Performance Check Result							
Radar Test Signal (#)		5		Trail #		15	
Burst of Number	17	Burst Period(s)	0.7058824	Waveform Length(s)	12	Frequency	$F_L + (0.4 * \text{Chirp width})$
Burst Offset (us)	Pulse Width (us)	Chirp Width (MHz)	Number of Pulses per Burst	PRI-1 (us)	PRI-2 (us)	PRI-3 (us)	
104782	55.1	16	1	1331	-	-	
274485	95.2	16	3	1288	1262	1779	
446644	51.1	16	1	1157	-	-	
615134	73.6	16	2	1965	1963	-	
83697	56.7	16	1	1637	-	-	
254526	66	16	1	1563	-	-	
424104	78.2	16	2	1872	1746	-	
596368	57.3	16	1	1323	-	-	
62396	89.1	16	3	1882	1328	1370	
233528	53	16	1	1432	-	-	
404155	56.6	16	1	1824	-	-	
572746	93.4	16	3	1699	1269	1507	
41534	74.7	16	2	1498	1593	-	
211866	83.3	16	2	1585	1892	-	
383319	53.8	16	1	1460	-	-	
553954	53.9	16	1	1727	-	-	
20589	54.5	16	1	1356	-	-	



Statistical Performance Check Result								
Radar Test Signal (#)		5			Trail #		16	
Burst of Number	13	Burst Period(s)	0.9230769	Waveform Length(s)	12	Frequency	F _L +(0.4*Chirp width)	
Burst Offset (us)	Pulse Width (us)	Chirp Width (MHz)	Number of Pulses per Burst	PRI-1 (us)	PRI-2 (us)	PRI-3 (us)		
249549	87.2	11	3	1529	1868	1392		
473814	51.3	11	1	1772	-	-		
696747	69.1	11	2	1145	1305	-		
919852	82.3	11	2	1614	1012	-		
222458	75	11	2	1477	1898	-		
445510	81.4	11	2	1625	1760	-		
669234	82	11	2	1290	1173	-		
891674	66.9	11	2	1526	1801	-		
194770	86.2	11	3	1172	1980	1227		
417571	84.6	11	3	1932	1394	1079		
640275	89.8	11	3	1601	1071	1880		
862582	97.4	11	3	1985	1745	1316		
167886	52.9	11	1	1294	-	-		

Statistical Performance Check Result								
Radar Test Signal (#)		5			Trail #		17	
Burst of Number	9	Burst Period(s)	1.3333333	Waveform Length(s)	12	Frequency	F _L +(0.4*Chirp width)	
Burst Offset (us)	Pulse Width (us)	Chirp Width (MHz)	Number of Pulses per Burst	PRI-1 (us)	PRI-2 (us)	PRI-3 (us)		
564844	78.5	7	2	1406	1829	-		
888379	57.6	7	1	1820	-	-		
1208797	99.8	7	3	1248	1692	1645		
202812	51.5	7	1	1298	-	-		
525477	68.1	7	2	1088	1213	-		
848768	50.3	7	1	1558	-	-		
1169382	92.8	7	3	1580	1573	1114		
162951	64.2	7	1	1854	-	-		
485678	79.9	7	2	1011	1387	-		



Statistical Performance Check Result							
Radar Test Signal (#)		5		Trail #		18	
Burst of Number	16	Burst Period(s)	0.75	Waveform Length(s)	12	Frequency	$F_L + (0.4 * \text{Chirp width})$
Burst Offset (us)	Pulse Width (us)	Chirp Width (MHz)	Number of Pulses per Burst	PRI-1 (us)	PRI-2 (us)	PRI-3 (us)	
452762	90.6	15	3	1885	1390	1371	
636546	50.5	15	1	1103	-	-	
69136	78.3	15	2	1485	1175	-	
250688	62.9	15	1	1768	-	-	
431876	81.6	15	2	1211	1044	-	
613696	52.2	15	1	1684	-	-	
46710	84	15	3	1704	1338	1209	
227355	96.3	15	3	1920	1674	1384	
409287	71.3	15	2	1292	1421	-	
590397	71.1	15	2	1818	1060	-	
24536	66.3	15	1	1055	-	-	
205244	98.5	15	3	1712	1448	1291	
387827	54.9	15	1	1043	-	-	
566988	97.5	15	3	1749	1158	1404	
2150	86.1	15	3	1607	1867	1436	
183641	56.5	15	1	1721	-	-	



Statistical Performance Check Result							
Radar Test Signal (#)		5			Trail #		19
Burst of Number	9	Burst Period(s)	1.3333333	Waveform Length(s)	12	Frequency	$F_L + (0.4 * \text{Chirp width})$
Burst Offset (us)	Pulse Width (us)	Chirp Width (MHz)	Number of Pulses per Burst	PRI-1 (us)	PRI-2 (us)	PRI-3 (us)	
649004	80.2	7	2	1476	1792	-	
972632	63.8	7	1	1837	-	-	
1294265	69.1	7	2	1455	1715	-	
287125	56.7	7	1	1234	-	-	
609502	70.5	7	2	1127	1633	-	
931751	81.5	7	2	1629	1783	-	
1253215	88.5	7	3	1147	1810	1604	
247305	60	7	1	1363	-	-	
568977	86.1	7	3	1212	1662	1696	



Statistical Performance Check Result							
Radar Test Signal (#)		5		Trail #		20	
Burst of Number	20	Burst Period(s)	0.6	Waveform Length(s)	12	Frequency	$F_L + (0.4 * \text{Chirp width})$
Burst Offset (us)	Pulse Width (us)	Chirp Width (MHz)	Number of Pulses per Burst	PRI-1 (us)	PRI-2 (us)	PRI-3 (us)	
400523	74.5	20	2	1775	1082	-	
544232	99.1	20	3	1564	1074	1442	
92772	93.7	20	3	1995	1235	1293	
238062	73.1	20	2	1006	1337	-	
383830	65.2	20	1	1068	-	-	
529131	53.4	20	1	1021	-	-	
75357	61.2	20	1	1553	-	-	
219129	90.3	20	3	1807	1912	1551	
365634	57.2	20	1	1565	-	-	
510479	60.8	20	1	1909	-	-	
57360	68.5	20	2	1626	1163	-	
202693	54	20	1	1340	-	-	
347847	62.1	20	1	1408	-	-	
490344	99.8	20	3	1556	1877	1230	
39483	79.7	20	2	1701	1622	-	
184461	82.9	20	2	1302	1164	-	
328025	89.9	20	3	1520	1638	1769	
475199	63.2	20	1	1336	-	-	
21678	68.6	20	2	1502	1256	-	
166512	81	20	2	1398	1420	-	



Statistical Performance Check Result								
Radar Test Signal (#)		5			Trail #		21	
Burst of Number	9	Burst Period(s)	1.3333333	Waveform Length(s)	12	Frequency	$F_H \cdot (0.4 \cdot \text{Chirp width})$	
Burst Offset (us)	Pulse Width (us)	Chirp Width (MHz)	Number of Pulses per Burst	PRI-1 (us)	PRI-2 (us)	PRI-3 (us)		
694608	54.5	6	1	1034	-	-		
1016456	73.6	6	2	1590	1115	-		
8551	60.1	6	1	1933	-	-		
331564	63.7	6	1	1505	-	-		
653496	95.1	6	3	1405	1075	1220		
975332	88	6	3	1628	1744	1202		
1297079	86.6	6	3	1271	1914	1921		
291425	73.6	6	2	1188	1924	-		
614597	57.5	6	1	1916	-	-		

Statistical Performance Check Result								
Radar Test Signal (#)		5			Trail #		22	
Burst of Number	13	Burst Period(s)	0.9230769	Waveform Length(s)	12	Frequency	$F_H \cdot (0.4 \cdot \text{Chirp width})$	
Burst Offset (us)	Pulse Width (us)	Chirp Width (MHz)	Number of Pulses per Burst	PRI-1 (us)	PRI-2 (us)	PRI-3 (us)		
648947	59.4	11	1	1464	-	-		
872834	59.1	11	1	1077	-	-		
174442	62	11	1	1104	-	-		
397033	68.2	11	2	1747	1711	-		
619847	76.8	11	2	1972	1816	-		
844713	57	11	1	1706	-	-		
146857	53.2	11	1	1367	-	-		
369203	90.4	11	3	1731	1446	1170		
592949	73.2	11	2	1201	1710	-		
817479	56.1	11	1	1377	-	-		
119201	67.7	11	2	1130	1171	-		
342999	55.1	11	1	1007	-	-		
566579	58.1	11	1	1090	-	-		



Statistical Performance Check Result							
Radar Test Signal (#)		5		Trail #		23	
Burst of Number	17	Burst Period(s)	0.7058824	Waveform Length(s)	12	Frequency	$F_H - (0.4 \times \text{Chirp width})$
Burst Offset (us)	Pulse Width (us)	Chirp Width (MHz)	Number of Pulses per Burst	PRI-1 (us)	PRI-2 (us)	PRI-3 (us)	
601322	97.7	16	3	1345	1186	1735	
69798	86.6	16	3	1578	1884	1521	
240236	67.6	16	2	1861	1813	-	
411573	52.4	16	1	1913	-	-	
581299	68	16	2	1719	1414	-	
49079	64	16	1	1828	-	-	
218917	89.4	16	3	1765	1548	1453	
389991	73.8	16	2	1690	1216	-	
560724	80.6	16	2	1327	1280	-	
27969	68.2	16	2	1893	1857	-	
198477	69.9	16	2	1474	1501	-	
368635	79	16	2	1619	1964	-	
539754	81.5	16	2	1395	1160	-	
7017	50.9	16	1	1366	-	-	
177018	88.9	16	3	1080	1978	1740	
347849	80	16	2	1339	1850	-	
518155	78.1	16	2	1503	1848	-	



Statistical Performance Check Result								
Radar Test Signal (#)		5			Trail #		24	
Burst of Number	9	Burst Period(s)	1.3333333	Waveform Length(s)	12	Frequency	$F_H(0.4 \times \text{Chirp width})$	
Burst Offset (us)	Pulse Width (us)	Chirp Width (MHz)	Number of Pulses per Burst	PRI-1 (us)	PRI-2 (us)	PRI-3 (us)		
1303061	77.3	6	2	1858	1937	-		
296120	66.9	6	2	1452	1703	-		
618053	87.6	6	3	1461	1679	1471		
941705	82.8	6	2	1058	1582	-		
1262467	97.9	6	3	1561	1786	1369		
256754	51.6	6	1	1225	-	-		
579778	56.4	6	1	1349	-	-		
900681	85.8	6	3	1708	1025	1781		
1223080	85.3	6	3	1357	1971	1057		

Statistical Performance Check Result								
Radar Test Signal (#)		5			Trail #		25	
Burst of Number	11	Burst Period(s)	1.0909091	Waveform Length(s)	12	Frequency	$F_H(0.4 \times \text{Chirp width})$	
Burst Offset (us)	Pulse Width (us)	Chirp Width (MHz)	Number of Pulses per Burst	PRI-1 (us)	PRI-2 (us)	PRI-3 (us)		
177128	92.7	9	3	1040	1064	1252		
441120	76.5	9	2	1567	1231	-		
703834	92.6	9	3	1739	1434	1457		
968288	66.7	9	2	1774	1737	-		
144880	57.1	9	1	1532	-	-		
408948	50.9	9	1	1907	-	-		
672738	75.9	9	2	1054	1383	-		
935219	96.5	9	3	1802	1341	1046		
112148	75.9	9	2	1951	1400	-		
376130	73.5	9	2	1053	1677	-		
638910	96.2	9	3	1531	1865	1268		



Statistical Performance Check Result							
Radar Test Signal (#)		5		Trail #		26	
Burst of Number	12	Burst Period(s)	1	Waveform Length(s)	12	Frequency	$F_H \cdot (0.4 \cdot \text{Chirp width})$
Burst Offset (us)	Pulse Width (us)	Chirp Width (MHz)	Number of Pulses per Burst	PRI-1 (us)	PRI-2 (us)	PRI-3 (us)	
826712	92.6	10	3	1834	1000	1983	
72998	69.9	10	2	1849	1518	-	
314688	72.5	10	2	1489	1958	-	
555527	84.2	10	3	1831	1182	1967	
797115	83.8	10	3	1843	1348	1459	
43224	78.8	10	2	1412	1979	-	
284734	91	10	3	1295	1086	1705	
526386	92.2	10	3	1003	1723	1148	
767431	89.3	10	3	1660	1724	1200	
13435	95.4	10	3	1439	1190	1942	
255680	56.1	10	1	1358	-	-	
497683	64.3	10	1	1759	-	-	



Statistical Performance Check Result							
Radar Test Signal (#)		5		Trail #		27	
Burst of Number	19	Burst Period(s)	0.6315789	Waveform Length(s)	12	Frequency	$F_H - (0.4 \times \text{Chirp width})$
Burst Offset (us)	Pulse Width (us)	Chirp Width (MHz)	Number of Pulses per Burst	PRI-1 (us)	PRI-2 (us)	PRI-3 (us)	
466662	60.4	18	1	1883	-	-	
616742	95.2	18	3	1991	1243	1334	
142355	78.8	18	2	1016	1100	-	
295519	50.7	18	1	1051	-	-	
446771	67.6	18	2	1527	1874	-	
599225	75.4	18	2	1809	1486	-	
123039	99.9	18	3	1010	1970	1741	
275129	85	18	3	1330	1318	1943	
428981	61.1	18	1	1968	-	-	
580996	66.7	18	2	1644	1065	-	
104670	82.7	18	2	1313	1261	-	
257432	71.4	18	2	1027	1037	-	
410696	62.9	18	1	1162	-	-	
561441	81.3	18	2	1939	1630	-	
86077	63.9	18	1	1122	-	-	
239011	61.1	18	1	1047	-	-	
390966	68.9	18	2	1204	1402	-	
544078	53.1	18	1	1950	-	-	
66876	85.1	18	3	1468	1129	1959	



Statistical Performance Check Result							
Radar Test Signal (#)		5		Trail #		28	
Burst of Number	20	Burst Period(s)	0.6	Waveform Length(s)	12	Frequency	$F_H(0.4 \times \text{Chirp width})$
Burst Offset (us)	Pulse Width (us)	Chirp Width (MHz)	Number of Pulses per Burst	PRI-1 (us)	PRI-2 (us)	PRI-3 (us)	
208292	75.1	19	2	1577	1919	-	
354271	65.3	19	1	1286	-	-	
495997	83.9	19	3	1955	1534	1969	
45716	85.5	19	3	1624	1587	1386	
191235	57.3	19	1	1105	-	-	
334080	94.4	19	3	1901	1992	1495	
481017	53.3	19	1	2000	-	-	
27921	99	19	3	1379	1789	1592	
172578	69.1	19	2	1922	1830	-	
318204	60.7	19	1	1839	-	-	
463599	64.3	19	1	1423	-	-	
10138	96.6	19	3	1680	1440	1702	
154700	90	19	3	1798	1009	1196	
298982	86.6	19	3	1413	1524	1596	
445818	62.1	19	1	1287	-	-	
589319	82.1	19	2	1159	1856	-	
137185	71.5	19	2	1621	1119	-	
281563	78.3	19	2	1888	1860	-	
427881	50.1	19	1	1359	-	-	
572624	58.3	19	1	1825	-	-	



Statistical Performance Check Result							
Radar Test Signal (#)		5		Trail #		29	
Burst of Number	15	Burst Period(s)	0.8	Waveform Length(s)	12	Frequency	$F_H - (0.4 * \text{Chirp width})$
Burst Offset (us)	Pulse Width (us)	Chirp Width (MHz)	Number of Pulses per Burst	PRI-1 (us)	PRI-2 (us)	PRI-3 (us)	
159228	71	14	2	1700	1429	-	
352518	76	14	2	1895	1181	-	
544323	88.6	14	3	1364	1961	1903	
737838	85	14	3	1757	1281	1372	
135567	75.8	14	2	1099	1174	-	
328212	87.2	14	3	1285	1014	1984	
522698	51.1	14	1	1994	-	-	
715290	71.3	14	2	1525	1528	-	
111884	52.4	14	1	1210	-	-	
305327	64.8	14	1	1966	-	-	
497761	79.9	14	2	1938	1811	-	
691696	73.2	14	2	1661	1143	-	
87610	86.1	14	3	1993	1282	1665	
281813	60.2	14	1	1041	-	-	
474637	81.1	14	2	1617	1017	-	



Statistical Performance Check Result							
Radar Test Signal (#)		5		Trail #		30	
Burst of Number	14	Burst Period(s)	0.8571429	Waveform Length(s)	12	Frequency	$F_{H+(0.4*Chirp\ width)}$
Burst Offset (us)	Pulse Width (us)	Chirp Width (MHz)	Number of Pulses per Burst	PRI-1 (us)	PRI-2 (us)	PRI-3 (us)	
713761	99.1	13	3	1466	1853	1864	
68606	76.6	13	2	1948	1018	-	
276396	59.6	13	1	1030	-	-	
482744	71.4	13	2	1513	1793	-	
691089	56.4	13	1	1743	-	-	
43150	64.2	13	1	1752	-	-	
250293	76.4	13	2	1251	1579	-	
457068	80.8	13	2	1838	1782	-	
665070	74.2	13	2	1093	1247	-	
17534	96.8	13	3	1855	1771	1135	
224742	70.1	13	2	1658	1283	-	
430908	92.7	13	3	1618	1514	1795	
638128	84.8	13	3	1430	1279	1509	
847663	50.7	13	1	1519	-	-	



Type 6 Radar Statistical Performance

Trial #	Test Freq. (MHz)	Pulses / Hop	Pulse Width (us)	PRI (us)	1=Detection 0=No Detection
1	5310	9	1	333	1
2	5310	9	1	333	1
3	5310	9	1	333	1
4	5310	9	1	333	1
5	5310	9	1	333	1
6	5310	9	1	333	1
7	5310	9	1	333	1
8	5310	9	1	333	1
9	5310	9	1	333	1
10	5310	9	1	333	1
11	5310	9	1	333	1
12	5310	9	1	333	0
13	5310	9	1	333	1
14	5310	9	1	333	1
15	5310	9	1	333	1
16	5310	9	1	333	1
17	5310	9	1	333	1
18	5310	9	1	333	1
19	5310	9	1	333	1
20	5310	9	1	333	1
21	5310	9	1	333	1
22	5310	9	1	333	0
23	5310	9	1	333	1
24	5310	9	1	333	1
25	5310	9	1	333	1
26	5310	9	1	333	1
27	5310	9	1	333	1
28	5310	9	1	333	1
29	5310	9	1	333	1
30	5310	9	1	333	1
Detection Percentage (%)					93.333
Limit					70%
Test Result					Complied



Modulation Mode: 802.11ax (HEW80)

Type 1 Radar Statistical Performance

Trial #	Test Freq. (MHz)	Pulse Repetition Frequency Number	Pulse Repetition Frequency (Pulse Per Second)	PRI (us)	1=Detection 0=No Detection
1	5282	1	1930.5	518	1
2	5254	23	326.2	3066	1
3	5278	19	1139.0	878	1
4	5314	12	1355.0	738	1
5	5287	4	1730.1	578	1
6	5260	8	1519.8	658	1
7	5322	15	1253.1	798	1
8	5255	6	1618.1	618	1
9	5294	14	1285.3	778	1
10	5327	3	1792.1	558	1
11	5319	13	1319.3	758	0
12	5256	9	1474.9	678	1
13	5271	7	1567.4	638	1
14	5271	17	1193.3	838	1
15	5312	10	1432.7	698	1
16	5325	-	1692.0	591	1
17	5310	-	328.1	3048	1
18	5307	-	373.4	2678	1
19	5293	-	574.4	1741	1
20	5307	-	1216.5	822	1
21	5252	-	801.3	1248	1
22	5263	-	488.5	2047	1
23	5272	-	956.0	1046	1
24	5286	-	517.6	1932	1
25	5272	-	1422.5	703	1
26	5269	-	542.0	1845	1
27	5303	-	741.3	1349	1
28	5304	-	881.8	1134	1
29	5294	-	427.4	2340	1
30	5277	-	628.9	1590	1
Detection Percentage (%)					96.667
Limit					60%
Test Result					Complied



Type 2 Radar Statistical Performance

Trial #	Test Freq. (MHz)	Pulse Width (us)	PRI (us)	Pulses / Burst	1=Detection 0=No Detection
1	5252	2.6	221	23	1
2	5261	4.6	198	27	1
3	5315	1.1	184	29	1
4	5329	4.8	203	24	1
5	5318	2.4	162	25	1
6	5269	3.4	204	28	1
7	5282	2.3	170	27	1
8	5297	3.5	184	23	1
9	5318	4.9	150	27	1
10	5275	4.6	211	29	1
11	5308	2.9	158	23	1
12	5271	2.6	226	27	1
13	5255	1.6	204	26	1
14	5287	3.9	181	25	1
15	5318	4.6	202	24	1
16	5277	4.1	194	27	1
17	5261	2.3	193	28	1
18	5261	3.9	173	29	0
19	5267	4.3	188	23	1
20	5305	1.5	215	26	1
21	5326	4.9	227	27	1
22	5273	1.1	199	23	0
23	5297	4.5	155	29	1
24	5294	4.0	190	27	1
25	5324	2.4	151	23	1
26	5301	2.5	180	28	1
27	5302	2.5	228	23	1
28	5301	2.5	203	25	1
29	5317	1.5	188	25	1
30	5256	1.9	217	24	1
Detection Percentage (%)					93.333
Limit					60%
Test Result					Complied



Type 3 Radar Statistical Performance

Trial #	Test Freq. (MHz)	Pulse Width (us)	PRI (us)	Pulses / Burst	1=Detection 0=No Detection
1	5329	8.0	205	16	1
2	5322	6.7	382	18	1
3	5275	8.6	418	16	1
4	5261	9.4	351	17	1
5	5327	7.4	383	18	1
6	5294	9.8	232	16	1
7	5274	9.1	377	17	1
8	5271	9.6	457	16	1
9	5271	8.0	471	18	1
10	5289	9.0	304	18	1
11	5279	8.0	316	17	1
12	5259	9.8	325	16	1
13	5279	8.0	409	17	1
14	5321	9.9	200	17	0
15	5263	8.8	458	16	1
16	5312	8.0	232	18	1
17	5273	8.3	250	16	1
18	5287	8.7	270	16	1
19	5289	7.7	350	17	1
20	5327	7.1	230	16	1
21	5292	7.3	416	18	1
22	5270	7.6	498	18	1
23	5255	7.3	286	17	1
24	5305	7.3	287	16	1
25	5281	7.5	462	17	1
26	5325	6.2	300	17	1
27	5284	6.4	323	18	1
28	5301	7.1	420	16	1
29	5326	7.2	395	18	1
30	5311	8.4	377	16	1
Detection Percentage (%)					96.667
Limit					60%
Test Result					Complied



Type 4 Radar Statistical Performance

Trial #	Test Freq. (MHz)	Pulse Width (us)	PRI (us)	Pulses / Burst	1=Detection 0=No Detection
1	5303	18.0	242	15	1
2	5312	19.9	279	12	1
3	5280	12.9	487	14	1
4	5313	15.0	452	13	1
5	5259	16.3	230	12	0
6	5299	19.8	238	13	1
7	5276	18.2	420	16	1
8	5311	16.3	452	15	1
9	5266	14.2	495	12	1
10	5293	17.8	228	16	1
11	5280	19.1	211	16	1
12	5299	18.4	283	15	1
13	5274	11.8	411	12	1
14	5310	14.2	284	13	1
15	5312	13.9	202	12	1
16	5308	17.8	340	14	1
17	5293	15.6	290	16	1
18	5301	14.6	250	16	1
19	5318	14.4	484	15	0
20	5252	18.9	387	13	1
21	5264	11.1	348	15	1
22	5272	13.8	291	16	1
23	5303	14.3	295	12	1
24	5252	12.5	300	12	1
25	5309	12.5	322	14	1
26	5284	12.5	383	13	1
27	5286	15.7	322	16	1
28	5287	19.8	469	13	1
29	5317	18.6	406	15	1
30	5256	15.9	238	14	1
Detection Percentage (%)					93.333
Limit					60%
Test Result					Complied



Total Type 1~4 Radar Statistical Performance

Radar Type #	Detection Percentage (%)
1	96.667
2	93.333
3	96.667
4	93.333
Aggregate (Radar Types 1-4)	95.000
Limit	80%
Test Result	Complied



Type 5 Radar Statistical Performance

Center Freq. (MHz)	Low Edge (MHz)	High Edge (MHz)	VSG Freq. (MHz)	Detection
Trial	Chirp	Offset		
1	11	0	5290.00	1
2	5	0	5290.00	1
3	20	0	5290.00	1
4	13	0	5290.00	1
5	11	0	5290.00	0
6	16	0	5290.00	1
7	11	0	5290.00	1
8	20	0	5290.00	1
9	9	0	5290.00	1
10	15	0	5290.00	1
11	20	30.90	5259.10	0
12	6	36.50	5253.50	1
13	13	33.70	5256.30	1
14	10	34.90	5255.10	1
15	16	32.50	5257.50	1
16	11	34.50	5255.50	1
17	7	36.10	5253.90	1
18	15	32.90	5257.10	1
19	7	36.10	5253.90	1
20	20	30.90	5259.10	0
21	6	36.40	5326.40	1
22	11	34.40	5324.40	1
23	16	32.40	5322.40	1
24	6	36.40	5326.40	1
25	9	35.20	5325.20	1
26	10	34.80	5324.80	1
27	18	31.60	5321.60	1
28	19	31.20	5321.20	1
29	14	33.20	5323.20	1
30	13	33.60	5323.60	1
Total				27
Detection Percentage (%)				90%
Limit				80%
Test Result				Complied



Data Sheet for Radar Type 5

Statistical Performance Check Result								
Radar Test Signal (#)		5			Trail #		1	
Burst of Number	13	Burst Period(s)	0.9230769	Waveform Length(s)	12		Frequency	Center
Burst Offset (us)	Pulse Width (us)	Chirp Width (MHz)	Number of Pulses per Burst	PRI-1 (us)	PRI-2 (us)	PRI-3 (us)		
591291	70	11	2	1208	1481	-		
815216	51.8	11	1	1896	-	-		
117197	97.9	11	3	1255	1463	1169		
340497	75.4	11	2	1776	1116	-		
563700	70.6	11	2	1361	1483	-		
786312	85.5	11	3	1168	1155	1192		
89901	70.6	11	2	1078	1126	-		
312423	97.5	11	3	1237	1833	1540		
536877	64.5	11	1	1698	-	-		
759212	81.4	11	2	1575	1490	-		
62185	99.2	11	3	1350	1982	1902		
285880	54.7	11	1	1722	-	-		
508479	75.7	11	2	1594	1682	-		

Statistical Performance Check Result								
Radar Test Signal (#)		5			Trail #		2	
Burst of Number	8	Burst Period(s)	1.5	Waveform Length(s)	12		Frequency	Center
Burst Offset (us)	Pulse Width (us)	Chirp Width (MHz)	Number of Pulses per Burst	PRI-1 (us)	PRI-2 (us)	PRI-3 (us)		
1190042	68.2	5	2	1790	1952	-		
56652	84.7	5	3	1714	1515	1061		
419783	69.6	5	2	1458	1500	-		
783608	56.5	5	1	1533	-	-		
1144211	84.2	5	3	1322	1988	1910		
11992	56.5	5	1	1411	-	-		
374471	97.5	5	3	1353	1981	1974		
738925	54.4	5	1	1365	-	-		



Statistical Performance Check Result							
Radar Test Signal (#)		5		Trail #		3	
Burst of Number	20	Burst Period(s)	0.6	Waveform Length(s)	12	Frequency	Center
Burst Offset (us)	Pulse Width (us)	Chirp Width (MHz)	Number of Pulses per Burst	PRI-1 (us)	PRI-2 (us)	PRI-3 (us)	
439705	70	20	2	1001	1246	-	
583092	84.7	20	3	1198	1120	1552	
132117	55.3	20	1	1264	-	-	
277048	64.5	20	1	1871	-	-	
421122	68.6	20	2	1381	1894	-	
564997	93.7	20	3	1306	1111	1754	
113465	96.8	20	3	1996	1535	1742	
258948	78.3	20	2	1239	1166	-	
403936	76.7	20	2	1221	1107	-	
545928	86.2	20	3	1947	1800	1806	
96115	72.3	20	2	1504	1176	-	
241508	64.6	20	1	1382	-	-	
384855	95.4	20	3	1598	1117	1511	
528969	85.4	20	3	1631	1870	1152	
78179	73.2	20	2	1729	1649	-	
223000	77.7	20	2	1815	1238	-	
368464	65.7	20	1	1941	-	-	
510325	90.2	20	3	1899	1935	1819	
60248	98.9	20	3	1194	1675	1570	
205316	79.6	20	2	1245	1375	-	



Statistical Performance Check Result									
Radar Test Signal (#)		5			Trail #		4		
Burst of Number	14		Burst Period(s)	0.8571429		Waveform Length(s)	12		
Frequency		Center		PRI-1 (us)		PRI-2 (us)		PRI-3 (us)	
Burst Offset (us)	Pulse Width (us)	Chirp Width (MHz)	Number of Pulses per Burst	PRI-1 (us)		PRI-2 (us)		PRI-3 (us)	
501575	51	13	1	1542		-		-	
707132	98.7	13	3	1613		1219		1066	
60818	91.5	13	3	1072		1397		1549	
267493	87	13	3	1253		1748		1762	
475767	66.3	13	1	1987		-		-	
680475	86.6	13	3	1785		1777		1797	
35313	95.2	13	3	1482		1137		1844	
242662	73.5	13	2	1059		1475		-	
449288	98	13	3	1180		1480		1096	
657034	74.6	13	2	1324		1427		-	
9842	92.4	13	3	1133		1753		1378	
217141	82	13	2	1236		1259		-	
422905	87.8	13	3	1803		1842		1900	
631115	72.9	13	2	1559		1726		-	



Statistical Performance Check Result									
Radar Test Signal (#)		5			Trail #		5		
Burst of Number	13		Burst Period(s)	0.9230769		Waveform Length(s)	12		
Frequency		Center		PRI-1 (us)		PRI-2 (us)		PRI-3 (us)	
Burst Offset (us)	Pulse Width (us)	Chirp Width (MHz)	Number of Pulses per Burst	PRI-1 (us)		PRI-2 (us)		PRI-3 (us)	
902081	100	11	3	1258		1396		1493	
206352	67.1	11	2	1492		1179		-	
429145	92.5	11	3	1410		1150		1042	
653709	60.9	11	1	1399		-		-	
877441	52	11	1	1193		-		-	
178469	91.8	11	3	1686		1403		1569	
402251	73.8	11	2	1067		1218		-	
625039	69.2	11	2	1841		1229		-	
847087	87.9	11	3	1073		1416		1755	
151064	95.2	11	3	1197		1512		1756	
374324	76.8	11	2	1437		1879		-	
596338	90.1	11	3	1352		1925		1666	
820999	80.4	11	2	1586		1132		-	



Statistical Performance Check Result									
Radar Test Signal (#)		5			Trail #		6		
Burst of Number	17	Burst Period(s)	0.7058824	Waveform Length(s)	12	Frequency		Center	
Burst Offset (us)	Pulse Width (us)	Chirp Width (MHz)	Number of Pulses per Burst	PRI-1 (us)	PRI-2 (us)	PRI-3 (us)			
94587	82.8	16	2	1332	1689	-			
265527	61.5	16	1	1764	-	-			
435227	91.9	16	3	1301	1024	1167			
605381	90.8	16	3	1277	1091	1354			
73476	94	16	3	1185	1805	1109			
244588	57.6	16	1	1487	-	-			
414781	67.8	16	2	1026	1554	-			
586578	53.4	16	1	1110	-	-			
52576	71.4	16	2	1583	1653	-			
222476	93.3	16	3	1791	1766	1296			
393218	68.4	16	2	1678	1890	-			
562777	98.2	16	3	1510	1605	1418			
31603	82	16	2	1300	1523	-			
201756	98.6	16	3	1020	1070	1990			
372162	73.3	16	2	1999	1709	-			
542921	80.3	16	2	1205	1908	-			
10620	52	16	1	1445	-	-			



Statistical Performance Check Result							
Radar Test Signal (#)		5		Trail #		7	
Burst of Number	13	Burst Period(s)	0.9230769	Waveform Length(s)	12	Frequency	Center
Burst Offset (us)	Pulse Width (us)	Chirp Width (MHz)	Number of Pulses per Burst	PRI-1 (us)	PRI-2 (us)	PRI-3 (us)	
236763	93.9	11	3	1325	1401	1265	
458923	90.3	11	3	1962	1647	1876	
683506	76.8	11	2	1499	1242	-	
906848	72.4	11	2	1595	1013	-	
209338	85.5	11	3	1048	1368	1438	
433316	56	11	1	1646	-	-	
654365	85.2	11	3	1784	1878	1389	
880256	54.8	11	1	1659	-	-	
181618	88.1	11	3	1927	1928	1307	
405781	57.1	11	1	1664	-	-	
629680	55.8	11	1	1039	-	-	
852332	81.8	11	2	1050	1038	-	
154801	60.7	11	1	1557	-	-	



Statistical Performance Check Result							
Radar Test Signal (#)		5		Trail #		8	
Burst of Number	20	Burst Period(s)	0.6	Waveform Length(s)	12	Frequency	Center
Burst Offset (us)	Pulse Width (us)	Chirp Width (MHz)	Number of Pulses per Burst	PRI-1 (us)	PRI-2 (us)	PRI-3 (us)	
244340	96.4	20	3	1226	1572	2000	
390950	60.1	20	1	1346	-	-	
534907	76.3	20	2	1441	1284	-	
82690	56.2	20	1	1273	-	-	
227993	62.4	20	1	1031	-	-	
372695	62	20	1	1940	-	-	
517788	56	20	1	1889	-	-	
64471	83.9	20	3	1106	1311	1930	
209097	98.4	20	3	1260	1022	1606	
354143	74.3	20	2	1178	1917	-	
499561	70	20	2	1069	1249	-	
46749	69.5	20	2	1773	1652	-	
191589	78.6	20	2	1347	1603	-	
336486	73.9	20	2	1177	1608	-	
481767	74.1	20	2	1153	1089	-	
28998	62.7	20	1	1944	-	-	
173769	70.1	20	2	1224	1672	-	
317895	93.3	20	3	1217	1015	1957	
464152	50.5	20	1	1929	-	-	
11067	89	20	3	1945	1615	1847	



Statistical Performance Check Result									
Radar Test Signal (#)		5			Trail #		9		
Burst of Number	11		Burst Period(s)	1.0909091		Waveform Length(s)	12		
Frequency		Center		PRI-1 (us)		PRI-2 (us)		PRI-3 (us)	
Burst Offset (us)	Pulse Width (us)	Chirp Width (MHz)	Number of Pulses per Burst	PRI-1 (us)		PRI-2 (us)		PRI-3 (us)	
283763	85.8	9	3	1451		1023		1821	
548478	51.3	9	1	1960		-		-	
809743	86.6	9	3	1998		1989		1778	
1077369	63.2	9	1	1270		-		-	
251895	57.9	9	1	1730		-		-	
514624	97.4	9	3	1488		1953		1309	
780737	55.4	9	1	1002		-		-	
1044449	56.6	9	1	1654		-		-	
218719	86	9	3	1683		1425		1787	
483655	55.9	9	1	1417		-		-	
747738	50.5	9	1	1641		-		-	



Statistical Performance Check Result									
Radar Test Signal (#)		5			Trail #		10		
Burst of Number	9		Burst Period(s)	0.75		Waveform Length(s)	12		
Frequency		Center		PRI-1 (us)		PRI-2 (us)		PRI-3 (us)	
Burst Offset (us)	Pulse Width (us)	Chirp Width (MHz)	Number of Pulses per Burst	PRI-1 (us)		PRI-2 (us)		PRI-3 (us)	
695151	61.9	15	1	1713		-		-	
128132	71.6	15	2	1320		1648		-	
309769	60.6	15	1	1862		-		-	
489296	97	15	3	1244		1669		1873	
672580	58.2	15	1	1954		-		-	
105804	71.9	15	2	1694		1351		-	
286805	75.7	15	2	1869		1591		-	
467329	86.1	15	3	1161		1266		1887	
650589	61.2	15	1	1544		-		-	
83455	74.3	15	2	1934		1415		-	
264701	68.2	15	2	1422		1478		-	
444952	95.5	15	3	1657		1214		1610	
628454	65.9	15	1	1276		-		-	
61315	56.8	15	1	1335		-		-	
242712	52.9	15	1	1881		-		-	
424295	56.8	15	1	1634		-		-	



Statistical Performance Check Result							
Radar Test Signal (#)		5		Trail #		11	
Burst of Number	20	Burst Period(s)	0.6	Waveform Length(s)	12	Frequency	$F_L + (0.4 * \text{Chirp width})$
Burst Offset (us)	Pulse Width (us)	Chirp Width (MHz)	Number of Pulses per Burst	PRI-1 (us)	PRI-2 (us)	PRI-3 (us)	
483494	82.2	20	2	1691	1029	-	
31130	61.1	20	1	1623	-	-	
175309	92.1	20	3	1303	1697	1836	
320742	68	20	2	1362	1450	-	
466659	63.9	20	1	1426	-	-	
13250	55.3	20	1	1823	-	-	
157701	92.9	20	3	1232	1191	1763	
302865	75	20	2	1571	1312	-	
446764	95	20	3	1254	1650	1207	
591996	73.6	20	2	1550	1846	-	
140621	63	20	1	1121	-	-	
283899	98.4	20	3	1343	1977	1926	
430680	65.1	20	1	1725	-	-	
575746	56.5	20	1	1761	-	-	
122072	99.4	20	3	1241	1118	1973	
266724	98	20	3	1588	1304	1028	
410761	92.5	20	3	1484	1733	1473	
556827	73.8	20	2	1574	1310	-	
104794	58	20	1	1380	-	-	
248823	97.9	20	3	1443	1326	1376	



Statistical Performance Check Result								
Radar Test Signal (#)		5			Trail #		12	
Burst of Number	9	Burst Period(s)	1.3333333	Waveform Length(s)	12	Frequency	$F_L + (0.4 * \text{Chirp width})$	
Burst Offset (us)	Pulse Width (us)	Chirp Width (MHz)	Number of Pulses per Burst	PRI-1 (us)	PRI-2 (us)	PRI-3 (us)		
878323	68	6	2	1562	1223	-		
1201036	77	6	2	1576	1195	-		
193430	65.9	6	1	1019	-	-		
515373	90.9	6	3	1728	1142	1206		
837168	94.4	6	3	1333	1997	1685		
1162414	57.1	6	1	1479	-	-		
153280	89.3	6	3	1447	1536	1062		
476708	64.6	6	1	1156	-	-		
798519	67.6	6	2	1975	1319	-		



Statistical Performance Check Result							
Radar Test Signal (#)		5		Trail #		13	
Burst of Number	14	Burst Period(s)	0.8571429	Waveform Length(s)	12	Frequency	$F_L + (0.4 * \text{Chirp width})$
Burst Offset (us)	Pulse Width (us)	Chirp Width (MHz)	Number of Pulses per Burst	PRI-1 (us)	PRI-2 (us)	PRI-3 (us)	
721573	55.9	13	1	1087	-	-	
72983	70.6	13	2	1516	1373	-	
280517	56.4	13	1	1822	-	-	
488047	54.9	13	1	1667	-	-	
692783	90.5	13	3	1636	1670	1736	
47463	73.3	13	2	1462	1435	-	
253983	95.6	13	3	1681	1897	1538	
460713	94	13	3	1555	1620	1780	
667923	87.9	13	3	1140	1812	1329	
21923	86.7	13	3	1095	1456	1097	
229477	56.6	13	1	1581	-	-	
436459	78.8	13	2	1308	1289	-	
642305	85.7	13	3	1299	1852	1315	
852309	51.9	13	1	1250	-	-	



Statistical Performance Check Result							
Radar Test Signal (#)		5		Trail #		14	
Burst of Number	12	Burst Period(s)	1	Waveform Length(s)	12	Frequency	$F_L + (0.4 * \text{Chirp width})$
Burst Offset (us)	Pulse Width (us)	Chirp Width (MHz)	Number of Pulses per Burst	PRI-1 (us)	PRI-2 (us)	PRI-3 (us)	
237287	84.6	10	3	1314	1508	1611	
480167	58.8	10	1	1472	-	-	
721239	77.4	10	2	1092	1904	-	
963224	71	10	2	1139	1671	-	
208121	54.6	10	1	1673	-	-	
449554	74.9	10	2	1469	1738	-	
691801	70.3	10	2	1233	1263	-	
934484	52.9	10	1	1687	-	-	
177771	92.1	10	3	1433	1826	1355	
419126	98.9	10	3	1915	1407	1428	
662911	55.1	10	1	1125	-	-	
902272	88.9	10	3	1635	1045	1643	



Statistical Performance Check Result							
Radar Test Signal (#)		5		Trail #		15	
Burst of Number	17	Burst Period(s)	0.7058824	Waveform Length(s)	12	Frequency	$F_L + (0.4 * \text{Chirp width})$
Burst Offset (us)	Pulse Width (us)	Chirp Width (MHz)	Number of Pulses per Burst	PRI-1 (us)	PRI-2 (us)	PRI-3 (us)	
104782	55.1	16	1	1331	-	-	
274485	95.2	16	3	1288	1262	1779	
446644	51.1	16	1	1157	-	-	
615134	73.6	16	2	1965	1963	-	
83697	56.7	16	1	1637	-	-	
254526	66	16	1	1563	-	-	
424104	78.2	16	2	1872	1746	-	
596368	57.3	16	1	1323	-	-	
62396	89.1	16	3	1882	1328	1370	
233528	53	16	1	1432	-	-	
404155	56.6	16	1	1824	-	-	
572746	93.4	16	3	1699	1269	1507	
41534	74.7	16	2	1498	1593	-	
211866	83.3	16	2	1585	1892	-	
383319	53.8	16	1	1460	-	-	
553954	53.9	16	1	1727	-	-	
20589	54.5	16	1	1356	-	-	



Statistical Performance Check Result								
Radar Test Signal (#)		5			Trail #		16	
Burst of Number	13	Burst Period(s)	0.9230769	Waveform Length(s)	12	Frequency	F _L +(0.4*Chirp width)	
Burst Offset (us)	Pulse Width (us)	Chirp Width (MHz)	Number of Pulses per Burst	PRI-1 (us)	PRI-2 (us)	PRI-3 (us)		
249549	87.2	11	3	1529	1868	1392		
473814	51.3	11	1	1772	-	-		
696747	69.1	11	2	1145	1305	-		
919852	82.3	11	2	1614	1012	-		
222458	75	11	2	1477	1898	-		
445510	81.4	11	2	1625	1760	-		
669234	82	11	2	1290	1173	-		
891674	66.9	11	2	1526	1801	-		
194770	86.2	11	3	1172	1980	1227		
417571	84.6	11	3	1932	1394	1079		
640275	89.8	11	3	1601	1071	1880		
862582	97.4	11	3	1985	1745	1316		
167886	52.9	11	1	1294	-	-		

Statistical Performance Check Result								
Radar Test Signal (#)		5			Trail #		17	
Burst of Number	9	Burst Period(s)	1.3333333	Waveform Length(s)	12	Frequency	F _L +(0.4*Chirp width)	
Burst Offset (us)	Pulse Width (us)	Chirp Width (MHz)	Number of Pulses per Burst	PRI-1 (us)	PRI-2 (us)	PRI-3 (us)		
564844	78.5	7	2	1406	1829	-		
888379	57.6	7	1	1820	-	-		
1208797	99.8	7	3	1248	1692	1645		
202812	51.5	7	1	1298	-	-		
525477	68.1	7	2	1088	1213	-		
848768	50.3	7	1	1558	-	-		
1169382	92.8	7	3	1580	1573	1114		
162951	64.2	7	1	1854	-	-		
485678	79.9	7	2	1011	1387	-		



Statistical Performance Check Result							
Radar Test Signal (#)		5		Trail #		18	
Burst of Number	16	Burst Period(s)	0.75	Waveform Length(s)	12	Frequency	$F_L + (0.4 * \text{Chirp width})$
Burst Offset (us)	Pulse Width (us)	Chirp Width (MHz)	Number of Pulses per Burst	PRI-1 (us)	PRI-2 (us)	PRI-3 (us)	
452762	90.6	15	3	1885	1390	1371	
636546	50.5	15	1	1103	-	-	
69136	78.3	15	2	1485	1175	-	
250688	62.9	15	1	1768	-	-	
431876	81.6	15	2	1211	1044	-	
613696	52.2	15	1	1684	-	-	
46710	84	15	3	1704	1338	1209	
227355	96.3	15	3	1920	1674	1384	
409287	71.3	15	2	1292	1421	-	
590397	71.1	15	2	1818	1060	-	
24536	66.3	15	1	1055	-	-	
205244	98.5	15	3	1712	1448	1291	
387827	54.9	15	1	1043	-	-	
566988	97.5	15	3	1749	1158	1404	
2150	86.1	15	3	1607	1867	1436	
183641	56.5	15	1	1721	-	-	



Statistical Performance Check Result								
Radar Test Signal (#)		5			Trail #		19	
Burst of Number	9		Burst Period(s)	1.3333333		Waveform Length(s)	12	
Frequency		F _L +(0.4*Chirp width)						
Burst Offset (us)	Pulse Width (us)	Chirp Width (MHz)	Number of Pulses per Burst	PRI-1 (us)	PRI-2 (us)	PRI-3 (us)		
649004	80.2	7	2	1476	1792	-		
972632	63.8	7	1	1837	-	-		
1294265	69.1	7	2	1455	1715	-		
287125	56.7	7	1	1234	-	-		
609502	70.5	7	2	1127	1633	-		
931751	81.5	7	2	1629	1783	-		
1253215	88.5	7	3	1147	1810	1604		
247305	60	7	1	1363	-	-		
568977	86.1	7	3	1212	1662	1696		



Statistical Performance Check Result							
Radar Test Signal (#)		5		Trail #		20	
Burst of Number	20	Burst Period(s)	0.6	Waveform Length(s)	12	Frequency	$F_L + (0.4 * \text{Chirp width})$
Burst Offset (us)	Pulse Width (us)	Chirp Width (MHz)	Number of Pulses per Burst	PRI-1 (us)	PRI-2 (us)	PRI-3 (us)	
400523	74.5	20	2	1775	1082	-	
544232	99.1	20	3	1564	1074	1442	
92772	93.7	20	3	1995	1235	1293	
238062	73.1	20	2	1006	1337	-	
383830	65.2	20	1	1068	-	-	
529131	53.4	20	1	1021	-	-	
75357	61.2	20	1	1553	-	-	
219129	90.3	20	3	1807	1912	1551	
365634	57.2	20	1	1565	-	-	
510479	60.8	20	1	1909	-	-	
57360	68.5	20	2	1626	1163	-	
202693	54	20	1	1340	-	-	
347847	62.1	20	1	1408	-	-	
490344	99.8	20	3	1556	1877	1230	
39483	79.7	20	2	1701	1622	-	
184461	82.9	20	2	1302	1164	-	
328025	89.9	20	3	1520	1638	1769	
475199	63.2	20	1	1336	-	-	
21678	68.6	20	2	1502	1256	-	
166512	81	20	2	1398	1420	-	



Statistical Performance Check Result								
Radar Test Signal (#)		5			Trail #		21	
Burst of Number	9	Burst Period(s)	1.3333333	Waveform Length(s)	12	Frequency	$F_H \cdot (0.4 \cdot \text{Chirp width})$	
Burst Offset (us)	Pulse Width (us)	Chirp Width (MHz)	Number of Pulses per Burst	PRI-1 (us)	PRI-2 (us)	PRI-3 (us)		
694608	54.5	6	1	1034	-	-		
1016456	73.6	6	2	1590	1115	-		
8551	60.1	6	1	1933	-	-		
331564	63.7	6	1	1505	-	-		
653496	95.1	6	3	1405	1075	1220		
975332	88	6	3	1628	1744	1202		
1297079	86.6	6	3	1271	1914	1921		
291425	73.6	6	2	1188	1924	-		
614597	57.5	6	1	1916	-	-		

Statistical Performance Check Result								
Radar Test Signal (#)		5			Trail #		22	
Burst of Number	13	Burst Period(s)	0.9230769	Waveform Length(s)	12	Frequency	$F_H \cdot (0.4 \cdot \text{Chirp width})$	
Burst Offset (us)	Pulse Width (us)	Chirp Width (MHz)	Number of Pulses per Burst	PRI-1 (us)	PRI-2 (us)	PRI-3 (us)		
648947	59.4	11	1	1464	-	-		
872834	59.1	11	1	1077	-	-		
174442	62	11	1	1104	-	-		
397033	68.2	11	2	1747	1711	-		
619847	76.8	11	2	1972	1816	-		
844713	57	11	1	1706	-	-		
146857	53.2	11	1	1367	-	-		
369203	90.4	11	3	1731	1446	1170		
592949	73.2	11	2	1201	1710	-		
817479	56.1	11	1	1377	-	-		
119201	67.7	11	2	1130	1171	-		
342999	55.1	11	1	1007	-	-		
566579	58.1	11	1	1090	-	-		



Statistical Performance Check Result							
Radar Test Signal (#)		5		Trail #		23	
Burst of Number	17	Burst Period(s)	0.7058824	Waveform Length(s)	12	Frequency	$F_H - (0.4 \times \text{Chirp width})$
Burst Offset (us)	Pulse Width (us)	Chirp Width (MHz)	Number of Pulses per Burst	PRI-1 (us)	PRI-2 (us)	PRI-3 (us)	
601322	97.7	16	3	1345	1186	1735	
69798	86.6	16	3	1578	1884	1521	
240236	67.6	16	2	1861	1813	-	
411573	52.4	16	1	1913	-	-	
581299	68	16	2	1719	1414	-	
49079	64	16	1	1828	-	-	
218917	89.4	16	3	1765	1548	1453	
389991	73.8	16	2	1690	1216	-	
560724	80.6	16	2	1327	1280	-	
27969	68.2	16	2	1893	1857	-	
198477	69.9	16	2	1474	1501	-	
368635	79	16	2	1619	1964	-	
539754	81.5	16	2	1395	1160	-	
7017	50.9	16	1	1366	-	-	
177018	88.9	16	3	1080	1978	1740	
347849	80	16	2	1339	1850	-	
518155	78.1	16	2	1503	1848	-	



Statistical Performance Check Result								
Radar Test Signal (#)		5			Trail #		24	
Burst of Number	9	Burst Period(s)	1.3333333	Waveform Length(s)	12	Frequency	$F_H \cdot (0.4 \cdot \text{Chirp width})$	
Burst Offset (us)	Pulse Width (us)	Chirp Width (MHz)	Number of Pulses per Burst	PRI-1 (us)	PRI-2 (us)	PRI-3 (us)		
1303061	77.3	6	2	1858	1937	-		
296120	66.9	6	2	1452	1703	-		
618053	87.6	6	3	1461	1679	1471		
941705	82.8	6	2	1058	1582	-		
1262467	97.9	6	3	1561	1786	1369		
256754	51.6	6	1	1225	-	-		
579778	56.4	6	1	1349	-	-		
900681	85.8	6	3	1708	1025	1781		
1223080	85.3	6	3	1357	1971	1057		

Statistical Performance Check Result								
Radar Test Signal (#)		5			Trail #		25	
Burst of Number	11	Burst Period(s)	1.0909091	Waveform Length(s)	12	Frequency	$F_H \cdot (0.4 \cdot \text{Chirp width})$	
Burst Offset (us)	Pulse Width (us)	Chirp Width (MHz)	Number of Pulses per Burst	PRI-1 (us)	PRI-2 (us)	PRI-3 (us)		
177128	92.7	9	3	1040	1064	1252		
441120	76.5	9	2	1567	1231	-		
703834	92.6	9	3	1739	1434	1457		
968288	66.7	9	2	1774	1737	-		
144880	57.1	9	1	1532	-	-		
408948	50.9	9	1	1907	-	-		
672738	75.9	9	2	1054	1383	-		
935219	96.5	9	3	1802	1341	1046		
112148	75.9	9	2	1951	1400	-		
376130	73.5	9	2	1053	1677	-		
638910	96.2	9	3	1531	1865	1268		



Statistical Performance Check Result							
Radar Test Signal (#)		5		Trail #		26	
Burst of Number	12	Burst Period(s)	1	Waveform Length(s)	12	Frequency	$F_H - (0.4 \times \text{Chirp width})$
Burst Offset (us)	Pulse Width (us)	Chirp Width (MHz)	Number of Pulses per Burst	PRI-1 (us)	PRI-2 (us)	PRI-3 (us)	
826712	92.6	10	3	1834	1000	1983	
72998	69.9	10	2	1849	1518	-	
314688	72.5	10	2	1489	1958	-	
555527	84.2	10	3	1831	1182	1967	
797115	83.8	10	3	1843	1348	1459	
43224	78.8	10	2	1412	1979	-	
284734	91	10	3	1295	1086	1705	
526386	92.2	10	3	1003	1723	1148	
767431	89.3	10	3	1660	1724	1200	
13435	95.4	10	3	1439	1190	1942	
255680	56.1	10	1	1358	-	-	
497683	64.3	10	1	1759	-	-	



Statistical Performance Check Result							
Radar Test Signal (#)		5		Trail #		27	
Burst of Number	19	Burst Period(s)	0.6315789	Waveform Length(s)	12	Frequency	$F_H - (0.4 \times \text{Chirp width})$
Burst Offset (us)	Pulse Width (us)	Chirp Width (MHz)	Number of Pulses per Burst	PRI-1 (us)	PRI-2 (us)	PRI-3 (us)	
466662	60.4	18	1	1883	-	-	
616742	95.2	18	3	1991	1243	1334	
142355	78.8	18	2	1016	1100	-	
295519	50.7	18	1	1051	-	-	
446771	67.6	18	2	1527	1874	-	
599225	75.4	18	2	1809	1486	-	
123039	99.9	18	3	1010	1970	1741	
275129	85	18	3	1330	1318	1943	
428981	61.1	18	1	1968	-	-	
580996	66.7	18	2	1644	1065	-	
104670	82.7	18	2	1313	1261	-	
257432	71.4	18	2	1027	1037	-	
410696	62.9	18	1	1162	-	-	
561441	81.3	18	2	1939	1630	-	
86077	63.9	18	1	1122	-	-	
239011	61.1	18	1	1047	-	-	
390966	68.9	18	2	1204	1402	-	
544078	53.1	18	1	1950	-	-	
66876	85.1	18	3	1468	1129	1959	



Statistical Performance Check Result							
Radar Test Signal (#)		5		Trail #		28	
Burst of Number	20	Burst Period(s)	0.6	Waveform Length(s)	12	Frequency	$F_H(0.4 \times \text{Chirp width})$
Burst Offset (us)	Pulse Width (us)	Chirp Width (MHz)	Number of Pulses per Burst	PRI-1 (us)	PRI-2 (us)	PRI-3 (us)	
208292	75.1	19	2	1577	1919	-	
354271	65.3	19	1	1286	-	-	
495997	83.9	19	3	1955	1534	1969	
45716	85.5	19	3	1624	1587	1386	
191235	57.3	19	1	1105	-	-	
334080	94.4	19	3	1901	1992	1495	
481017	53.3	19	1	2000	-	-	
27921	99	19	3	1379	1789	1592	
172578	69.1	19	2	1922	1830	-	
318204	60.7	19	1	1839	-	-	
463599	64.3	19	1	1423	-	-	
10138	96.6	19	3	1680	1440	1702	
154700	90	19	3	1798	1009	1196	
298982	86.6	19	3	1413	1524	1596	
445818	62.1	19	1	1287	-	-	
589319	82.1	19	2	1159	1856	-	
137185	71.5	19	2	1621	1119	-	
281563	78.3	19	2	1888	1860	-	
427881	50.1	19	1	1359	-	-	
572624	58.3	19	1	1825	-	-	



Statistical Performance Check Result							
Radar Test Signal (#)		5		Trail #		29	
Burst of Number	15	Burst Period(s)	0.8	Waveform Length(s)	12	Frequency	$F_H - (0.4 \times \text{Chirp width})$
Burst Offset (us)	Pulse Width (us)	Chirp Width (MHz)	Number of Pulses per Burst	PRI-1 (us)	PRI-2 (us)	PRI-3 (us)	
159228	71	14	2	1700	1429	-	
352518	76	14	2	1895	1181	-	
544323	88.6	14	3	1364	1961	1903	
737838	85	14	3	1757	1281	1372	
135567	75.8	14	2	1099	1174	-	
328212	87.2	14	3	1285	1014	1984	
522698	51.1	14	1	1994	-	-	
715290	71.3	14	2	1525	1528	-	
111884	52.4	14	1	1210	-	-	
305327	64.8	14	1	1966	-	-	
497761	79.9	14	2	1938	1811	-	
691696	73.2	14	2	1661	1143	-	
87610	86.1	14	3	1993	1282	1665	
281813	60.2	14	1	1041	-	-	
474637	81.1	14	2	1617	1017	-	



Statistical Performance Check Result							
Radar Test Signal (#)		5		Trail #		30	
Burst of Number	14	Burst Period(s)	0.8571429	Waveform Length(s)	12	Frequency	$F_H + (0.4 * \text{Chirp width})$
Burst Offset (us)	Pulse Width (us)	Chirp Width (MHz)	Number of Pulses per Burst	PRI-1 (us)	PRI-2 (us)	PRI-3 (us)	
713761	99.1	13	3	1466	1853	1864	
68606	76.6	13	2	1948	1018	-	
276396	59.6	13	1	1030	-	-	
482744	71.4	13	2	1513	1793	-	
691089	56.4	13	1	1743	-	-	
43150	64.2	13	1	1752	-	-	
250293	76.4	13	2	1251	1579	-	
457068	80.8	13	2	1838	1782	-	
665070	74.2	13	2	1093	1247	-	
17534	96.8	13	3	1855	1771	1135	
224742	70.1	13	2	1658	1283	-	
430908	92.7	13	3	1618	1514	1795	
638128	84.8	13	3	1430	1279	1509	
847663	50.7	13	1	1519	-	-	



Type 6 Radar Statistical Performance

Trial #	Test Freq. (MHz)	Pulses / Hop	Pulse Width (us)	PRI (us)	1=Detection 0=No Detection
1	5290	9	1	333	1
2	5290	9	1	333	1
3	5290	9	1	333	1
4	5290	9	1	333	1
5	5290	9	1	333	0
6	5290	9	1	333	1
7	5290	9	1	333	1
8	5290	9	1	333	1
9	5290	9	1	333	1
10	5290	9	1	333	1
11	5290	9	1	333	0
12	5290	9	1	333	1
13	5290	9	1	333	1
14	5290	9	1	333	1
15	5290	9	1	333	1
16	5290	9	1	333	0
17	5290	9	1	333	1
18	5290	9	1	333	1
19	5290	9	1	333	1
20	5290	9	1	333	1
21	5290	9	1	333	0
22	5290	9	1	333	1
23	5290	9	1	333	1
24	5290	9	1	333	1
25	5290	9	1	333	1
26	5290	9	1	333	0
27	5290	9	1	333	1
28	5290	9	1	333	1
29	5290	9	1	333	1
30	5290	9	1	333	1
Detection Percentage (%)					83.333
Limit					70%
Test Result					Complied



Modulation Mode: 802.11ax (HEW160)

Type 1 Radar Statistical Performance

Trial #	Test Freq. (MHz)	Pulse Repetition Frequency Number	Pulse Repetition Frequency (Pulse Per Second)	PRI (us)	1=Detection 0=No Detection
1	5254	1	1930.5	518	1
2	5253	23	326.2	3066	1
3	5252	19	1139.0	878	1
4	5253	12	1355.0	738	1
5	5259	4	1730.1	578	0
6	5265	8	1519.8	658	1
7	5261	15	1253.1	798	1
8	5271	6	1618.1	618	1
9	5267	14	1285.3	778	1
10	5270	3	1792.1	558	1
11	5276	13	1319.3	758	1
12	5277	9	1474.9	678	1
13	5282	7	1567.4	638	1
14	5290	17	1193.3	838	0
15	5291	10	1432.7	698	1
16	5294	-	1692.0	591	1
17	5292	-	328.1	3048	1
18	5304	-	373.4	2678	1
19	5305	-	574.4	1741	1
20	5296	-	1216.5	822	1
21	5311	-	801.3	1248	1
22	5313	-	488.5	2047	1
23	5312	-	956.0	1046	1
24	5317	-	517.6	1932	1
25	5316	-	1422.5	703	1
26	5323	-	542.0	1845	1
27	5328	-	741.3	1349	1
28	5327	-	881.8	1134	1
29	5328	-	427.4	2340	1
30	5326	-	628.9	1590	1
Detection Percentage (%)					93.333
Limit					60%
Test Result					Complied



Type 2 Radar Statistical Performance

Trial #	Test Freq. (MHz)	Pulse Width (us)	PRI (us)	Pulses / Burst	1=Detection 0=No Detection
1	5251	2.6	221	23	1
2	5253	4.6	198	27	1
3	5254	1.1	184	29	1
4	5253	4.8	203	24	1
5	5256	2.4	162	25	1
6	5257	3.4	204	28	1
7	5264	2.3	170	27	1
8	5270	3.5	184	23	1
9	5266	4.9	150	27	1
10	5273	4.6	211	29	1
11	5277	2.9	158	23	0
12	5277	2.6	226	27	1
13	5275	1.6	204	26	1
14	5294	3.9	181	25	1
15	5292	4.6	202	24	0
16	5292	4.1	194	27	1
17	5289	2.3	193	28	1
18	5302	3.9	173	29	1
19	5295	4.3	188	23	1
20	5300	1.5	215	26	1
21	5308	4.9	227	27	1
22	5309	1.1	199	23	1
23	5314	4.5	155	29	1
24	5317	4.0	190	27	0
25	5320	2.4	151	23	1
26	5325	2.5	180	28	1
27	5328	2.5	228	23	1
28	5327	2.5	203	25	1
29	5328	1.5	188	25	1
30	5328	1.9	217	24	1
Detection Percentage (%)					90.000
Limit					60%
Test Result					Complied



Type 3 Radar Statistical Performance

Trial #	Test Freq. (MHz)	Pulse Width (us)	PRI (us)	Pulses / Burst	1=Detection 0=No Detection
1	5254	8.0	205	16	1
2	5253	6.7	382	18	1
3	5254	8.6	418	16	1
4	5254	9.4	351	17	0
5	5259	7.4	383	18	0
6	5260	9.8	232	16	1
7	5262	9.1	377	17	1
8	5270	9.6	457	16	1
9	5268	8.0	471	18	1
10	5270	9.0	304	18	1
11	5278	8.0	316	17	0
12	5281	9.8	325	16	1
13	5280	8.0	409	17	1
14	5291	9.9	200	17	1
15	5290	8.8	458	16	1
16	5291	8.0	232	18	1
17	5287	8.3	250	16	1
18	5296	8.7	270	16	1
19	5305	7.7	350	17	0
20	5296	7.1	230	16	1
21	5307	7.3	416	18	1
22	5312	7.6	498	18	1
23	5310	7.3	286	17	1
24	5315	7.3	287	16	1
25	5318	7.5	462	17	1
26	5324	6.2	300	17	1
27	5327	6.4	323	18	0
28	5328	7.1	420	16	1
29	5327	7.2	395	18	1
30	5328	8.4	377	16	1
Detection Percentage (%)					83.333
Limit					60%
Test Result					Complied



Type 4 Radar Statistical Performance

Trial #	Test Freq. (MHz)	Pulse Width (us)	PRI (us)	Pulses / Burst	1=Detection 0=No Detection
1	5252	18.0	242	15	1
2	5251	19.9	279	12	1
3	5251	12.9	487	14	1
4	5252	15.0	452	13	0
5	5263	16.3	230	12	1
6	5260	19.8	238	13	1
7	5260	18.2	420	16	1
8	5270	16.3	452	15	0
9	5267	14.2	495	12	1
10	5269	17.8	228	16	1
11	5277	19.1	211	16	1
12	5277	18.4	283	15	1
13	5285	11.8	411	12	0
14	5289	14.2	284	13	1
15	5294	13.9	202	12	1
16	5292	17.8	340	14	1
17	5290	15.6	290	16	1
18	5301	14.6	250	16	0
19	5302	14.4	484	15	1
20	5301	18.9	387	13	1
21	5309	11.1	348	15	0
22	5310	13.8	291	16	1
23	5309	14.3	295	12	1
24	5324	12.5	300	12	1
25	5316	12.5	322	14	1
26	5316	12.5	383	13	1
27	5328	15.7	322	16	0
28	5327	19.8	469	13	1
29	5326	18.6	406	15	0
30	5326	15.9	238	14	1
Detection Percentage (%)					76.667
Limit					60%
Test Result					Complied



Total Type 1~4 Radar Statistical Performance

Radar Type #	Detection Percentage (%)
1	93.333
2	90.000
3	83.333
4	76.667
Aggregate (Radar Types 1-4)	85.833
Limit	80%
Test Result	Complied



Type 5 Radar Statistical Performance

Center Freq. (MHz)	Low Edge (MHz)	High Edge (MHz)	VSG Freq. (MHz)	Detection
Trial	Chirp	Offset		
1	11	0	5290.00	1
2	5	0	5290.00	1
3	20	0	5290.00	1
4	13	0	5290.00	1
5	11	0	5290.00	0
6	16	0	5290.00	1
7	11	0	5290.00	1
8	20	0	5290.00	1
9	9	0	5290.00	1
10	15	0	5290.00	1
11	20	31.00	5259.00	1
12	6	36.60	5253.40	0
13	13	33.80	5256.20	1
14	10	35.00	5255.00	1
15	16	32.60	5257.40	1
16	11	34.60	5255.40	1
17	7	36.20	5253.80	1
18	15	33.00	5257.00	1
19	7	36.20	5253.80	0
20	20	31.00	5259.00	1
21	6	36.60	5326.60	1
22	11	34.60	5324.60	1
23	16	32.60	5322.60	0
24	6	36.60	5326.60	1
25	9	35.40	5325.40	1
26	10	35.00	5325.00	0
27	18	31.80	5321.80	1
28	19	31.40	5321.40	1
29	14	33.40	5323.40	1
30	13	33.80	5323.80	1
Total				25
Detection Percentage (%)				83%
Limit				80%
Test Result				Complied



Data Sheet for Radar Type 5

Statistical Performance Check Result								
Radar Test Signal (#)		5			Trail #		1	
Burst of Number	13		Burst Period(s)	0.9230769		Waveform Length(s)	12	
Burst Offset (us)	Pulse Width (us)	Chirp Width (MHz)	Number of Pulses per Burst	PRI-1 (us)	PRI-2 (us)	PRI-3 (us)		
591291	70	11	2	1208	1481	-		
815216	51.8	11	1	1896	-	-		
117197	97.9	11	3	1255	1463	1169		
340497	75.4	11	2	1776	1116	-		
563700	70.6	11	2	1361	1483	-		
786312	85.5	11	3	1168	1155	1192		
89901	70.6	11	2	1078	1126	-		
312423	97.5	11	3	1237	1833	1540		
536877	64.5	11	1	1698	-	-		
759212	81.4	11	2	1575	1490	-		
62185	99.2	11	3	1350	1982	1902		
285880	54.7	11	1	1722	-	-		
508479	75.7	11	2	1594	1682	-		

Statistical Performance Check Result								
Radar Test Signal (#)		5			Trail #		2	
Burst of Number	8		Burst Period(s)	1.5		Waveform Length(s)	12	
Burst Offset (us)	Pulse Width (us)	Chirp Width (MHz)	Number of Pulses per Burst	PRI-1 (us)	PRI-2 (us)	PRI-3 (us)		
1190042	68.2	5	2	1790	1952	-		
56652	84.7	5	3	1714	1515	1061		
419783	69.6	5	2	1458	1500	-		
783608	56.5	5	1	1533	-	-		
1144211	84.2	5	3	1322	1988	1910		
11992	56.5	5	1	1411	-	-		
374471	97.5	5	3	1353	1981	1974		
738925	54.4	5	1	1365	-	-		



Statistical Performance Check Result									
Radar Test Signal (#)		5			Trail #		3		
Burst of Number	20		Burst Period(s)	0.6		Waveform Length(s)	12		
Frequency		Center		PRI-1 (us)		PRI-2 (us)		PRI-3 (us)	
Burst Offset (us)	Pulse Width (us)	Chirp Width (MHz)	Number of Pulses per Burst	PRI-1 (us)		PRI-2 (us)		PRI-3 (us)	
439705	70	20	2	1001		1246		-	
583092	84.7	20	3	1198		1120		1552	
132117	55.3	20	1	1264		-		-	
277048	64.5	20	1	1871		-		-	
421122	68.6	20	2	1381		1894		-	
564997	93.7	20	3	1306		1111		1754	
113465	96.8	20	3	1996		1535		1742	
258948	78.3	20	2	1239		1166		-	
403936	76.7	20	2	1221		1107		-	
545928	86.2	20	3	1947		1800		1806	
96115	72.3	20	2	1504		1176		-	
241508	64.6	20	1	1382		-		-	
384855	95.4	20	3	1598		1117		1511	
528969	85.4	20	3	1631		1870		1152	
78179	73.2	20	2	1729		1649		-	
223000	77.7	20	2	1815		1238		-	
368464	65.7	20	1	1941		-		-	
510325	90.2	20	3	1899		1935		1819	
60248	98.9	20	3	1194		1675		1570	
205316	79.6	20	2	1245		1375		-	



Statistical Performance Check Result								
Radar Test Signal (#)		5			Trail #		4	
Burst of Number	14	Burst Period(s)	0.8571429	Waveform Length(s)	12	Frequency	Center	
Burst Offset (us)	Pulse Width (us)	Chirp Width (MHz)	Number of Pulses per Burst	PRI-1 (us)	PRI-2 (us)	PRI-3 (us)		
501575	51	13	1	1542	-	-		
707132	98.7	13	3	1613	1219	1066		
60818	91.5	13	3	1072	1397	1549		
267493	87	13	3	1253	1748	1762		
475767	66.3	13	1	1987	-	-		
680475	86.6	13	3	1785	1777	1797		
35313	95.2	13	3	1482	1137	1844		
242662	73.5	13	2	1059	1475	-		
449288	98	13	3	1180	1480	1096		
657034	74.6	13	2	1324	1427	-		
9842	92.4	13	3	1133	1753	1378		
217141	82	13	2	1236	1259	-		
422905	87.8	13	3	1803	1842	1900		
631115	72.9	13	2	1559	1726	-		



Statistical Performance Check Result								
Radar Test Signal (#)		5			Trail #		5	
Burst of Number	13	Burst Period(s)	0.9230769	Waveform Length(s)	12	Frequency	Center	
Burst Offset (us)	Pulse Width (us)	Chirp Width (MHz)	Number of Pulses per Burst	PRI-1 (us)	PRI-2 (us)	PRI-3 (us)		
902081	100	11	3	1258	1396	1493		
206352	67.1	11	2	1492	1179	-		
429145	92.5	11	3	1410	1150	1042		
653709	60.9	11	1	1399	-	-		
877441	52	11	1	1193	-	-		
178469	91.8	11	3	1686	1403	1569		
402251	73.8	11	2	1067	1218	-		
625039	69.2	11	2	1841	1229	-		
847087	87.9	11	3	1073	1416	1755		
151064	95.2	11	3	1197	1512	1756		
374324	76.8	11	2	1437	1879	-		
596338	90.1	11	3	1352	1925	1666		
820999	80.4	11	2	1586	1132	-		



Statistical Performance Check Result									
Radar Test Signal (#)		5			Trail #		6		
Burst of Number	17	Burst Period(s)	0.7058824	Waveform Length(s)	12	Frequency		Center	
Burst Offset (us)	Pulse Width (us)	Chirp Width (MHz)	Number of Pulses per Burst	PRI-1 (us)	PRI-2 (us)	PRI-3 (us)			
94587	82.8	16	2	1332	1689	-			
265527	61.5	16	1	1764	-	-			
435227	91.9	16	3	1301	1024	1167			
605381	90.8	16	3	1277	1091	1354			
73476	94	16	3	1185	1805	1109			
244588	57.6	16	1	1487	-	-			
414781	67.8	16	2	1026	1554	-			
586578	53.4	16	1	1110	-	-			
52576	71.4	16	2	1583	1653	-			
222476	93.3	16	3	1791	1766	1296			
393218	68.4	16	2	1678	1890	-			
562777	98.2	16	3	1510	1605	1418			
31603	82	16	2	1300	1523	-			
201756	98.6	16	3	1020	1070	1990			
372162	73.3	16	2	1999	1709	-			
542921	80.3	16	2	1205	1908	-			
10620	52	16	1	1445	-	-			



Statistical Performance Check Result									
Radar Test Signal (#)		5			Trail #		7		
Burst of Number	13		Burst Period(s)	0.9230769		Waveform Length(s)	12		
Frequency		Center		PRI-1 (us)		PRI-2 (us)		PRI-3 (us)	
Burst Offset (us)	Pulse Width (us)	Chirp Width (MHz)	Number of Pulses per Burst	PRI-1 (us)		PRI-2 (us)		PRI-3 (us)	
236763	93.9	11	3	1325		1401		1265	
458923	90.3	11	3	1962		1647		1876	
683506	76.8	11	2	1499		1242		-	
906848	72.4	11	2	1595		1013		-	
209338	85.5	11	3	1048		1368		1438	
433316	56	11	1	1646		-		-	
654365	85.2	11	3	1784		1878		1389	
880256	54.8	11	1	1659		-		-	
181618	88.1	11	3	1927		1928		1307	
405781	57.1	11	1	1664		-		-	
629680	55.8	11	1	1039		-		-	
852332	81.8	11	2	1050		1038		-	
154801	60.7	11	1	1557		-		-	



Statistical Performance Check Result							
Radar Test Signal (#)		5		Trail #		8	
Burst of Number	20	Burst Period(s)	0.6	Waveform Length(s)	12	Frequency	Center
Burst Offset (us)	Pulse Width (us)	Chirp Width (MHz)	Number of Pulses per Burst	PRI-1 (us)	PRI-2 (us)	PRI-3 (us)	
244340	96.4	20	3	1226	1572	2000	
390950	60.1	20	1	1346	-	-	
534907	76.3	20	2	1441	1284	-	
82690	56.2	20	1	1273	-	-	
227993	62.4	20	1	1031	-	-	
372695	62	20	1	1940	-	-	
517788	56	20	1	1889	-	-	
64471	83.9	20	3	1106	1311	1930	
209097	98.4	20	3	1260	1022	1606	
354143	74.3	20	2	1178	1917	-	
499561	70	20	2	1069	1249	-	
46749	69.5	20	2	1773	1652	-	
191589	78.6	20	2	1347	1603	-	
336486	73.9	20	2	1177	1608	-	
481767	74.1	20	2	1153	1089	-	
28998	62.7	20	1	1944	-	-	
173769	70.1	20	2	1224	1672	-	
317895	93.3	20	3	1217	1015	1957	
464152	50.5	20	1	1929	-	-	
11067	89	20	3	1945	1615	1847	



Statistical Performance Check Result									
Radar Test Signal (#)		5			Trail #		9		
Burst of Number	11		Burst Period(s)	1.0909091		Waveform Length(s)	12		
Frequency		Center		PRI-1 (us)		PRI-2 (us)		PRI-3 (us)	
Burst Offset (us)	Pulse Width (us)	Chirp Width (MHz)	Number of Pulses per Burst	PRI-1 (us)		PRI-2 (us)		PRI-3 (us)	
283763	85.8	9	3	1451		1023		1821	
548478	51.3	9	1	1960		-		-	
809743	86.6	9	3	1998		1989		1778	
1077369	63.2	9	1	1270		-		-	
251895	57.9	9	1	1730		-		-	
514624	97.4	9	3	1488		1953		1309	
780737	55.4	9	1	1002		-		-	
1044449	56.6	9	1	1654		-		-	
218719	86	9	3	1683		1425		1787	
483655	55.9	9	1	1417		-		-	
747738	50.5	9	1	1641		-		-	



Statistical Performance Check Result							
Radar Test Signal (#)		5		Trail #		10	
Burst of Number	9	Burst Period(s)	0.75	Waveform Length(s)	12	Frequency	Center
Burst Offset (us)	Pulse Width (us)	Chirp Width (MHz)	Number of Pulses per Burst	PRI-1 (us)	PRI-2 (us)	PRI-3 (us)	
695151	61.9	15	1	1713	-	-	
128132	71.6	15	2	1320	1648	-	
309769	60.6	15	1	1862	-	-	
489296	97	15	3	1244	1669	1873	
672580	58.2	15	1	1954	-	-	
105804	71.9	15	2	1694	1351	-	
286805	75.7	15	2	1869	1591	-	
467329	86.1	15	3	1161	1266	1887	
650589	61.2	15	1	1544	-	-	
83455	74.3	15	2	1934	1415	-	
264701	68.2	15	2	1422	1478	-	
444952	95.5	15	3	1657	1214	1610	
628454	65.9	15	1	1276	-	-	
61315	56.8	15	1	1335	-	-	
242712	52.9	15	1	1881	-	-	
424295	56.8	15	1	1634	-	-	



Statistical Performance Check Result							
Radar Test Signal (#)		5		Trail #		11	
Burst of Number	20	Burst Period(s)	0.6	Waveform Length(s)	12	Frequency	$F_L + (0.4 * \text{Chirp width})$
Burst Offset (us)	Pulse Width (us)	Chirp Width (MHz)	Number of Pulses per Burst	PRI-1 (us)	PRI-2 (us)	PRI-3 (us)	
483494	82.2	20	2	1691	1029	-	
31130	61.1	20	1	1623	-	-	
175309	92.1	20	3	1303	1697	1836	
320742	68	20	2	1362	1450	-	
466659	63.9	20	1	1426	-	-	
13250	55.3	20	1	1823	-	-	
157701	92.9	20	3	1232	1191	1763	
302865	75	20	2	1571	1312	-	
446764	95	20	3	1254	1650	1207	
591996	73.6	20	2	1550	1846	-	
140621	63	20	1	1121	-	-	
283899	98.4	20	3	1343	1977	1926	
430680	65.1	20	1	1725	-	-	
575746	56.5	20	1	1761	-	-	
122072	99.4	20	3	1241	1118	1973	
266724	98	20	3	1588	1304	1028	
410761	92.5	20	3	1484	1733	1473	
556827	73.8	20	2	1574	1310	-	
104794	58	20	1	1380	-	-	
248823	97.9	20	3	1443	1326	1376	



Statistical Performance Check Result							
Radar Test Signal (#)		5		Trail #		12	
Burst of Number	9	Burst Period(s)	1.3333333	Waveform Length(s)	12	Frequency	$F_L + (0.4 * \text{Chirp width})$
Burst Offset (us)	Pulse Width (us)	Chirp Width (MHz)	Number of Pulses per Burst	PRI-1 (us)	PRI-2 (us)	PRI-3 (us)	
878323	68	6	2	1562	1223	-	
1201036	77	6	2	1576	1195	-	
193430	65.9	6	1	1019	-	-	
515373	90.9	6	3	1728	1142	1206	
837168	94.4	6	3	1333	1997	1685	
1162414	57.1	6	1	1479	-	-	
153280	89.3	6	3	1447	1536	1062	
476708	64.6	6	1	1156	-	-	
798519	67.6	6	2	1975	1319	-	



Statistical Performance Check Result							
Radar Test Signal (#)		5		Trail #		13	
Burst of Number	14	Burst Period(s)	0.8571429	Waveform Length(s)	12	Frequency	$F_L + (0.4 * \text{Chirp width})$
Burst Offset (us)	Pulse Width (us)	Chirp Width (MHz)	Number of Pulses per Burst	PRI-1 (us)	PRI-2 (us)	PRI-3 (us)	
721573	55.9	13	1	1087	-	-	
72983	70.6	13	2	1516	1373	-	
280517	56.4	13	1	1822	-	-	
488047	54.9	13	1	1667	-	-	
692783	90.5	13	3	1636	1670	1736	
47463	73.3	13	2	1462	1435	-	
253983	95.6	13	3	1681	1897	1538	
460713	94	13	3	1555	1620	1780	
667923	87.9	13	3	1140	1812	1329	
21923	86.7	13	3	1095	1456	1097	
229477	56.6	13	1	1581	-	-	
436459	78.8	13	2	1308	1289	-	
642305	85.7	13	3	1299	1852	1315	
852309	51.9	13	1	1250	-	-	



Statistical Performance Check Result							
Radar Test Signal (#)		5		Trail #		14	
Burst of Number	12	Burst Period(s)	1	Waveform Length(s)	12	Frequency	$F_L + (0.4 * \text{Chirp width})$
Burst Offset (us)	Pulse Width (us)	Chirp Width (MHz)	Number of Pulses per Burst	PRI-1 (us)	PRI-2 (us)	PRI-3 (us)	
237287	84.6	10	3	1314	1508	1611	
480167	58.8	10	1	1472	-	-	
721239	77.4	10	2	1092	1904	-	
963224	71	10	2	1139	1671	-	
208121	54.6	10	1	1673	-	-	
449554	74.9	10	2	1469	1738	-	
691801	70.3	10	2	1233	1263	-	
934484	52.9	10	1	1687	-	-	
177771	92.1	10	3	1433	1826	1355	
419126	98.9	10	3	1915	1407	1428	
662911	55.1	10	1	1125	-	-	
902272	88.9	10	3	1635	1045	1643	



Statistical Performance Check Result							
Radar Test Signal (#)		5		Trail #		15	
Burst of Number	17	Burst Period(s)	0.7058824	Waveform Length(s)	12	Frequency	$F_L + (0.4 * \text{Chirp width})$
Burst Offset (us)	Pulse Width (us)	Chirp Width (MHz)	Number of Pulses per Burst	PRI-1 (us)	PRI-2 (us)	PRI-3 (us)	
104782	55.1	16	1	1331	-	-	
274485	95.2	16	3	1288	1262	1779	
446644	51.1	16	1	1157	-	-	
615134	73.6	16	2	1965	1963	-	
83697	56.7	16	1	1637	-	-	
254526	66	16	1	1563	-	-	
424104	78.2	16	2	1872	1746	-	
596368	57.3	16	1	1323	-	-	
62396	89.1	16	3	1882	1328	1370	
233528	53	16	1	1432	-	-	
404155	56.6	16	1	1824	-	-	
572746	93.4	16	3	1699	1269	1507	
41534	74.7	16	2	1498	1593	-	
211866	83.3	16	2	1585	1892	-	
383319	53.8	16	1	1460	-	-	
553954	53.9	16	1	1727	-	-	
20589	54.5	16	1	1356	-	-	



Statistical Performance Check Result								
Radar Test Signal (#)		5			Trail #		16	
Burst of Number	13	Burst Period(s)	0.9230769	Waveform Length(s)	12	Frequency	F _L +(0.4*Chirp width)	
Burst Offset (us)	Pulse Width (us)	Chirp Width (MHz)	Number of Pulses per Burst	PRI-1 (us)	PRI-2 (us)	PRI-3 (us)		
249549	87.2	11	3	1529	1868	1392		
473814	51.3	11	1	1772	-	-		
696747	69.1	11	2	1145	1305	-		
919852	82.3	11	2	1614	1012	-		
222458	75	11	2	1477	1898	-		
445510	81.4	11	2	1625	1760	-		
669234	82	11	2	1290	1173	-		
891674	66.9	11	2	1526	1801	-		
194770	86.2	11	3	1172	1980	1227		
417571	84.6	11	3	1932	1394	1079		
640275	89.8	11	3	1601	1071	1880		
862582	97.4	11	3	1985	1745	1316		
167886	52.9	11	1	1294	-	-		

Statistical Performance Check Result								
Radar Test Signal (#)		5			Trail #		17	
Burst of Number	9	Burst Period(s)	1.3333333	Waveform Length(s)	12	Frequency	F _L +(0.4*Chirp width)	
Burst Offset (us)	Pulse Width (us)	Chirp Width (MHz)	Number of Pulses per Burst	PRI-1 (us)	PRI-2 (us)	PRI-3 (us)		
564844	78.5	7	2	1406	1829	-		
888379	57.6	7	1	1820	-	-		
1208797	99.8	7	3	1248	1692	1645		
202812	51.5	7	1	1298	-	-		
525477	68.1	7	2	1088	1213	-		
848768	50.3	7	1	1558	-	-		
1169382	92.8	7	3	1580	1573	1114		
162951	64.2	7	1	1854	-	-		
485678	79.9	7	2	1011	1387	-		



Statistical Performance Check Result							
Radar Test Signal (#)		5		Trail #		18	
Burst of Number	16	Burst Period(s)	0.75	Waveform Length(s)	12	Frequency	$F_L + (0.4 * \text{Chirp width})$
Burst Offset (us)	Pulse Width (us)	Chirp Width (MHz)	Number of Pulses per Burst	PRI-1 (us)	PRI-2 (us)	PRI-3 (us)	
452762	90.6	15	3	1885	1390	1371	
636546	50.5	15	1	1103	-	-	
69136	78.3	15	2	1485	1175	-	
250688	62.9	15	1	1768	-	-	
431876	81.6	15	2	1211	1044	-	
613696	52.2	15	1	1684	-	-	
46710	84	15	3	1704	1338	1209	
227355	96.3	15	3	1920	1674	1384	
409287	71.3	15	2	1292	1421	-	
590397	71.1	15	2	1818	1060	-	
24536	66.3	15	1	1055	-	-	
205244	98.5	15	3	1712	1448	1291	
387827	54.9	15	1	1043	-	-	
566988	97.5	15	3	1749	1158	1404	
2150	86.1	15	3	1607	1867	1436	
183641	56.5	15	1	1721	-	-	



Statistical Performance Check Result								
Radar Test Signal (#)		5			Trail #		19	
Burst of Number	9	Burst Period(s)	1.3333333	Waveform Length(s)	12	Frequency	F _L +(0.4*Chirp width)	
Burst Offset (us)	Pulse Width (us)	Chirp Width (MHz)	Number of Pulses per Burst	PRI-1 (us)	PRI-2 (us)	PRI-3 (us)		
649004	80.2	7	2	1476	1792	-		
972632	63.8	7	1	1837	-	-		
1294265	69.1	7	2	1455	1715	-		
287125	56.7	7	1	1234	-	-		
609502	70.5	7	2	1127	1633	-		
931751	81.5	7	2	1629	1783	-		
1253215	88.5	7	3	1147	1810	1604		
247305	60	7	1	1363	-	-		
568977	86.1	7	3	1212	1662	1696		



Statistical Performance Check Result							
Radar Test Signal (#)		5		Trail #		20	
Burst of Number	20	Burst Period(s)	0.6	Waveform Length(s)	12	Frequency	$F_L + (0.4 * \text{Chirp width})$
Burst Offset (us)	Pulse Width (us)	Chirp Width (MHz)	Number of Pulses per Burst	PRI-1 (us)	PRI-2 (us)	PRI-3 (us)	
400523	74.5	20	2	1775	1082	-	
544232	99.1	20	3	1564	1074	1442	
92772	93.7	20	3	1995	1235	1293	
238062	73.1	20	2	1006	1337	-	
383830	65.2	20	1	1068	-	-	
529131	53.4	20	1	1021	-	-	
75357	61.2	20	1	1553	-	-	
219129	90.3	20	3	1807	1912	1551	
365634	57.2	20	1	1565	-	-	
510479	60.8	20	1	1909	-	-	
57360	68.5	20	2	1626	1163	-	
202693	54	20	1	1340	-	-	
347847	62.1	20	1	1408	-	-	
490344	99.8	20	3	1556	1877	1230	
39483	79.7	20	2	1701	1622	-	
184461	82.9	20	2	1302	1164	-	
328025	89.9	20	3	1520	1638	1769	
475199	63.2	20	1	1336	-	-	
21678	68.6	20	2	1502	1256	-	
166512	81	20	2	1398	1420	-	



Statistical Performance Check Result								
Radar Test Signal (#)		5			Trail #		21	
Burst of Number	9	Burst Period(s)	1.3333333	Waveform Length(s)	12	Frequency	$F_H \cdot (0.4 \cdot \text{Chirp width})$	
Burst Offset (us)	Pulse Width (us)	Chirp Width (MHz)	Number of Pulses per Burst	PRI-1 (us)	PRI-2 (us)	PRI-3 (us)		
694608	54.5	6	1	1034	-	-		
1016456	73.6	6	2	1590	1115	-		
8551	60.1	6	1	1933	-	-		
331564	63.7	6	1	1505	-	-		
653496	95.1	6	3	1405	1075	1220		
975332	88	6	3	1628	1744	1202		
1297079	86.6	6	3	1271	1914	1921		
291425	73.6	6	2	1188	1924	-		
614597	57.5	6	1	1916	-	-		

Statistical Performance Check Result								
Radar Test Signal (#)		5			Trail #		22	
Burst of Number	13	Burst Period(s)	0.9230769	Waveform Length(s)	12	Frequency	$F_H \cdot (0.4 \cdot \text{Chirp width})$	
Burst Offset (us)	Pulse Width (us)	Chirp Width (MHz)	Number of Pulses per Burst	PRI-1 (us)	PRI-2 (us)	PRI-3 (us)		
648947	59.4	11	1	1464	-	-		
872834	59.1	11	1	1077	-	-		
174442	62	11	1	1104	-	-		
397033	68.2	11	2	1747	1711	-		
619847	76.8	11	2	1972	1816	-		
844713	57	11	1	1706	-	-		
146857	53.2	11	1	1367	-	-		
369203	90.4	11	3	1731	1446	1170		
592949	73.2	11	2	1201	1710	-		
817479	56.1	11	1	1377	-	-		
119201	67.7	11	2	1130	1171	-		
342999	55.1	11	1	1007	-	-		
566579	58.1	11	1	1090	-	-		



Statistical Performance Check Result							
Radar Test Signal (#)		5		Trail #		23	
Burst of Number	17	Burst Period(s)	0.7058824	Waveform Length(s)	12	Frequency	$F_H - (0.4 \times \text{Chirp width})$
Burst Offset (us)	Pulse Width (us)	Chirp Width (MHz)	Number of Pulses per Burst	PRI-1 (us)	PRI-2 (us)	PRI-3 (us)	
601322	97.7	16	3	1345	1186	1735	
69798	86.6	16	3	1578	1884	1521	
240236	67.6	16	2	1861	1813	-	
411573	52.4	16	1	1913	-	-	
581299	68	16	2	1719	1414	-	
49079	64	16	1	1828	-	-	
218917	89.4	16	3	1765	1548	1453	
389991	73.8	16	2	1690	1216	-	
560724	80.6	16	2	1327	1280	-	
27969	68.2	16	2	1893	1857	-	
198477	69.9	16	2	1474	1501	-	
368635	79	16	2	1619	1964	-	
539754	81.5	16	2	1395	1160	-	
7017	50.9	16	1	1366	-	-	
177018	88.9	16	3	1080	1978	1740	
347849	80	16	2	1339	1850	-	
518155	78.1	16	2	1503	1848	-	



Statistical Performance Check Result								
Radar Test Signal (#)		5			Trail #		24	
Burst of Number	9	Burst Period(s)	1.3333333	Waveform Length(s)	12	Frequency	$F_H(0.4 \times \text{Chirp width})$	
Burst Offset (us)	Pulse Width (us)	Chirp Width (MHz)	Number of Pulses per Burst	PRI-1 (us)	PRI-2 (us)	PRI-3 (us)		
1303061	77.3	6	2	1858	1937	-		
296120	66.9	6	2	1452	1703	-		
618053	87.6	6	3	1461	1679	1471		
941705	82.8	6	2	1058	1582	-		
1262467	97.9	6	3	1561	1786	1369		
256754	51.6	6	1	1225	-	-		
579778	56.4	6	1	1349	-	-		
900681	85.8	6	3	1708	1025	1781		
1223080	85.3	6	3	1357	1971	1057		

Statistical Performance Check Result								
Radar Test Signal (#)		5			Trail #		25	
Burst of Number	11	Burst Period(s)	1.0909091	Waveform Length(s)	12	Frequency	$F_H(0.4 \times \text{Chirp width})$	
Burst Offset (us)	Pulse Width (us)	Chirp Width (MHz)	Number of Pulses per Burst	PRI-1 (us)	PRI-2 (us)	PRI-3 (us)		
177128	92.7	9	3	1040	1064	1252		
441120	76.5	9	2	1567	1231	-		
703834	92.6	9	3	1739	1434	1457		
968288	66.7	9	2	1774	1737	-		
144880	57.1	9	1	1532	-	-		
408948	50.9	9	1	1907	-	-		
672738	75.9	9	2	1054	1383	-		
935219	96.5	9	3	1802	1341	1046		
112148	75.9	9	2	1951	1400	-		
376130	73.5	9	2	1053	1677	-		
638910	96.2	9	3	1531	1865	1268		



Statistical Performance Check Result							
Radar Test Signal (#)		5		Trail #		26	
Burst of Number	12	Burst Period(s)	1	Waveform Length(s)	12	Frequency	$F_H(0.4 \times \text{Chirp width})$
Burst Offset (us)	Pulse Width (us)	Chirp Width (MHz)	Number of Pulses per Burst	PRI-1 (us)	PRI-2 (us)	PRI-3 (us)	
826712	92.6	10	3	1834	1000	1983	
72998	69.9	10	2	1849	1518	-	
314688	72.5	10	2	1489	1958	-	
555527	84.2	10	3	1831	1182	1967	
797115	83.8	10	3	1843	1348	1459	
43224	78.8	10	2	1412	1979	-	
284734	91	10	3	1295	1086	1705	
526386	92.2	10	3	1003	1723	1148	
767431	89.3	10	3	1660	1724	1200	
13435	95.4	10	3	1439	1190	1942	
255680	56.1	10	1	1358	-	-	
497683	64.3	10	1	1759	-	-	



Statistical Performance Check Result							
Radar Test Signal (#)		5			Trail #		27
Burst of Number	19	Burst Period(s)	0.6315789	Waveform Length(s)	12	Frequency	$F_H - (0.4 \times \text{Chirp width})$
Burst Offset (us)	Pulse Width (us)	Chirp Width (MHz)	Number of Pulses per Burst	PRI-1 (us)	PRI-2 (us)	PRI-3 (us)	
466662	60.4	18	1	1883	-	-	
616742	95.2	18	3	1991	1243	1334	
142355	78.8	18	2	1016	1100	-	
295519	50.7	18	1	1051	-	-	
446771	67.6	18	2	1527	1874	-	
599225	75.4	18	2	1809	1486	-	
123039	99.9	18	3	1010	1970	1741	
275129	85	18	3	1330	1318	1943	
428981	61.1	18	1	1968	-	-	
580996	66.7	18	2	1644	1065	-	
104670	82.7	18	2	1313	1261	-	
257432	71.4	18	2	1027	1037	-	
410696	62.9	18	1	1162	-	-	
561441	81.3	18	2	1939	1630	-	
86077	63.9	18	1	1122	-	-	
239011	61.1	18	1	1047	-	-	
390966	68.9	18	2	1204	1402	-	
544078	53.1	18	1	1950	-	-	
66876	85.1	18	3	1468	1129	1959	



Statistical Performance Check Result							
Radar Test Signal (#)		5		Trail #		28	
Burst of Number	20	Burst Period(s)	0.6	Waveform Length(s)	12	Frequency	$F_H(0.4 \times \text{Chirp width})$
Burst Offset (us)	Pulse Width (us)	Chirp Width (MHz)	Number of Pulses per Burst	PRI-1 (us)	PRI-2 (us)	PRI-3 (us)	
208292	75.1	19	2	1577	1919	-	
354271	65.3	19	1	1286	-	-	
495997	83.9	19	3	1955	1534	1969	
45716	85.5	19	3	1624	1587	1386	
191235	57.3	19	1	1105	-	-	
334080	94.4	19	3	1901	1992	1495	
481017	53.3	19	1	2000	-	-	
27921	99	19	3	1379	1789	1592	
172578	69.1	19	2	1922	1830	-	
318204	60.7	19	1	1839	-	-	
463599	64.3	19	1	1423	-	-	
10138	96.6	19	3	1680	1440	1702	
154700	90	19	3	1798	1009	1196	
298982	86.6	19	3	1413	1524	1596	
445818	62.1	19	1	1287	-	-	
589319	82.1	19	2	1159	1856	-	
137185	71.5	19	2	1621	1119	-	
281563	78.3	19	2	1888	1860	-	
427881	50.1	19	1	1359	-	-	
572624	58.3	19	1	1825	-	-	



Statistical Performance Check Result							
Radar Test Signal (#)		5		Trail #		29	
Burst of Number	15	Burst Period(s)	0.8	Waveform Length(s)	12	Frequency	$F_H - (0.4 \times \text{Chirp width})$
Burst Offset (us)	Pulse Width (us)	Chirp Width (MHz)	Number of Pulses per Burst	PRI-1 (us)	PRI-2 (us)	PRI-3 (us)	
159228	71	14	2	1700	1429	-	
352518	76	14	2	1895	1181	-	
544323	88.6	14	3	1364	1961	1903	
737838	85	14	3	1757	1281	1372	
135567	75.8	14	2	1099	1174	-	
328212	87.2	14	3	1285	1014	1984	
522698	51.1	14	1	1994	-	-	
715290	71.3	14	2	1525	1528	-	
111884	52.4	14	1	1210	-	-	
305327	64.8	14	1	1966	-	-	
497761	79.9	14	2	1938	1811	-	
691696	73.2	14	2	1661	1143	-	
87610	86.1	14	3	1993	1282	1665	
281813	60.2	14	1	1041	-	-	
474637	81.1	14	2	1617	1017	-	



Statistical Performance Check Result							
Radar Test Signal (#)		5		Trail #		30	
Burst of Number	14	Burst Period(s)	0.8571429	Waveform Length(s)	12	Frequency	$F_{H+(0.4 \cdot \text{Chirp width})}$
Burst Offset (us)	Pulse Width (us)	Chirp Width (MHz)	Number of Pulses per Burst	PRI-1 (us)	PRI-2 (us)	PRI-3 (us)	
713761	99.1	13	3	1466	1853	1864	
68606	76.6	13	2	1948	1018	-	
276396	59.6	13	1	1030	-	-	
482744	71.4	13	2	1513	1793	-	
691089	56.4	13	1	1743	-	-	
43150	64.2	13	1	1752	-	-	
250293	76.4	13	2	1251	1579	-	
457068	80.8	13	2	1838	1782	-	
665070	74.2	13	2	1093	1247	-	
17534	96.8	13	3	1855	1771	1135	
224742	70.1	13	2	1658	1283	-	
430908	92.7	13	3	1618	1514	1795	
638128	84.8	13	3	1430	1279	1509	
847663	50.7	13	1	1519	-	-	



Type 6 Radar Statistical Performance

Trial #	Test Freq. (MHz)	Pulses / Hop	Pulse Width (us)	PRI (us)	1=Detection 0=No Detection
1	5290	9	1	333	1
2	5290	9	1	333	1
3	5290	9	1	333	1
4	5290	9	1	333	1
5	5290	9	1	333	1
6	5290	9	1	333	1
7	5290	9	1	333	1
8	5290	9	1	333	1
9	5290	9	1	333	1
10	5290	9	1	333	1
11	5290	9	1	333	1
12	5290	9	1	333	1
13	5290	9	1	333	1
14	5290	9	1	333	1
15	5290	9	1	333	1
16	5290	9	1	333	1
17	5290	9	1	333	1
18	5290	9	1	333	1
19	5290	9	1	333	1
20	5290	9	1	333	1
21	5290	9	1	333	1
22	5290	9	1	333	1
23	5290	9	1	333	1
24	5290	9	1	333	1
25	5290	9	1	333	1
26	5290	9	1	333	1
27	5290	9	1	333	1
28	5290	9	1	333	1
29	5290	9	1	333	1
30	5290	9	1	333	1
Detection Percentage (%)					100.000
Limit					70%
Test Result					Complied



4 Test Equipment and Calibration Data

Instrument	Manufacturer/ Brand Name	Model No.	Serial No.	Spec.	Calibration Date	Calibration Due Date
Spectrum Analyzer	R&S	FSP30	100793	9 kHz ~ 30GHz	13/Jun/2022	12/Jun/2023
Vector Signal Generator	Keysight	N5182B	MY53051912	9kHz~6GHz	21/Mar/2022	20/Mar/2023
DFS-Adaptivity	Sporton	Ver 2.7	N/A	N/A	N/A	N/A
Keysight Signal Studio for DFS Radar Profiles	Keysight	2.0.0.0	N/A	N/A	N/A	N/A
InServiceMonitor Utility	Sporton	N/A	N/A	N/A	N/A	N/A



5 Measurement Uncertainty

Test Items	Uncertainty	Remark
Threshold Level	1.2 dB	Confidence levels of 95%
Statistical Performance Check	3.33 %	Confidence levels of 95%
CMT	36.52 ms	Confidence levels of 95%
CCTT	8 ms	Confidence levels of 95%
NOP	0 min	Confidence levels of 95%
Temperature	0.41 °C	Confidence levels of 95%
Humidity	3.4 %	Confidence levels of 95%