

Appendix C: Test Results of DFS

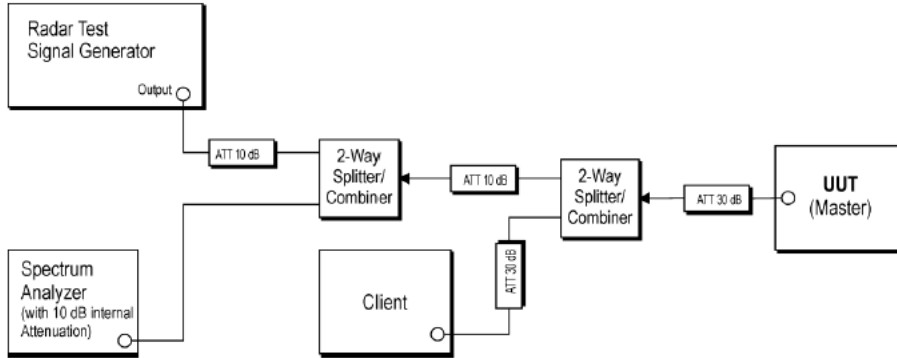
APPENDIX C: TEST RESULTS OF DFS.....	1
1.1 MEASUREMENT.....	2
1.1.1 Test set up.....	2
1.1.2 Operating mode.....	3
1.1.3 Test Requirements.....	3
1.2 DFS DETECTION THRESHOLDS.....	7
1.2.1 Test procedures.....	7
1.2.2 Test Result.....	8
1.2.3 Test Graphs.....	9
1.3 CHANNEL AVAILABILITY CHECK TIME.....	14
1.3.1 Test Procedures.....	14
1.3.2 Test Result.....	16
1.3.3 Test Graphs.....	17
1.4 CHANNEL MOVE TIME AND CHANNEL CLOSING TRANSMISSION TIME.....	20
1.4.1 Test Procedures.....	20
1.4.2 Results.....	21
1.4.3 Test Graphs.....	22
1.5 NON-OCCUPANCY PERIOD.....	24
1.5.1 Test Procedures.....	24
1.5.2 Test Result.....	25
1.5.3 Test Graphs.....	26
1.6 U-NII DETECTION BANDWIDTH.....	28
1.6.1 Test Procedures.....	28
1.6.2 Test Result.....	29
1.6.3 Test Graphs.....	31
1.7 STATISTICAL PERFORMANCE CHECK.....	32
1.7.1 Test Procedures.....	32
1.7.2 Test Result.....	34

1.1 Measurement

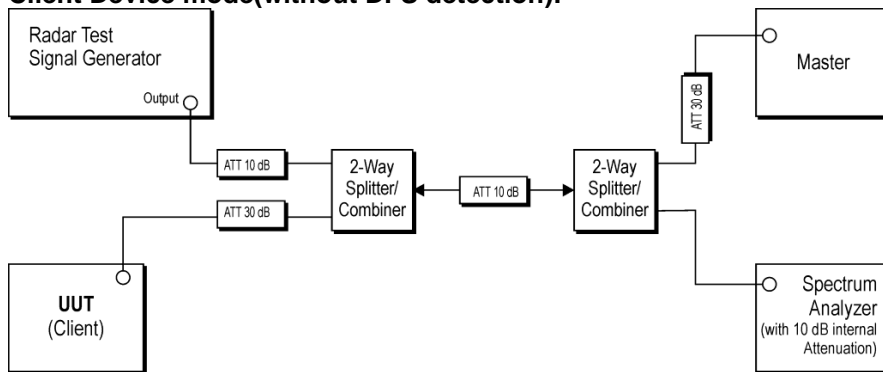
1.1.1 Test set up

This product test performed under conducted method. This product can be Master Device or Client Device (without DFS), thus both of the two modes were tested.

Master device mode:



Client Device mode(without DFS detection):



Test setup as CN23GWPE 002 Appendix A.

1.1.2 Operating mode

The equipment operates at the frequency bands 5250-5350MHz, 5470-5725MHz. We've verified the equipment and chose 5500MHz (20MHz), 5510MHz (40MHz) and 5530MHz (80MHz) for DFS test.

The channel loading of 17% or greater was used for testing, and its data was transferred from the master device to the client device for all test configurations.

WLAN traffic is generated by the DFS Test tool, from the master to the client in data packets. Information regarding the parameters of the detected Radar Waveforms is not available to the end user.

This product can be Master Device or Client Device (without DFS), thus both of the two modes were tested.

1.1.3 Test Requirements

According to Part 15.407(h)(2) and KDB 905462 D02, Radar Detection Function of DFS.

Radar Detection Function of Dynamic Frequency Selection (DFS). U-NII devices operating with any part of its 26 dB emission bandwidth in the 5.25-5.35 GHz and 5.47-5.725 GHz bands shall employ a DFS radar detection mechanism to detect the presence of radar systems and to avoid co-channel operation with radar systems. Operators shall only use equipment with a DFS mechanism that is turned on when operating in these bands. The device must sense for radar signals at 100 percent of its emission bandwidth. The minimum DFS detection threshold for devices with a maximum e.i.r.p. of 200 mW to 1 W is -64 dBm. For devices that operate with less than 200 mW e.i.r.p. and a power spectral density of less than 10 dBm in a 1 MHz band, the minimum detection threshold is -62 dBm. The detection threshold is the received power averaged over 1 microsecond referenced to a 0 dBi antenna. For the initial channel setting, the manufacturers shall be permitted to provide for either random channel selection or manual channel selection.

(i) Operational Modes. The DFS requirement applies to the following operational modes:

- (A) The requirement for channel availability check time applies in the master operational mode.
- (B) The requirement for channel move time applies in both the master and slave operational modes.

(ii) Channel Availability Check Time. A U-NII device shall check if there is a radar system already operating on the channel before it can initiate a transmission on a channel and when it has to move to a new channel. The U-NII device may start using the channel if no radar signal with a power level greater than the interference threshold values listed in paragraph (h)(2) of this section, is detected within 60 seconds.

(iii) Channel Move Time. After a radar's presence is detected, all transmissions shall cease on the operating channel within 10 seconds. Transmissions during this period shall consist of normal traffic for a maximum of 200 ms after detection of the radar signal. In addition, intermittent management and control signals can be sent during the remaining time to facilitate vacating the operating channel.

(iv) Non-occupancy Period. A channel that has been flagged as containing a radar system, either by a channel availability check or in-service monitoring, is subject to a non-occupancy period of at least 30 minutes. The non-occupancy period starts at the time when the radar system is detected.

Table 1: Applicability of DFS Requirements Prior to Use of a Channel

Requirement	Operational Mode		
	Master	Client Without Radar Detection	Client With Radar Detection
<i>Non-Occupancy Period</i>	Yes	Not required	Yes
<i>DFS Detection Threshold</i>	Yes	Not required	Yes
<i>Channel Availability Check Time</i>	Yes	Not required	Not required
<i>U-NII Detection Bandwidth</i>	Yes	Not required	Yes

Table 2: Applicability of DFS requirements during normal operation

Requirement	Operational Mode	
	Master Device or Client with Radar Detection	Client Without Radar Detection
<i>DFS Detection Threshold</i>	Yes	Not required
<i>Channel Closing Transmission Time</i>	Yes	Yes
<i>Channel Move Time</i>	Yes	Yes
<i>U-NII Detection Bandwidth</i>	Yes	Not required

Additional requirements for devices with multiple bandwidth modes	Master Device or Client with Radar Detection	Client Without Radar Detection
<i>U-NII Detection Bandwidth and Statistical Performance Check</i>	All BW modes must be tested	Not required
<i>Channel Move Time and Channel Closing Transmission Time</i>	Test using widest BW mode available	Test using the widest BW mode available for the link
<i>All other tests</i>	Any single BW mode	Not required

Note: Frequencies selected for statistical performance check (Section 7.8.4) should include several frequencies within the radar detection bandwidth and frequencies near the edge of the radar detection bandwidth. For 802.11 devices it is suggested to select frequencies in each of the bonded 20 MHz channels and the channel center frequency.

Table 3: DFS Detection Thresholds for Master Devices and Client Devices with Radar Detection

Maximum Transmit Power	Value (See Notes 1, 2, and 3)
EIRP \geq 200 milliwatt	-64 dBm
EIRP < 200 milliwatt and power spectral density < 10 dBm/MHz	-62 dBm
EIRP < 200 milliwatt that do not meet the power spectral density requirement	-64 dBm
<p>Note 1: This is the level at the input of the receiver assuming a 0 dBi receive antenna.</p> <p>Note 2: Throughout these test procedures an additional 1 dB has been added to the amplitude of the test transmission waveforms to account for variations in measurement equipment. This will ensure that the test signal is at or above the detection threshold level to trigger a DFS response.</p> <p>Note 3: EIRP is based on the highest antenna gain. For MIMO devices refer to KDB Publication 662911 D01.</p>	

Table 4: DFS Response Requirement Values

Parameter	Value
<i>Non-occupancy period</i>	Minimum 30 minutes
<i>Channel Availability Check Time</i>	60 seconds
<i>Channel Move Time</i>	10 seconds See Note 1.
<i>Channel Closing Transmission Time</i>	200 milliseconds + an aggregate of 60 milliseconds over remaining 10 second period. See Notes 1 and 2.
<i>U-NII Detection Bandwidth</i>	Minimum 100% of the U-NII 99% transmission power bandwidth. See Note 3.
<p>Note 1: <i>Channel Move Time</i> and the <i>Channel Closing Transmission Time</i> should be performed with Radar Type 0. The measurement timing begins at the end of the Radar Type 0 burst.</p> <p>Note 2: The <i>Channel Closing Transmission Time</i> is comprised of 200 milliseconds starting at the beginning of the <i>Channel Move Time</i> plus any additional intermittent control signals required to facilitate a <i>Channel</i> move (an aggregate of 60 milliseconds) during the remainder of the 10 second period. The aggregate duration of control signals will not count quiet periods in between transmissions.</p> <p>Note 3: During the <i>U-NII Detection Bandwidth</i> detection test, radar type 0 should be used. For each frequency step the minimum percentage of detection is 90 percent. Measurements are performed with no data traffic.</p>	

Table 5 – Short Pulse Radar Test Waveforms

Radar Type	Pulse Width (µsec)	PRI (µsec)	Number of Pulses	Minimum Percentage of Successful Detection	Minimum Number of Trials
0	1	1428	18	See Note 1	See Note 1
1	1	Test A: 15 unique PRI values randomly selected from the list of 23 PRI values in Table 5a	Roundup $\left\{ \left(\frac{1}{360} \right) \cdot \left(\frac{19 \cdot 10^6}{\text{PRI}_{\mu\text{sec}}} \right) \right\}$	60%	30
		Test B: 15 unique PRI values randomly selected within the range of 518-3066 µsec, with a minimum increment of 1 µsec, excluding PRI values selected in Test A			
2	1-5	150-230	23-29	60%	30
3	6-10	200-500	16-18	60%	30
4	11-20	200-500	12-16	60%	30
Aggregate (Radar Types 1-4)				80%	120
Note 1: Short Pulse Radar Type 0 should be used for the detection bandwidth test, channel move time, and channel closing time tests.					

Table 6 – Long Pulse Radar Test Waveform

Radar Type	Pulse Width (µsec)	Chirp Width (MHz)	PRI (µsec)	Number of Pulses per Burst	Number of Bursts	Minimum Percentage of Successful Detection	Minimum Number of Trials
5	50-100	5-20	1000-2000	1-3	8-20	80%	30

Table 7 – Frequency Hopping Radar Test Waveform

Radar Type	Pulse Width (µsec)	PRI (µsec)	Pulses per Hop	Hopping Rate (kHz)	Hopping Sequence Length (msec)	Minimum Percentage of Successful Detection	Minimum Number of Trials
6	1	333	9	0.333	300	70%	30

1.2 DFS Detection Thresholds

1.2.1 Test procedures

Test as per KDB905462 D02 section 7.5, and this product is a master device.

The radar test signal level is set at the Master Device, or the Client Device with In-Service Monitoring, as appropriate for the particular test. This device is known as the Radar Detection Device (RDD). The RDD consists of the applicable device and the device antenna assembly that has the lowest antenna assembly gain of all available antenna assemblies. Depending on the UUT, the following configurations exist:

- 1) When the Master Device is the UUT, the Master Device is the RDD.
- 2) When a Client Device without Radar Detection is the UUT, the Master Device is the RDD.
- 3) When a Client Device with Radar Detection is the UUT, and is tested for response to the Master Device detections, the Master Device is the RDD.
- 4) When a Client Device with Radar Detection is the UUT, and is tested for independent response to detections by the Client Device, the Client Device is the RDD.

A spectrum analyzer is used to establish the test signal level for each radar type. During this process, there are no transmissions by either the Master Device or Client Device. The spectrum analyzer is switched to the zero span (time domain) mode at the frequency of the Radar Waveform generator. The peak detector function of the spectrum analyzer is utilized. The spectrum analyzer resolution bandwidth (RBW) and video bandwidth (VBW) are set to at least 3 MHz.

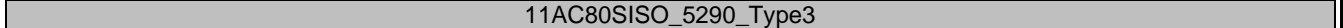
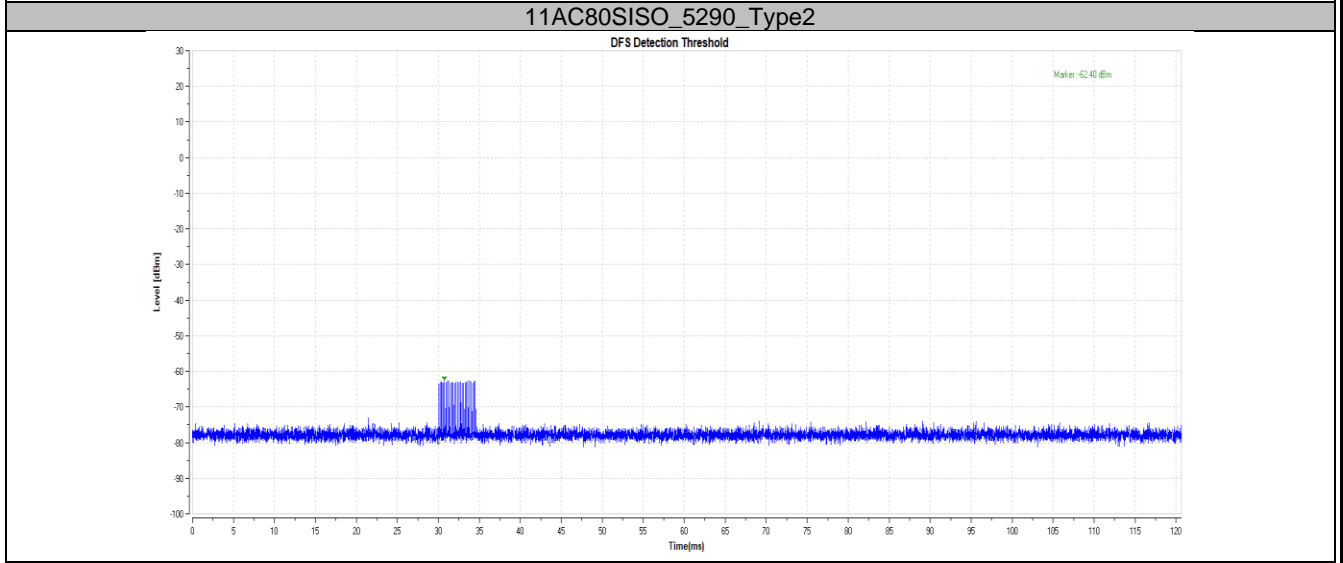
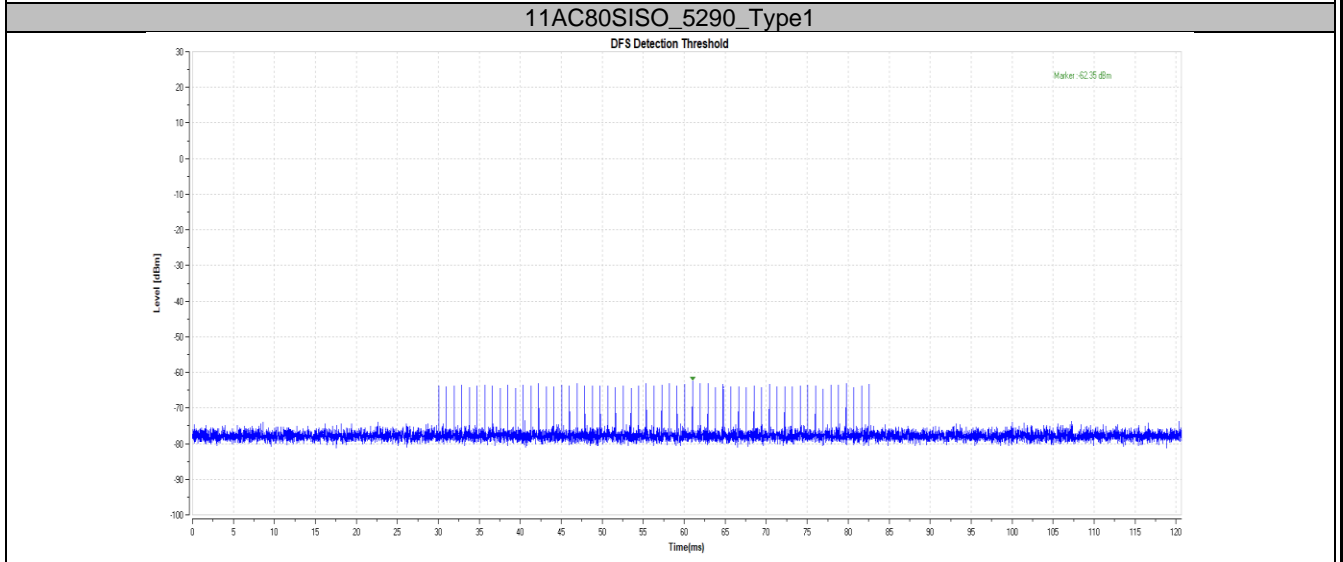
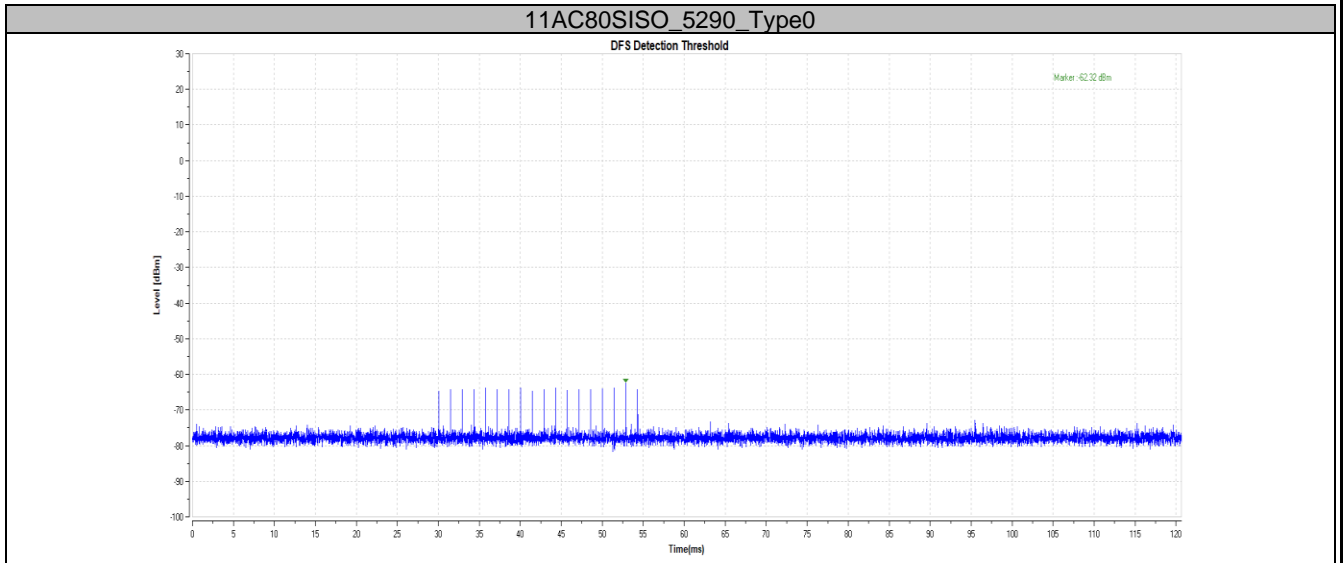
The signal generator amplitude and/or step attenuators are set so that the power level measured at the spectrum analyzer is equal to the DFS Detection Threshold that is required for the tests. The signal generator and attenuator settings are recorded for use during the test.

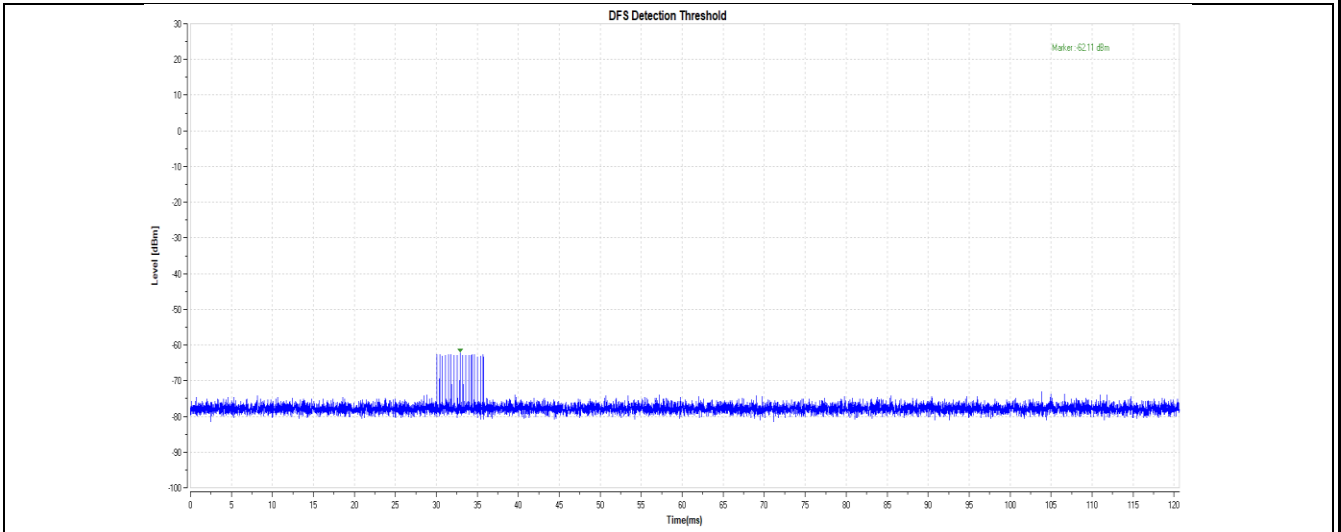
Data demonstrating that the test signal level is correctly set for each radar type (0-6) will be recorded and reported.

1.2.2 Test Result

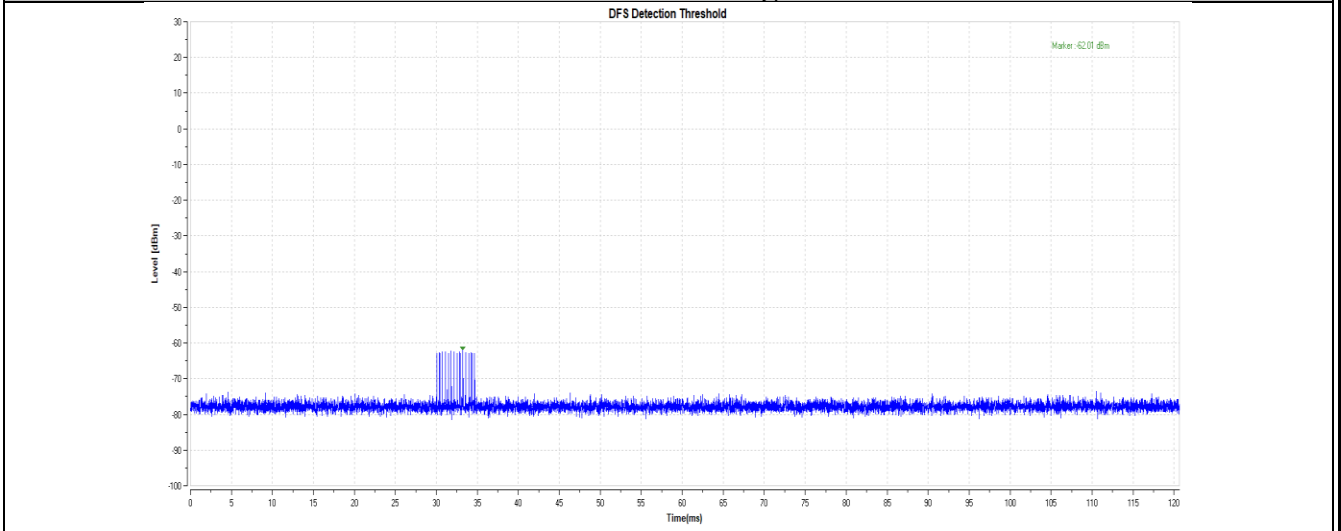
TestMode	Frequency[dbm]	Radar Type	Result	Limit[dbm]	Verdict
11AC80SISO	5290	Type0	-62.32	-62.00	PASS
		Type1	-62.35	-62.00	PASS
		Type2	-62.40	-62.00	PASS
		Type3	-62.11	-62.00	PASS
		Type4	-62.01	-62.00	PASS
		Type5	-62.03	-62.00	PASS
		Type6	-62.08	-62.00	PASS
	5530	Type0	-62.34	-62.00	PASS
		Type1	-62.07	-62.00	PASS
		Type2	-62.37	-62.00	PASS
		Type3	-62.28	-62.00	PASS
		Type4	-62.17	-62.00	PASS
		Type5	-62.36	-62.00	PASS
		Type6	-62.36	-62.00	PASS

1.2.3 Test Graphs

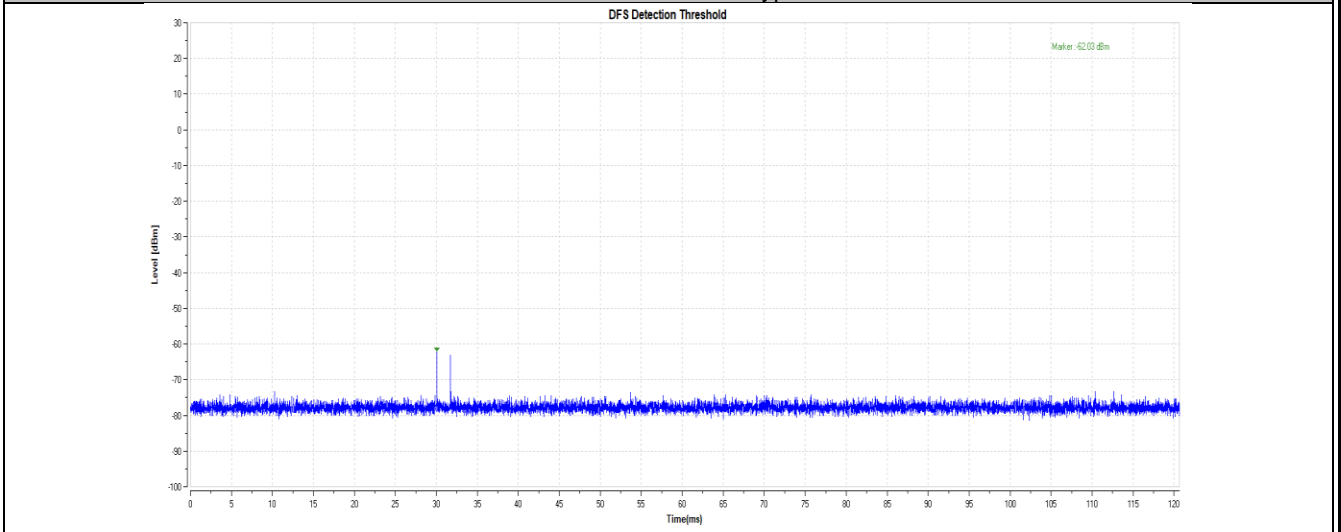




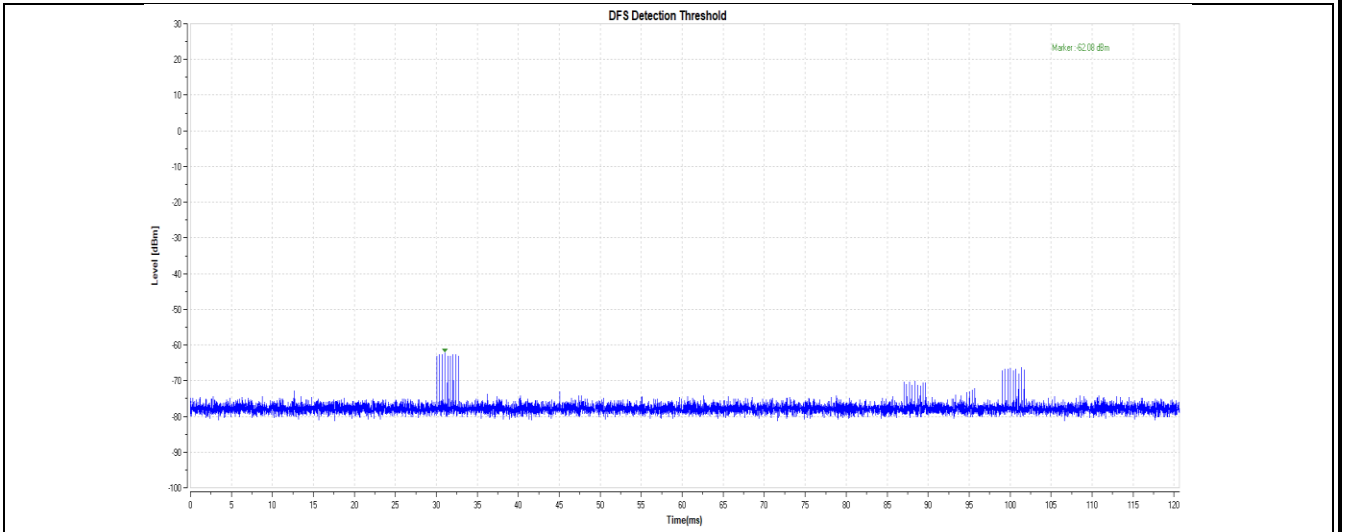
11AC80SISO_5290_Type4



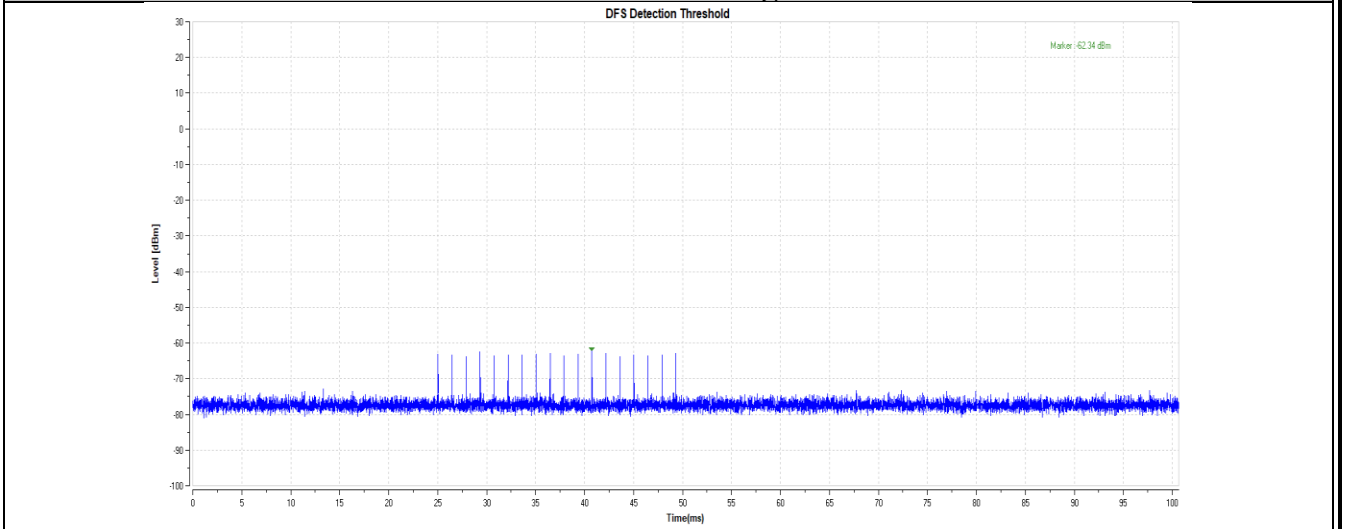
11AC80SISO_5290_Type5



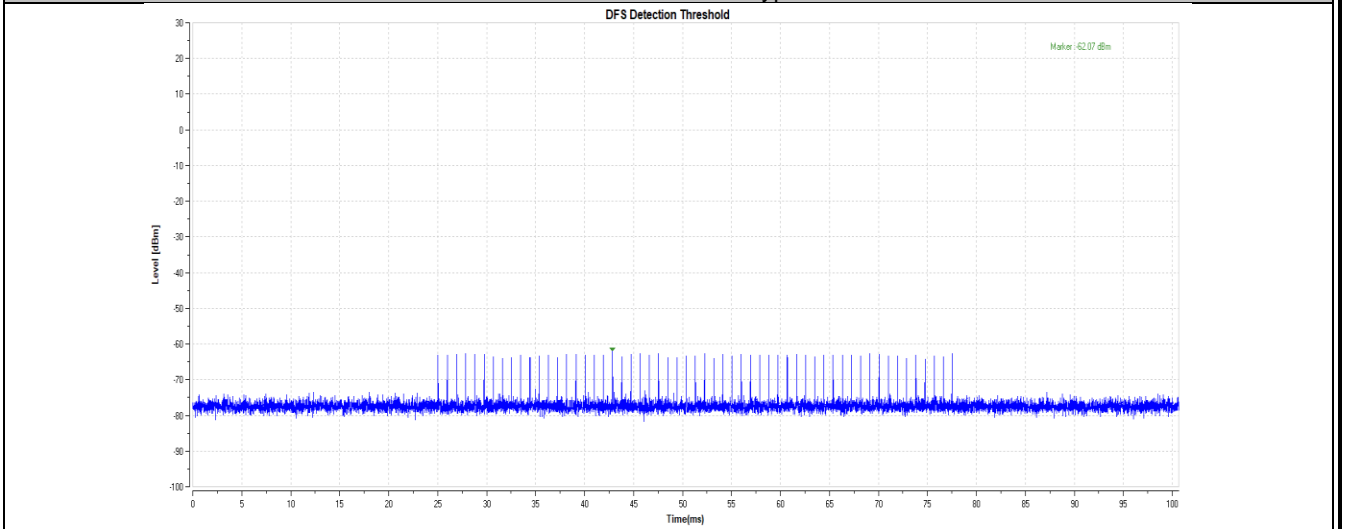
11AC80SISO_5290_Type6



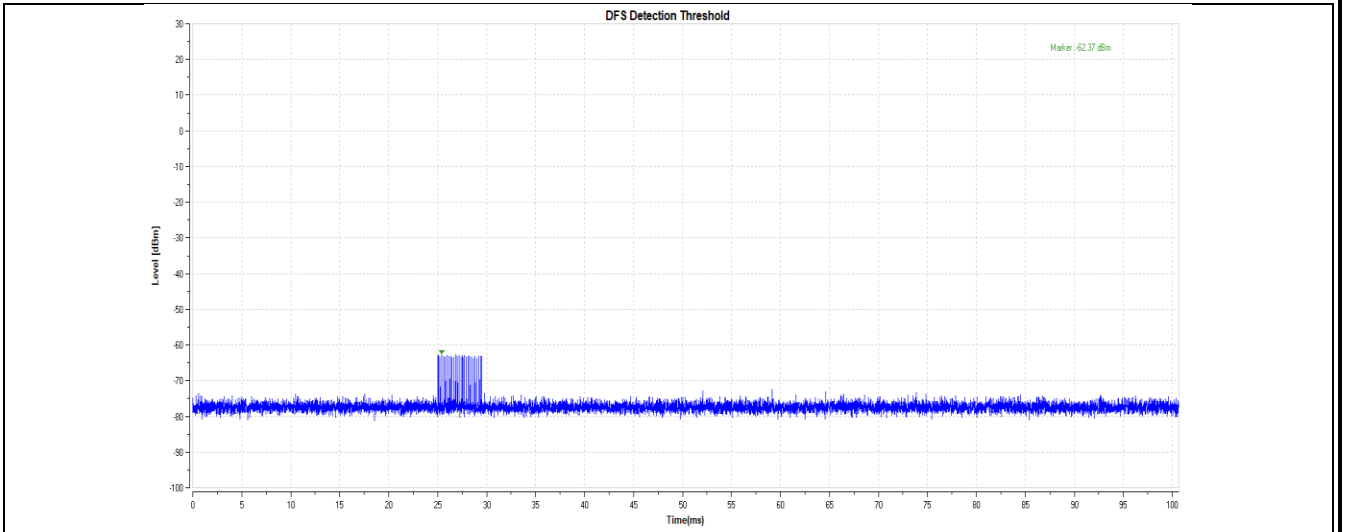
11AC80SISO_5530_Type0



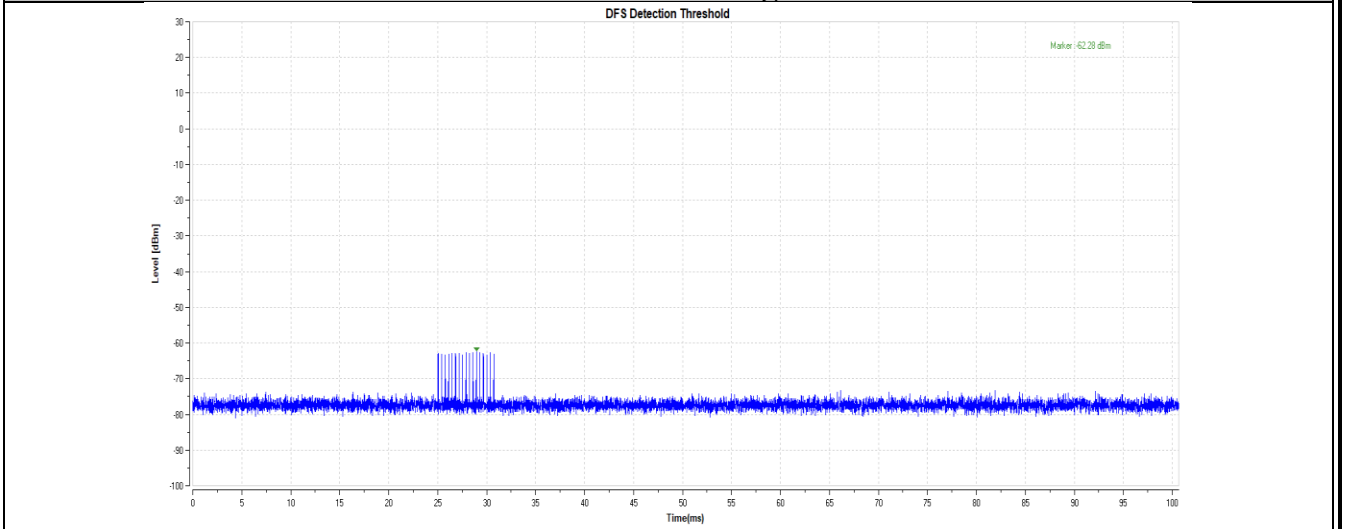
11AC80SISO_5530_Type1



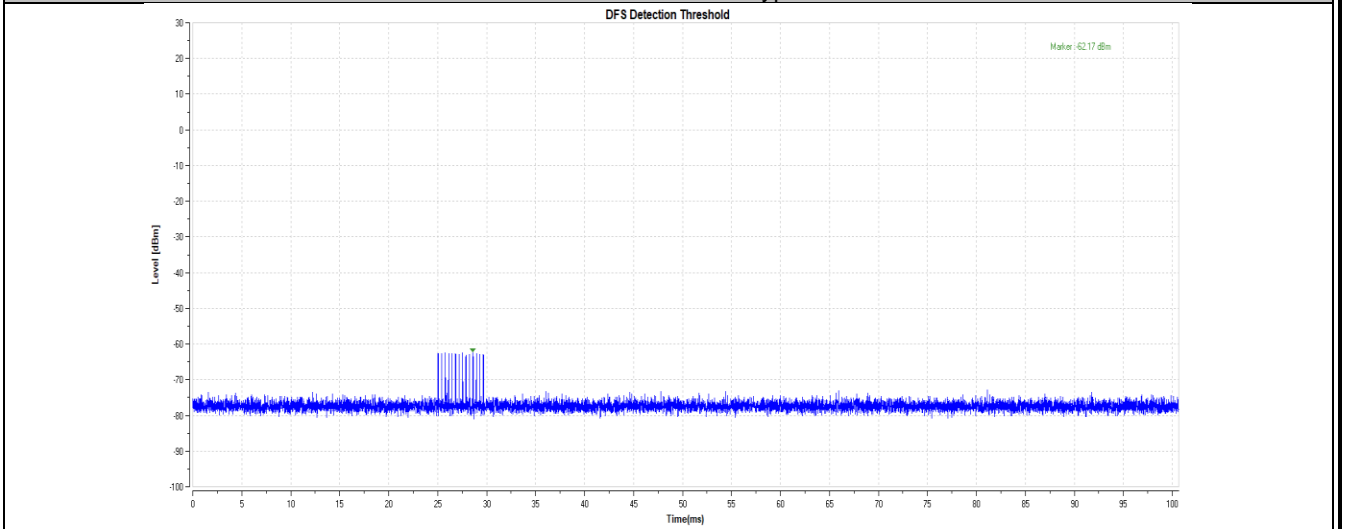
11AC80SISO_5530_Type2



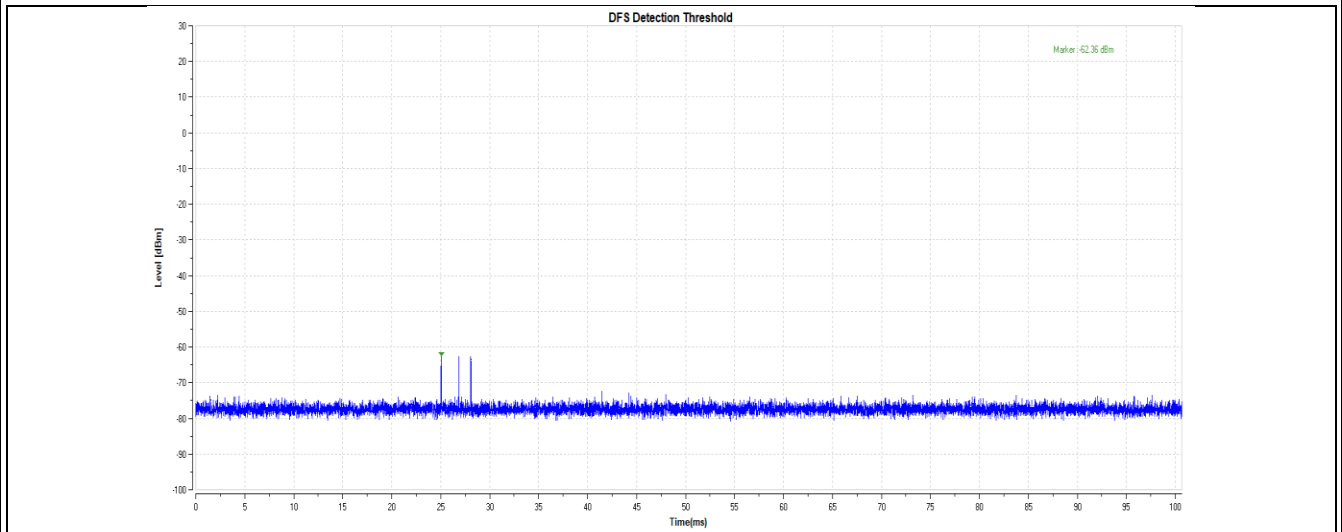
11AC80SISO_5530_Type3



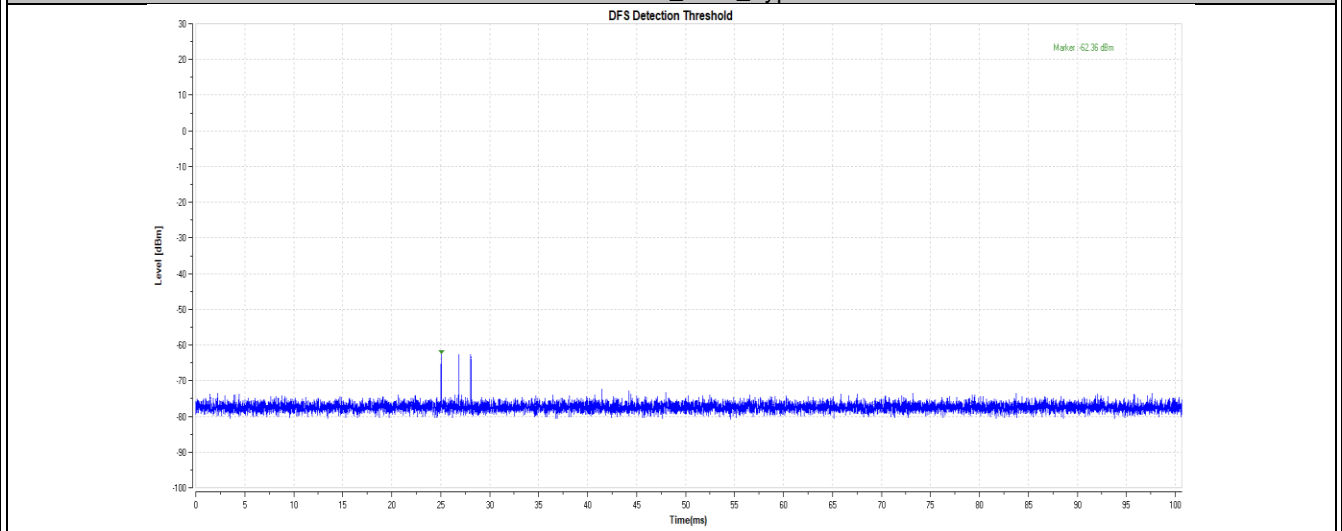
11AC80SISO_5530_Type4



11AC80SISO_5530_Type5



11AC80SISO_5530_Type6



1.3 Channel Availability Check Time

1.3.1 Test Procedures

Test as per KDB905462 D02 section 7.8.2.

The following tests must be performed for U-NII device certification: Initial *Channel Startup Check* with a radar *Burst* at start of *Channel Availability Check* and with a radar *Burst* at end of *Channel Availability Check*; *In-Service Monitoring*; and the 30 minute *Non-Occupancy Period*.

7.8.2.1 Initial Channel Availability Check Time

The Initial *Channel Availability Check Time* tests that the UUT does not emit beacon, control, or data signals on the test *Channel* until the power-up sequence has been completed and the U-NII device checks for *Radar Waveforms* for one minute on the test *Channel*. This test does not use any *Radar Waveforms* and only needs to be performed one time.

- a) The U-NII devices will be powered on and be instructed to operate on the appropriate U-NII *Channel* that must incorporate DFS functions. At the same time the UUT is powered on, the spectrum analyzer will be set to zero span mode with a 3 MHz RBW and 3 MHz VBW on the *Channel* occupied by the radar (Ch_r) with a 2.5 minute sweep time. The spectrum analyzer's sweep will be started at the same time power is applied to the U-NII device.
- b) The UUT should not transmit any beacon or data transmissions until at least 1 minute after the completion of the power-on cycle.
- c) Confirm that the UUT initiates transmission on the channel
This measurement can be used to determine the length of the power-on cycle if it is not supplied by the manufacturer. If the spectrum analyzer sweep is started at the same time the UUT is powered on and the UUT does not begin transmissions until it has completed the cycle, the power-on time can be determined by comparing the two times.

7.8.2.2 Radar Burst at the Beginning of the Channel Availability Check Time

The steps below define the procedure to verify successful radar detection on the test *Channel* during a period equal to the *Channel Availability Check Time* and avoidance of operation on that *Channel* when a radar *Burst* with a level equal to the *DFS Detection Threshold* + 1 dB occurs at the beginning of the *Channel Availability Check Time*. This is illustrated in **Figure 15**.

- a) The *Radar Waveform* generator and UUT are connected using the applicable test setup described in the sections on configuration for Conducted Tests (7.2) or Radiated Tests (7.3) and the power of the UUT is switched off.
- b) The UUT is powered on at T_0 . T_1 denotes the instant when the UUT has completed its power-up sequence ($T_{\text{power_up}}$). The *Channel Availability Check Time* commences on Ch_r at instant T_1 and will end no sooner than $T_1 + T_{\text{ch_avail_check}}$.
- c) A single *Burst* of one of the Short Pulse Radar Types 0-4 will commence within a 6 second window starting at T_1 . An additional 1 dB is added to the radar test signal to ensure it is at or above the *DFS Detection Threshold*, accounting for equipment variations/errors.
- d) Visual indication or measured results on the UUT of successful detection of the radar *Burst* will be recorded and reported. Observation of Ch_r for UUT emissions will continue for 2.5 minutes after the radar *Burst* has been generated.
- e) Verify that during the 2.5 minute measurement window no UUT transmissions occurred on Ch_r . The *Channel Availability Check* results will be recorded.

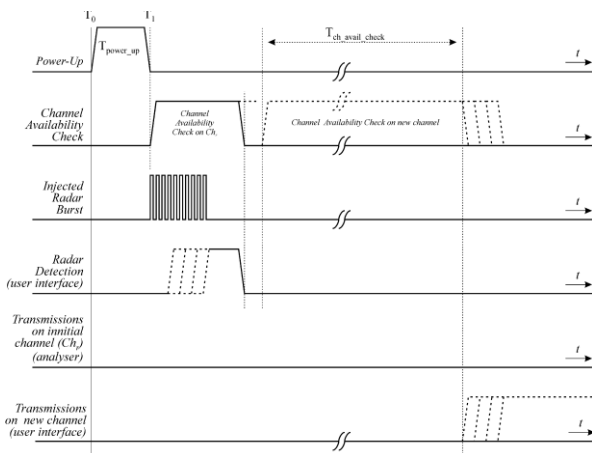


Figure 15: Example of timing for radar testing at the beginning of the Channel Availability Check Time

7.8.2.3 Radar Burst at the End of the Channel Availability Check Time

The steps below define the procedure to verify successful radar detection on the test *Channel* during a period equal to the *Channel Availability Check Time* and avoidance of operation on that *Channel* when a radar *Burst* with a level equal to the *DFS Detection Threshold* + 1dB occurs at the end of the *Channel Availability Check Time*. This is illustrated in **Figure 16**.

- a) The *Radar Waveform* generator and UUT are connected using the applicable test setup described in the sections for Conducted Tests (7.2) or Radiated Tests (7.3) and the power of the UUT is switched off.
- b) The UUT is powered on at T_0 . T_1 denotes the instant when the UUT has completed its power-up sequence ($T_{\text{power_up}}$). The *Channel Availability Check Time* commences on Ch_r at instant T_1 and will end no sooner than $T_1 + T_{\text{ch_avail_check}}$.
- c) A single *Burst* of one of the Short Pulse Radar Types 0-4 will commence within a 6 second window starting at $T_1 + 54$ seconds. An additional 1 dB is added to the radar test signal to ensure it is at or above the *DFS Detection Threshold*, accounting for equipment variations/errors.
- d) Visual indication or measured results on the UUT of successful detection of the radar *Burst* will be recorded and reported. Observation of Ch_r for UUT emissions will continue for 2.5 minutes after the radar *Burst* has been generated.
- e) Verify that during the 2.5 minute measurement window no UUT transmissions occurred on Ch_r . The *Channel Availability Check* results will be recorded.

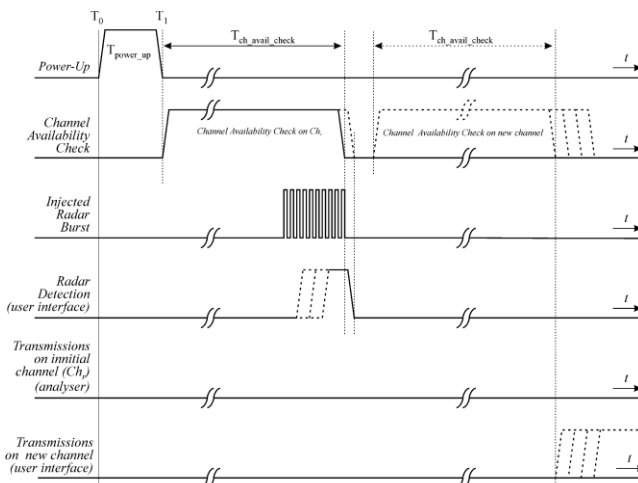


Figure 16: Example of timing for radar testing towards the end of the Channel Availability Check Time

1.3.2 Test Result

TestMode	Frequency[MHz]	Result	Verdict
11AC80SISO	5290	See test Graph	PASS
	5530	See test Graph	PASS

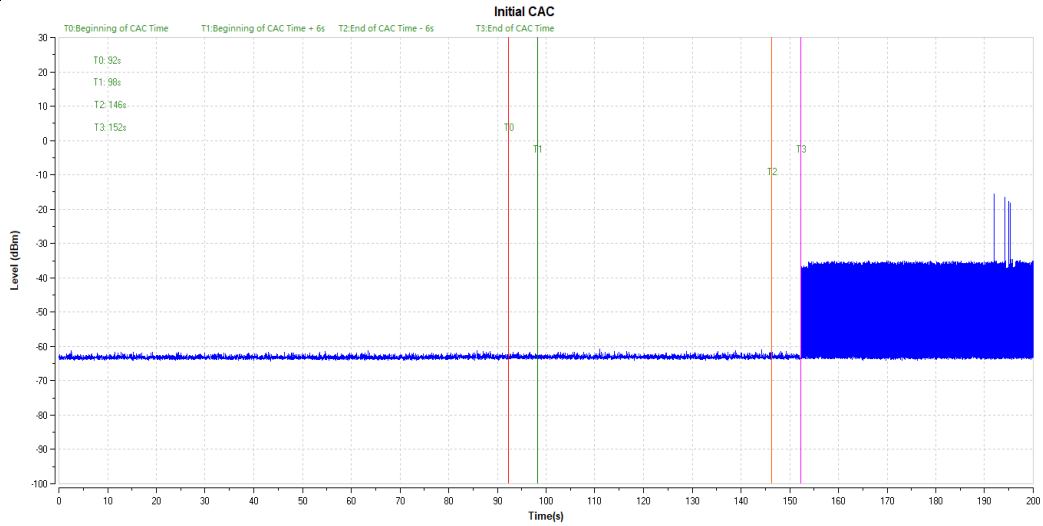
TestMode	Frequency[MHz]	Result	Verdict
11AC80SISO	5290	See test Graph	PASS
	5530	See test Graph	PASS

TestMode	Frequency[MHz]	Result	Verdict
11AC80SISO	5290	See test Graph	PASS
	5530	See test Graph	PASS

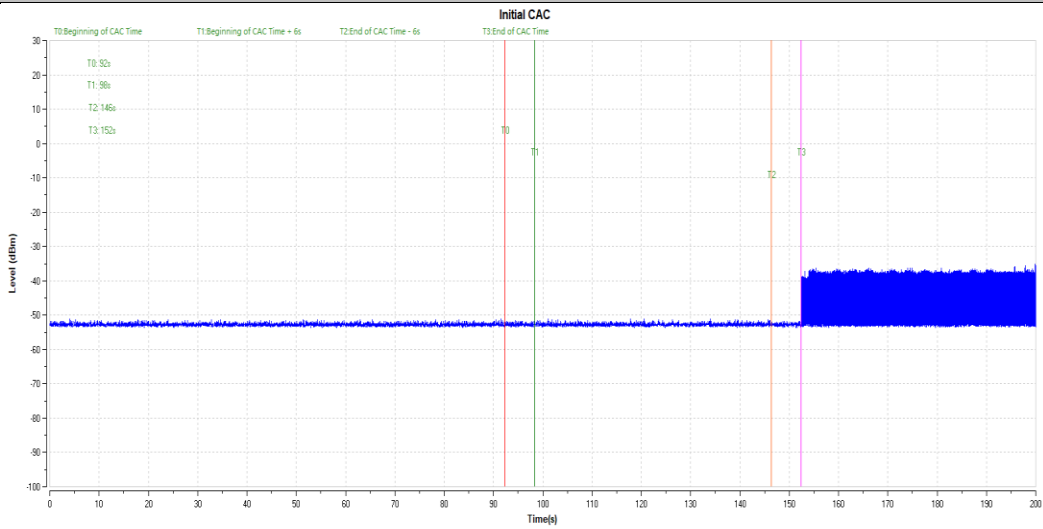
1.3.3 Test Graphs

Initial Channel Availability Check Time

11AC80SISO_5290

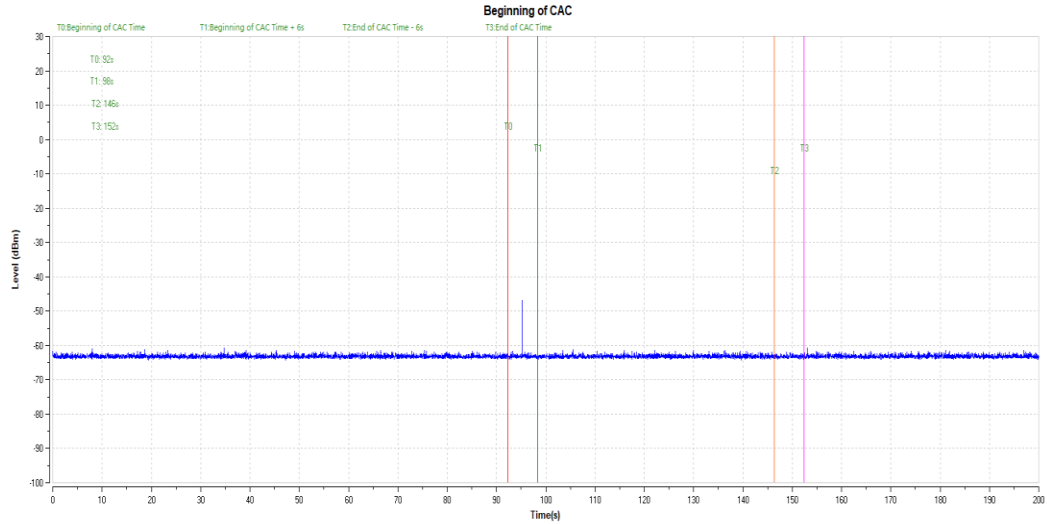


11AC80SISO_5530

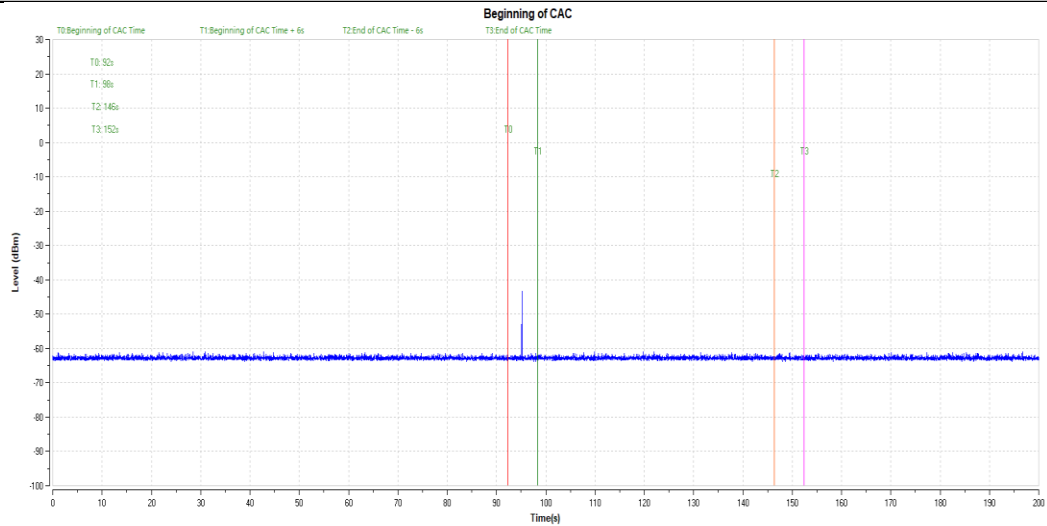


Beginning of Channel Availability Check Time

11AC80SISO_5290

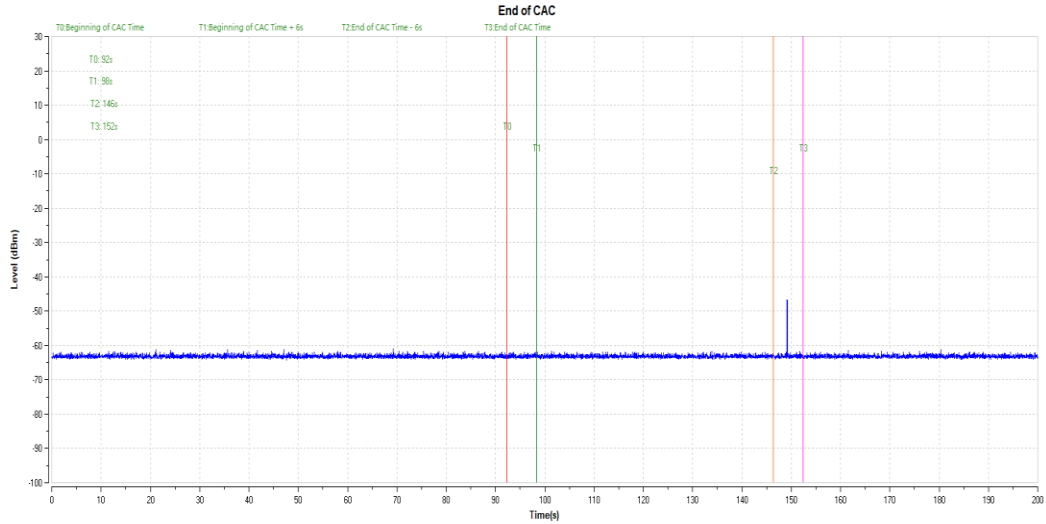


11AC80SISO_5530

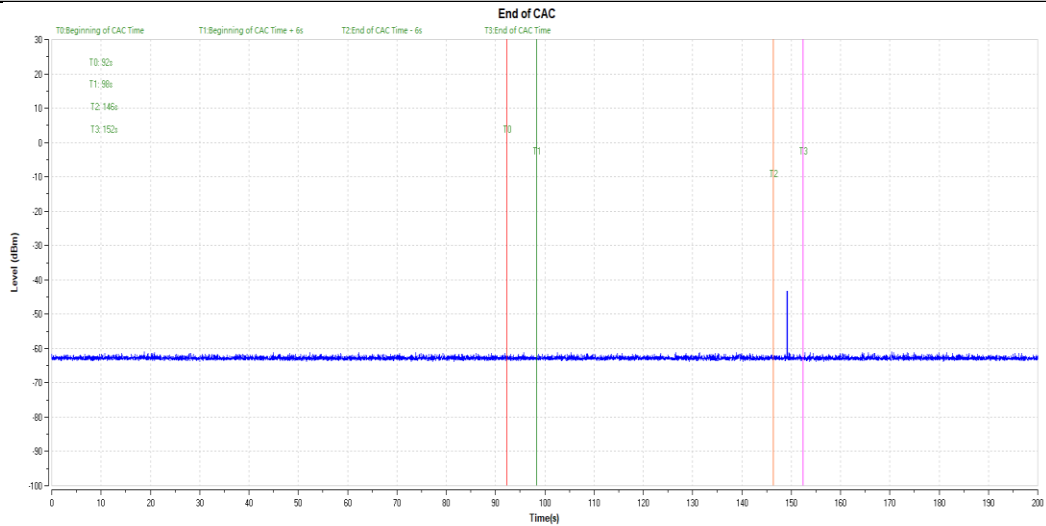


End of Channel Availability Check Time

11AC80SISO_5290



11AC80SISO_5530



1.4 Channel Move Time and Channel Closing Transmission Time

1.4.1 Test Procedures

Test as per KDB905462 D02 section 7.8.3.

These tests define how the following DFS parameters are verified during *In-Service Monitoring*;
- *Channel Closing Transmission Time*; *Channel Move Time*; *Non-Occupancy Period*

The steps below define the procedure to determine the above mentioned parameters when a radar *Burst* with a level equal to the *DFS Detection Threshold* + 1dB is generated on the *Operating Channel* of the U-NII device (*In-Service Monitoring*).

a) One frequency will be chosen from the *Operating Channels* of the UUT within the 5250-5350 MHz or 5470-5725 MHz bands. For 802.11 devices, the test frequency must contain control signals. This can be verified by disabling channel loading and monitoring the spectrum analyzer. If no control signals are detected, another frequency must be selected within the emission bandwidth where control signals are detected.

b) In case the UUT is a U-NII device operating as a *Client Device* (with or without DFS), a U-NII device operating as a *Master Device* will be used to allow the UUT (Client device) to *Associate* with the *Master Device*. In case the UUT is a *Master Device*, a U-NII device operating as a *Client Device* will be used and it is assumed that the Client will *Associate* with the UUT (Master). In both cases for conducted tests, the *Radar Waveform* generator will be connected to the *Master Device*. For radiated tests, the emissions of the *Radar Waveform* generator will be directed towards the *Master Device*. If the *Master Device* has antenna gain, the main beam of the antenna will be directed toward the radar emitter. Vertical polarization is used for testing.

c) Stream the channel loading test file from the *Master Device* to the *Client Device* on the test *Channel* for the entire period of the test.

d) At time T_0 the *Radar Waveform* generator sends a *Burst* of pulses for one of the Radar Type 0 in **Table 5** at levels defined in **Table 3**, on the *Operating Channel*. An additional 1 dB is added to the radar test signal to ensure it is at or above the *DFS Detection Threshold*, accounting for equipment variations/errors.

e) Observe the transmissions of the UUT at the end of the radar *Burst* on the *Operating Channel* for duration greater than 10 seconds. Measure and record the transmissions from the UUT during the observation time (*Channel Move Time*). Measure and record the *Channel Move Time* and *Channel Closing Transmission Time* if radar detection occurs. **Figure 17** illustrates *Channel Closing Transmission Time*.

f) When operating as a *Master Device*, monitor the UUT for more than 30 minutes following instant T_2 to verify that the UUT does not resume any transmissions on this *Channel*. Perform this test once and record the measurement result.

g) In case the UUT is a U-NII device operating as a *Client Device* with *In-Service Monitoring*, perform steps a) to f).

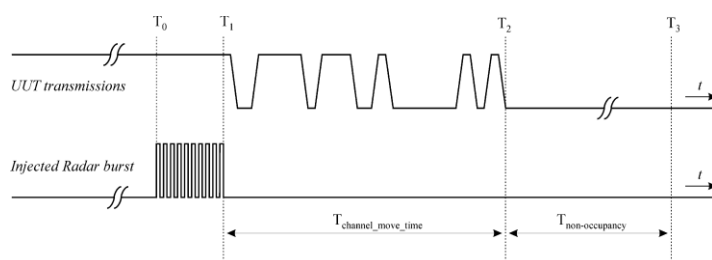


Figure 17: Example of Channel Closing Transmission Time & Channel Closing Time

1.4.2 Results

Master mode:

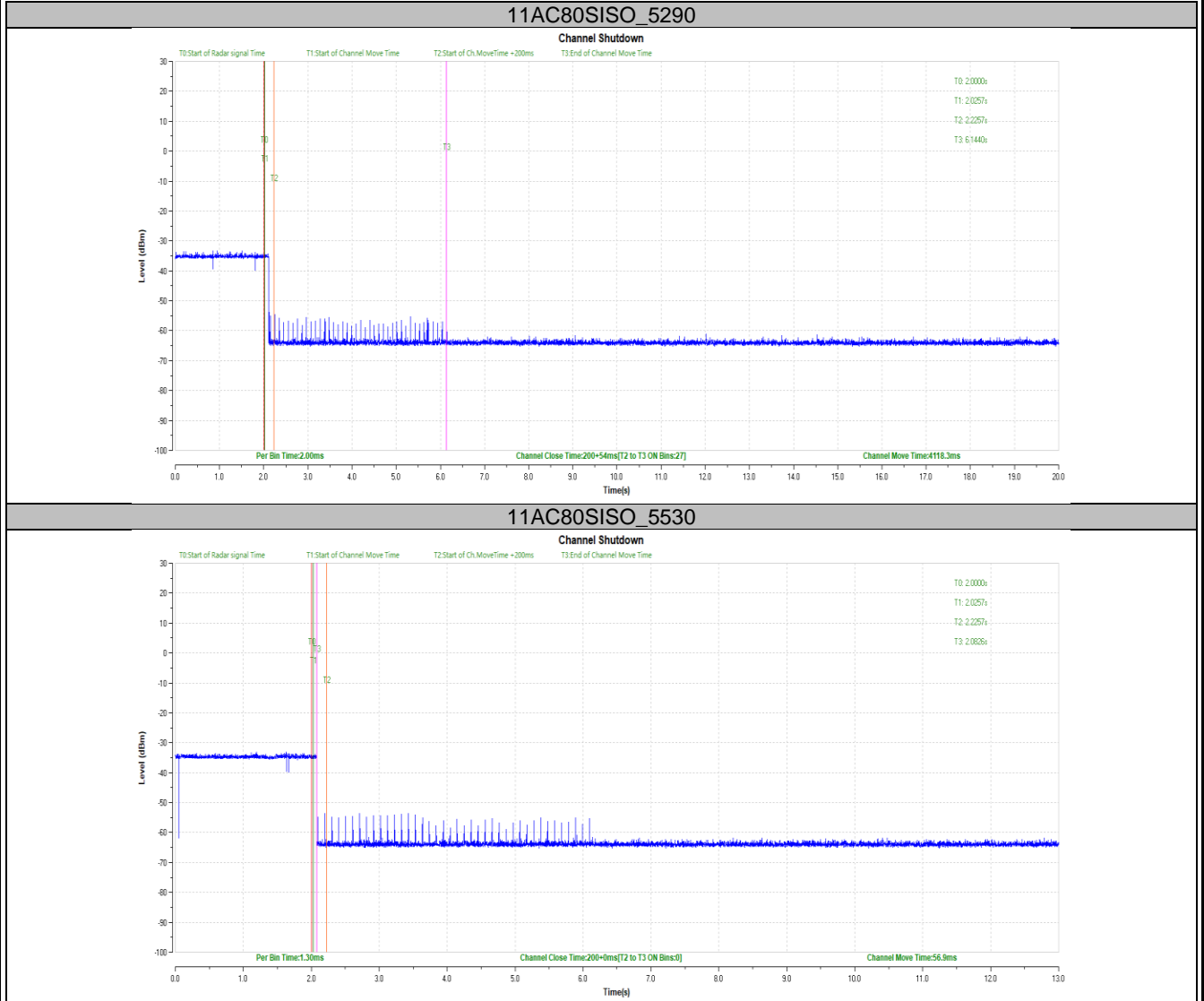
TestMode	Frequency[MHz]	CCTT[ms]	Limit[ms]	CMT[ms]	Limit[ms]	Verdict
11AC80SISO	5290	200+54	200+60	4118.3	10000	PASS
	5530	200+0	200+60	56.9	10000	PASS

Client mode:

TestMode	Frequency[MHz]	CCTT[ms]	Limit[ms]	CMT[ms]	Limit[ms]	Verdict
11AC80SISO	5290	200+0	200+60	0	10000	PASS
	5530	200+0	200+60	0	10000	PASS

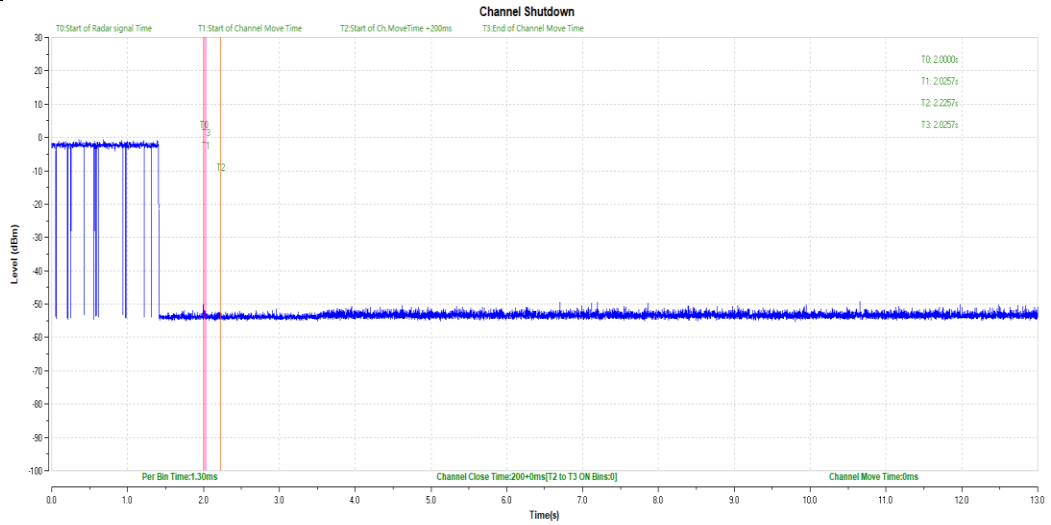
1.4.3 Test Graphs

Master mode:

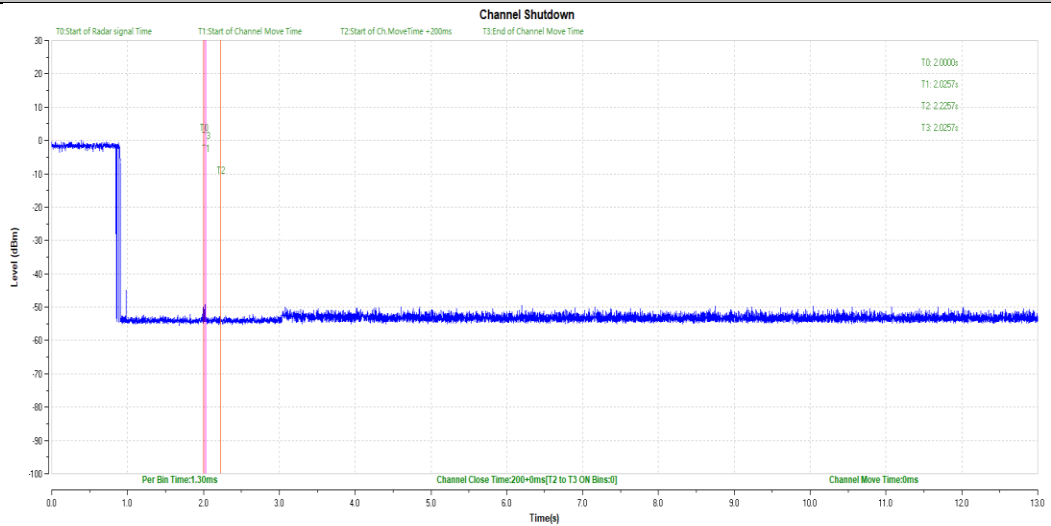


Client mode:

11AC80SISO_5290



11AC80SISO_5530



1.5 Non-Occupancy Period

1.5.1 Test Procedures

Test as per KDB905462 D02 section 7.8.3.

These tests define how the following DFS parameters are verified during *In-Service Monitoring*;
 - *Channel Closing Transmission Time*; *Channel Move Time*; *Non-Occupancy Period*

The steps below define the procedure to determine the above mentioned parameters when a radar *Burst* with a level equal to the *DFS Detection Threshold* + 1dB is generated on the *Operating Channel* of the U-NII device (*In-Service Monitoring*).

a) One frequency will be chosen from the *Operating Channels* of the UUT within the 5250-5350 MHz or 5470-5725 MHz bands. For 802.11 devices, the test frequency must contain control signals. This can be verified by disabling channel loading and monitoring the spectrum analyzer. If no control signals are detected, another frequency must be selected within the emission bandwidth where control signals are detected.

b) In case the UUT is a U-NII device operating as a *Client Device* (with or without DFS), a U-NII device operating as a *Master Device* will be used to allow the UUT (Client device) to *Associate* with the *Master Device*. In case the UUT is a *Master Device*, a U-NII device operating as a *Client Device* will be used and it is assumed that the Client will *Associate* with the UUT (Master). In both cases for conducted tests, the *Radar Waveform* generator will be connected to the *Master Device*. For radiated tests, the emissions of the *Radar Waveform* generator will be directed towards the *Master Device*. If the *Master Device* has antenna gain, the main beam of the antenna will be directed toward the radar emitter. Vertical polarization is used for testing.

c) Stream the channel loading test file from the *Master Device* to the *Client Device* on the test *Channel* for the entire period of the test.

d) At time T_0 the *Radar Waveform* generator sends a *Burst* of pulses for one of the Radar Type 0 in **Table 5** at levels defined in **Table 3**, on the *Operating Channel*. An additional 1 dB is added to the radar test signal to ensure it is at or above the *DFS Detection Threshold*, accounting for equipment variations/errors.

e) Observe the transmissions of the UUT at the end of the radar *Burst* on the *Operating Channel* for duration greater than 10 seconds. Measure and record the transmissions from the UUT during the observation time (*Channel Move Time*). Measure and record the *Channel Move Time* and *Channel Closing Transmission Time* if radar detection occurs. **Figure 17** illustrates *Channel Closing Transmission Time*.

f) When operating as a *Master Device*, monitor the UUT for more than 30 minutes following instant T_2 to verify that the UUT does not resume any transmissions on this *Channel*. Perform this test once and record the measurement result.

g) In case the UUT is a U-NII device operating as a *Client Device* with *In-Service Monitoring*, perform steps a) to f).

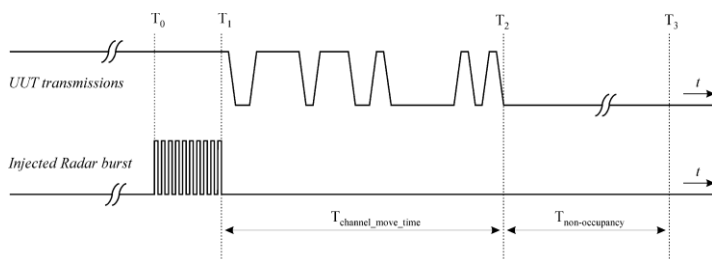


Figure 17: Example of Channel Closing Transmission Time & Channel Closing Time

1.5.2 Test Result

Master mode:

TestMode	Frequency[MHz]	Result	Limit[s]	Verdict
11AC80SISO	5290	see test graph	≥1800	PASS
	5530	see test graph	≥1800	PASS

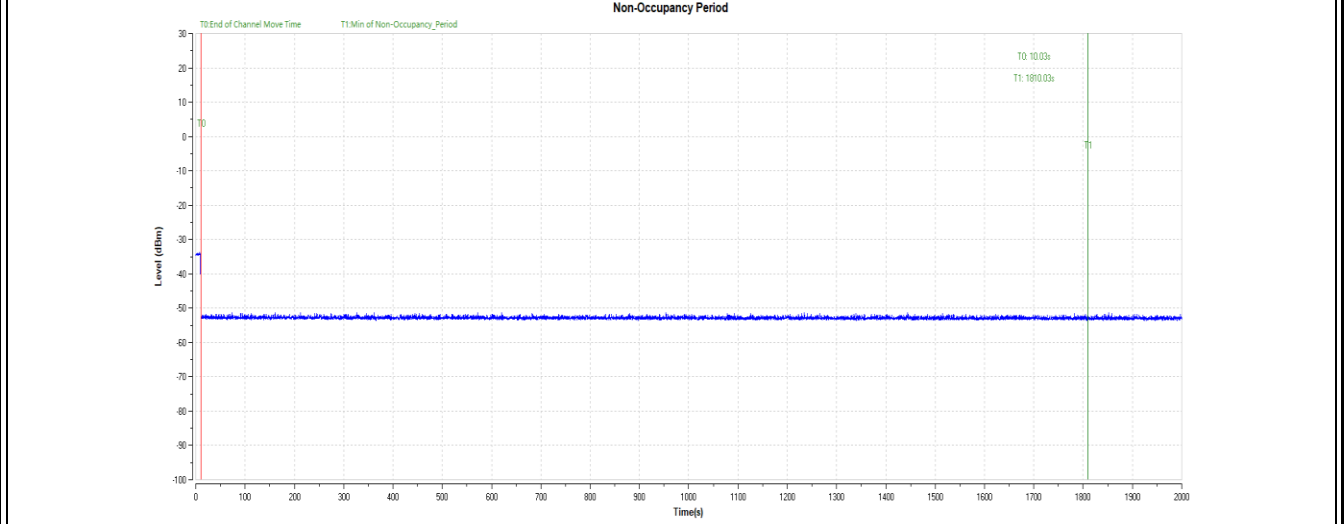
Client mode:

TestMode	Frequency[MHz]	Result	Limit[s]	Verdict
11AC80SISO	5290	see test graph	≥1800	PASS
	5530	see test graph	≥1800	PASS

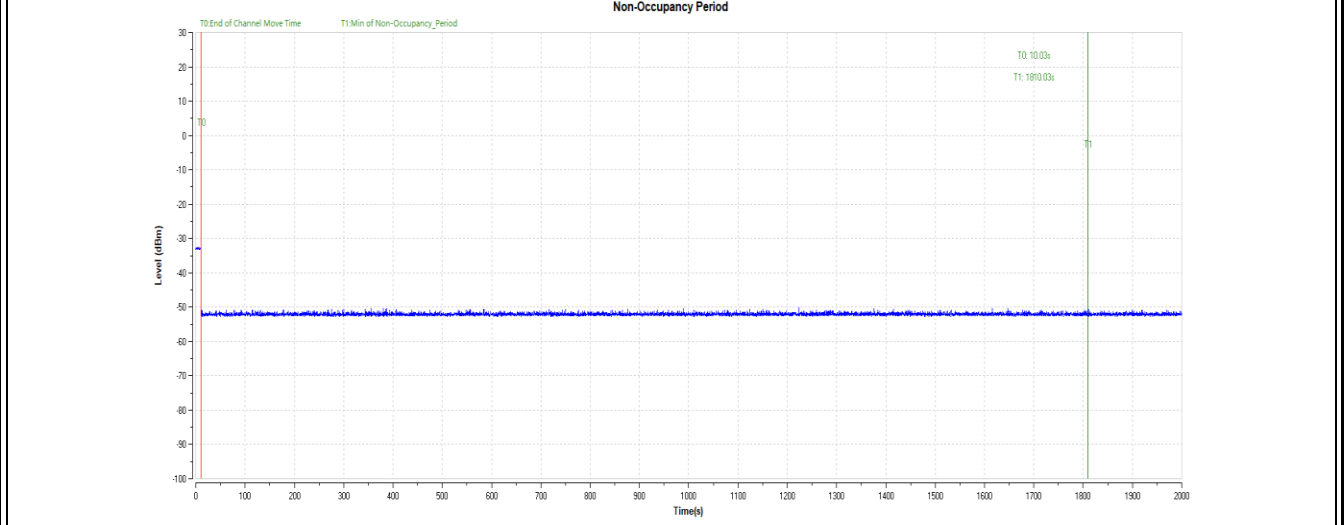
1.5.3 Test Graphs

Master mode:

11AC80SISO_5290



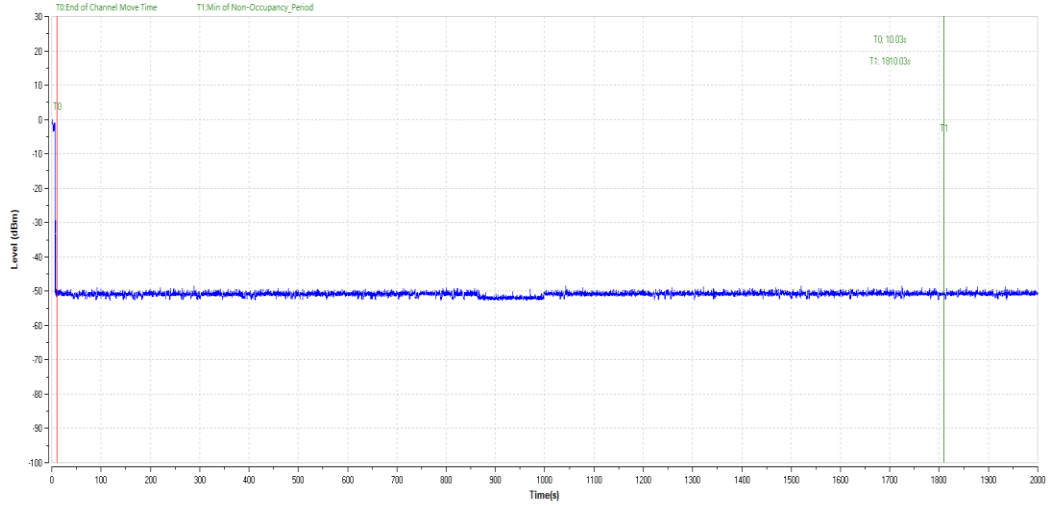
11AC80SISO_5530



Client mode:

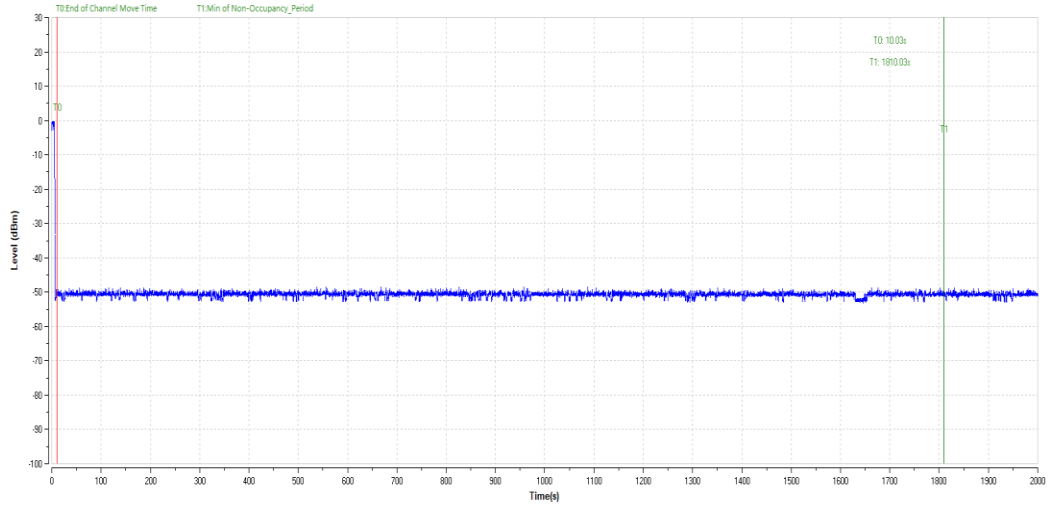
11AC80SISO_5290

Non-Occupancy Period



11AC80SISO_5530

Non-Occupancy Period



1.6 U-NII Detection Bandwidth

1.6.1 Test Procedures

Test as per KDB905462 D02 section 7.8.1.

Set up the generating equipment as shown in **Figure 8**, or equivalent. Set up the DFS timing monitoring equipment as shown in **Figure 13** or **Figure 14**. Set up the overall system for either radiated or conducted coupling to the UUT.

Adjust the equipment to produce a single *Burst* of any one of the Short Pulse Radar Types 0 – 4 in **Table 5** at the center frequency of the UUT *Operating Channel* at the specified *DFS Detection Threshold* level found in **Table 3**.

Set the UUT up as a standalone device (no associated Client or Master, as appropriate) and no traffic. Frame based systems will be set to a talk/listen ratio reflecting the worst case (maximum) that is user configurable during this test.

Generate a single radar *Burst*, and note the response of the UUT. Repeat for a minimum of 10 trials. The UUT must detect the *Radar Waveform* within the DFS band using the specified *U-NII Detection Bandwidth* criterion shown in **Table 4**. In cases where the channel bandwidth may exceed past the DFS band edge on specific channels (i.e., 802.11ac or wideband frame based systems) select a channel that has the entire emission bandwidth within the DFS band. If this is not possible, test the detection BW to the DFS band edge.

Starting at the center frequency of the UUT operating *Channel*, increase the radar frequency in 5 MHz steps, repeating the above test sequence, until the detection rate falls below the *U-NII Detection Bandwidth* criterion specified in **Table 4**. Repeat this measurement in 1MHz steps at frequencies 5 MHz below where the detection rate begins to fall. Record the highest frequency (denote as F_H) at which detection is greater than or equal to the *U-NII Detection Bandwidth* criterion. Recording the detection rate at frequencies above F_H is not required to demonstrate compliance.

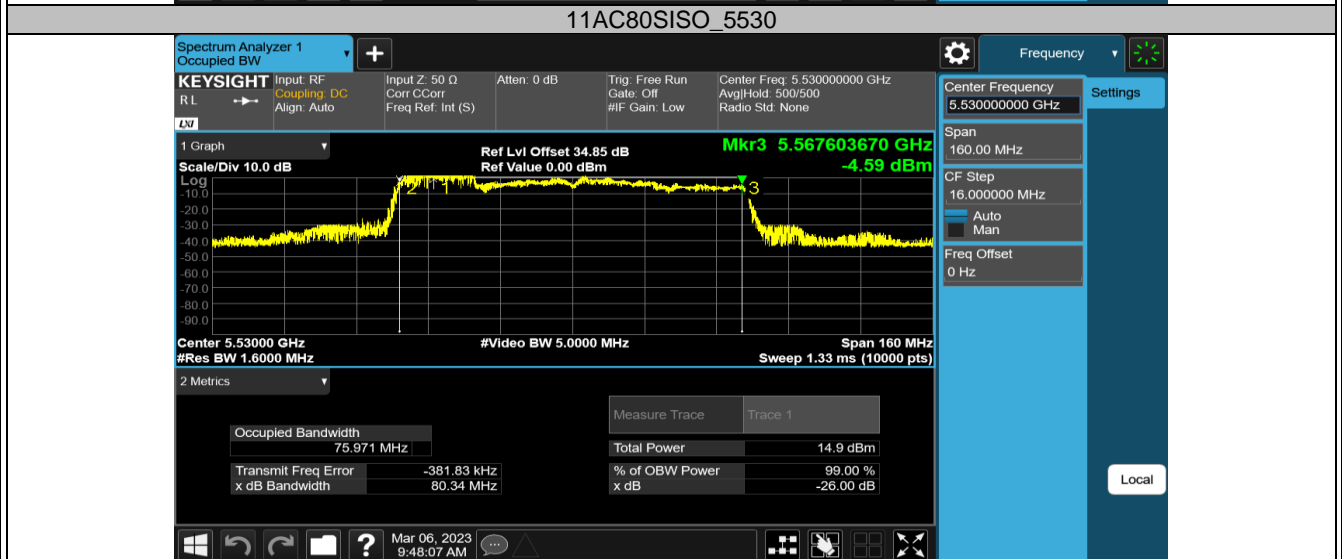
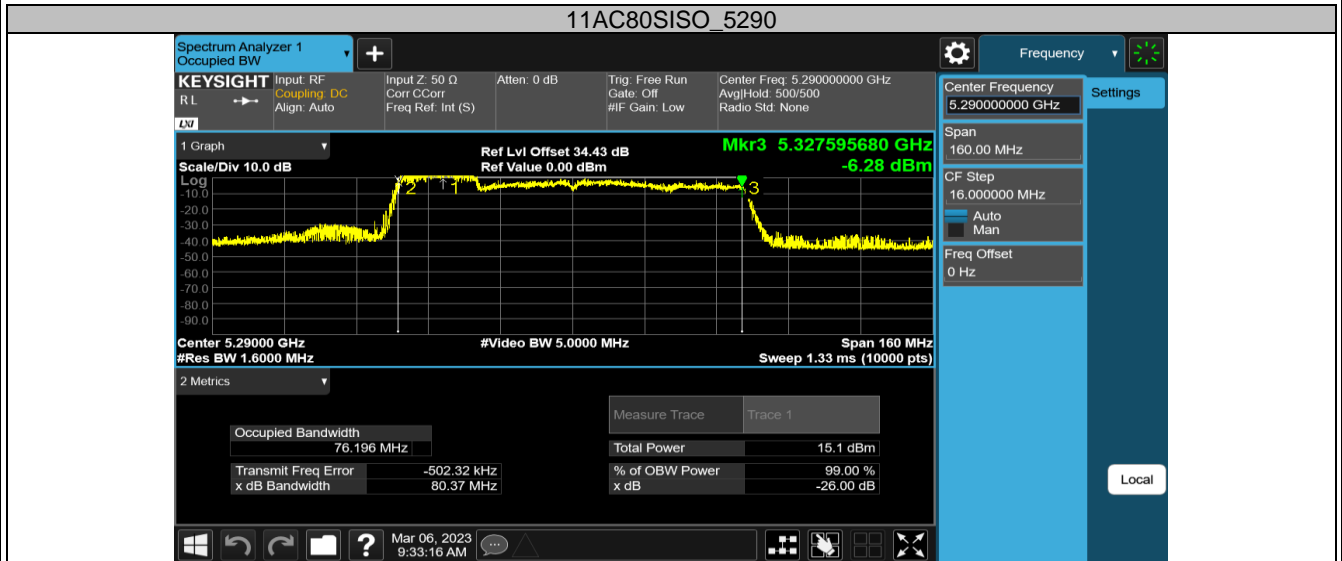
Starting at the center frequency of the UUT operating *Channel*, decrease the radar frequency in 5 MHz steps, repeating the above test sequence, until the detection rate falls below the *U-NII Detection Bandwidth* criterion specified in **Table 4**. Repeat this measurement in 1MHz steps at frequencies 5 MHz above where the detection rate begins to fall. Record the lowest frequency (denote as F_L) at which detection is greater than or equal to the *U-NII Detection Bandwidth* criterion. Recording the detection rate at frequencies below F_L is not required to demonstrate compliance.

The *U-NII Detection Bandwidth* is calculated as follows:

$$U\text{-NII Detection Bandwidth} = F_H - F_L$$

The *U-NII Detection Bandwidth* must meet the *U-NII Detection Bandwidth* criterion specified in **Table 4**. Otherwise, the UUT does not comply with DFS requirements. This is essential to ensure that the UUT is capable of detecting *Radar Waveforms* across the same frequency spectrum that contains the significant energy from the system. In the case that the *U-NII Detection Bandwidth* is greater than or equal to the 99 percent power bandwidth for the measured F_H and F_L , the test can be truncated and the *U-NII Detection Bandwidth* can be reported as the measured F_H and F_L .

1.6.3 Test Graphs



1.7 Statistical Performance check

1.7.1 Test Procedures

Test as per KDB905462 D02 section 7.8.4.

The steps below define the procedure to determine the minimum percentage of successful detection requirements found in **Tables 5-7** when a radar burst with a level equal to the *DFS Detection Threshold + 1dB* is generated on the *Operating Channel* of the U-NII device (*In- Service Monitoring*).

- a) One frequency will be chosen from the *Operating Channels* of the UUT within the 5250-5350 MHz or 5470-5725 MHz bands.
- b) In case the UUT is a U-NII device operating as a *Client Device* (with or without Radar Detection), a U-NII device operating as a *Master Device* will be used to allow the UUT (Client device) to *Associate* with the *Master Device*. In case the UUT is a *Master Device*, a U-NII device operating as a *Client Device* will be used and it is assumed that the Client will *Associate* with the UUT (Master). In both cases for conducted tests, the *Radar Waveform* generator will be connected to the *Master Device*. For radiated tests, the emissions of the *Radar Waveform* generator will be directed towards the *Master Device*. If the *Master Device* has antenna gain, the main beam of the antenna will be directed toward the radar emitter. Vertical polarization is used for testing.
- c) Stream the channel loading test file from the *Master Device* to the Client Device on the test *Channel* for the entire period of the test.
- d) At time T_0 the *Radar Waveform* generator sends the individual waveform for each of the Radar Types 1- 6 in **Tables 5-7**, at levels defined in **Table 3**, on the *Operating Channel*. An additional 1 dB is added to the radar test signal to ensure it is at or above the *DFS Detection Threshold*, accounting for equipment variations/errors.
- e) Observe the transmissions of the UUT at the end of the Burst on the *Operating Channel* for duration greater than 10 seconds for Radar Type 0 to ensure detection occurs.
- f) Observe the transmissions of the UUT at the end of the Burst on the *Operating Channel* for duration greater than 22 seconds for Long Pulse Radar Type 5 to ensure detection occurs.
- g) In case the UUT is a U-NII device operating as a *Client Device* with *In-Service Monitoring*, perform steps a) to f).

7.8.4.1 Short Pulse Radar Test

Once the performance requirements check is complete, statistical data will be gathered, to determine the ability of the device to detect the radar test waveforms (Short Pulse Radar Types 1-4) found in **Table 5**. The device can utilize a test mode to demonstrate when detection occurs to prevent the need to reset the device between trials. The percentage of successful detection is calculated by:

$$\frac{\text{TotalWaveformDetections}}{\text{TotalWaveformTrials}} \times 100 = \text{Percentage of Successful Detection Radar Waveform N} = P_d N$$

In addition an aggregate minimum percentage of successful detection across all Short Pulse Radar Types 1-4 is required and is calculated as follows:

$$\frac{P_d 1 + P_d 2 + P_d 3 + P_d 4}{4}$$

The minimum number of trails, minimum percentage of successful detection and the aggregate minimum percentage of successful detection are found in **Table 5**.

7.8.4.2 Long Pulse Radar Test

Statistical data will be gathered to determine the ability of the device to detect the Long Pulse Radar Type 5 found in **Table 6**. The device can utilize a test mode to demonstrate when detection occurs to prevent the need to reset the device between trials.

Three subsets of trials will be performed with a minimum of ten trials per subset. The subset of trials differ in where the Long Pulse Type 5 Signal is tuned in frequency:

- a) the *Channel* center frequency (Figure 18);
- b) tuned frequencies such that 90% of the Long Pulse Type 5 frequency modulation is within the low edge of the UUT *Occupied Bandwidth* (Figure 19); and
- c) tuned frequencies such that 90% of the Long Pulse Type 5 frequency modulation is within the high edge of the UUT *Occupied Bandwidth* (Figure 20).

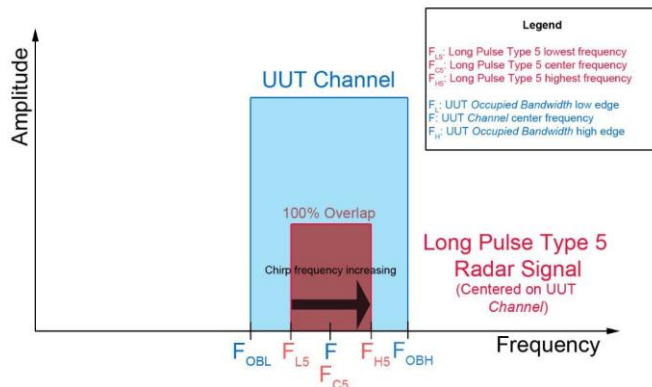


Figure 18: Example of the Relationship Between Long Pulse Type 5 Signal and the U-NII channel when the Signal is Tuned to the UUT Channel Center Frequency

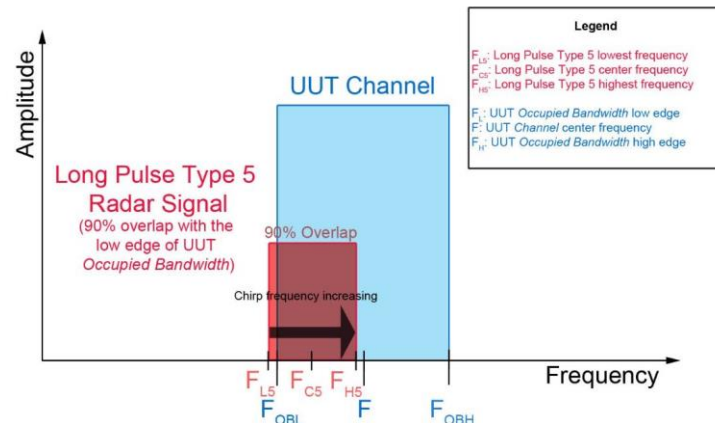


Figure 19: Example of the Relationship Between Long Pulse Type 5 Signal and the U-NII channel when the Signal is Tuned so that 90% of the Radar Signal Overlaps with the Low Edge of the UUT Occupied Bandwidth

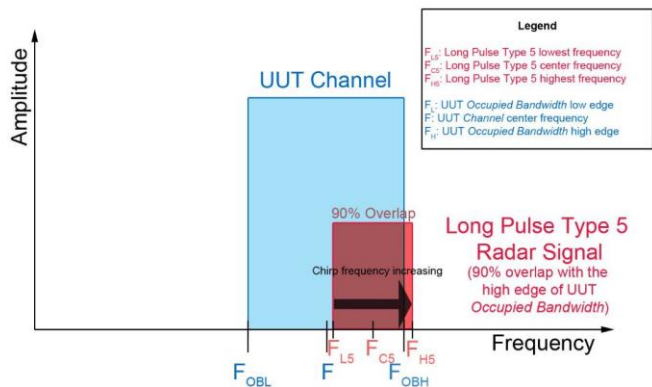


Figure 20: Example of the Relationship Between Long Pulse Type 5 Signal and the U-NII channel when the Signal is Tuned so that 90% of the Radar Signal Overlaps with the High Edge of the UUT Occupied Bandwidth

1.7.2 Test Result

TestMode	Frequency[MHz]	Radar Type	Pass Times	Fail Times	Probability (%)	Limit (%)	Verdict
11AC80SISO	5290	Type1	23	7	76.67	60	PASS
		Type2	27	3	90.00	60	PASS
		Type3	23	7	76.67	60	PASS
		Type4	23	7	76.67	60	PASS
		Type 1-4	---	---	80.00	80	PASS
		Type5	22	8	73.33	70	PASS
	Type6	30	0	100.00	80	PASS	
	5530	Type1	20	10	66.67	60	PASS
		Type2	26	4	86.67	60	PASS
		Type3	26	4	86.67	60	PASS
		Type4	25	5	83.33	60	PASS
		Type 1-4	---	---	80.84	80	PASS
		Type5	23	7	76.67	70	PASS
		Type6	28	2	93.33	80	PASS

1.7.2.1 Parameter Data sheet for Radar Types 1-4

Test Mode	Frequency[MHz]	Radar Type	Trial ID	Pulse width(μs)	PRI(μs)	Pulses per Burst	Detection (1: Yes; 0: No)		
11AC80SISO	5290	Type1	0	1	938	57	1		
		Type1	1	1	698	76	1		
		Type1	2	1	618	86	1		
		Type1	3	1	538	99	1		
		Type1	4	1	878	61	1		
		Type1	5	1	3066	18	0		
		Type1	6	1	638	83	1		
		Type1	7	1	918	58	1		
		Type1	8	1	838	63	1		
		Type1	9	1	858	62	1		
		Type1	10	1	798	67	1		
		Type1	11	1	718	74	1		
		Type1	12	1	578	92	1		
		Type1	13	1	598	89	1		
		Type1	14	1	558	95	1		
		Type1	15	1	2536	21	0		
		Type1	16	1	966	55	1		
		Type1	17	1	827	64	1		
		Type1	18	1	2501	22	0		
		Type1	19	1	2595	21	1		
		Type1	20	1	1114	48	1		
		Type1	21	1	1302	41	1		
		Type1	22	1	3045	18	1		
		Type1	23	1	1624	33	0		
		Type1	24	1	2878	19	0		
		Type1	25	1	1027	52	1		
		Type1	26	1	2485	22	0		
		Type1	27	1	1600	33	0		
		Type1	28	1	1172	46	1		
		Type1	29	1	1177	45	1		
		Type2		Type2	0	3.2	179	26	1
		Type2		Type2	1	1.1	207	23	1
Type2		Type2	2	2.1	230	24	1		
Type2		Type2	3	4.8	200	29	1		
Type2		Type2	4	3.9	214	28	1		
Type2		Type2	5	2.9	222	26	1		
Type2		Type2	6	3.2	204	26	1		
Type2		Type2	7	2.5	192	25	1		
Type2		Type2	8	3.1	164	26	1		

Type2	9	1.2	156	23	1
Type2	10	3.9	210	27	1
Type2	11	4.6	201	29	1
Type2	12	3.2	162	26	1
Type2	13	2.2	197	25	1
Type2	14	4.5	163	29	1
Type2	15	3	203	26	1
Type2	16	5	168	29	0
Type2	17	2.4	217	25	1
Type2	18	2.9	191	26	1
Type2	19	2.3	166	25	1
Type2	20	3.7	150	27	1
Type2	21	2.2	176	25	0
Type2	22	4.9	195	29	1
Type2	23	2.9	202	26	1
Type2	24	2.5	178	25	1
Type2	25	1.1	206	23	0
Type2	26	3.8	155	27	1
Type2	27	4.7	157	29	1
Type2	28	2.4	224	25	1
Type2	29	4.2	159	28	1
Type3	0	8.2	355	17	1
Type3	1	6.1	487	16	1
Type3	2	7.1	344	16	1
Type3	3	9.8	288	18	1
Type3	4	8.9	230	18	1
Type3	5	7.9	432	17	1
Type3	6	8.2	207	17	1
Type3	7	7.5	443	17	1
Type3	8	8.1	439	17	1
Type3	9	6.2	223	16	1
Type3	10	8.9	208	18	1
Type3	11	9.6	463	18	1
Type3	12	8.2	441	17	1
Type3	13	7.2	323	16	1
Type3	14	9.5	297	18	0
Type3	15	8	412	17	0
Type3	16	10	324	18	0
Type3	17	7.4	271	17	0
Type3	18	7.9	349	17	1
Type3	19	7.3	409	16	0
Type3	20	8.7	373	18	1
Type3	21	7.2	254	16	1

Type3	22	9.9	274	18	1
Type3	23	7.9	278	17	1
Type3	24	7.5	317	17	1
Type3	25	6.1	260	16	0
Type3	26	8.8	211	18	1
Type3	27	9.7	272	18	1
Type3	28	7.4	264	17	0
Type3	29	9.2	284	18	1
Type4	0	16	355	14	1
Type4	1	11.3	487	12	1
Type4	2	13.5	344	13	1
Type4	3	19.4	288	16	1
Type4	4	17.5	230	15	0
Type4	5	15.3	432	14	0
Type4	6	15.9	207	14	1
Type4	7	14.3	443	13	1
Type4	8	15.8	439	14	0
Type4	9	11.5	223	12	1
Type4	10	17.4	208	15	1
Type4	11	19	463	16	1
Type4	12	16	441	14	1
Type4	13	13.8	323	13	0
Type4	14	18.9	297	16	1
Type4	15	15.5	412	14	1
Type4	16	19.9	324	16	1
Type4	17	14.1	271	13	0
Type4	18	15.2	349	14	1
Type4	19	13.8	409	13	0
Type4	20	17.1	373	15	1
Type4	21	13.8	254	13	0
Type4	22	19.8	274	16	1
Type4	23	15.3	278	14	1
Type4	24	14.5	317	13	1
Type4	25	11.3	260	12	1
Type4	26	17.3	211	15	1
Type4	27	19.2	272	16	1
Type4	28	14.2	264	13	1
Type4	29	18.2	284	15	1

TestMode	Frequency[MHz]	Radar Type	Trial ID	Pulse width(μs)	PRI(μs)	Pulses per Burst	Detection (1: Yes; 0: No)
11AC80SISO	5530	Type1	0	1	938	57	1
		Type1	1	1	698	76	1
		Type1	2	1	618	86	1
		Type1	3	1	538	99	1
		Type1	4	1	878	61	0
		Type1	5	1	3066	18	0
		Type1	6	1	638	83	1
		Type1	7	1	918	58	1
		Type1	8	1	838	63	1
		Type1	9	1	858	62	0
		Type1	10	1	798	67	1
		Type1	11	1	718	74	1
		Type1	12	1	578	92	1
		Type1	13	1	598	89	1
		Type1	14	1	558	95	0
		Type1	15	1	2536	21	0
		Type1	16	1	966	55	0
		Type1	17	1	827	64	1
		Type1	18	1	2501	22	0
		Type1	19	1	2595	21	0
		Type1	20	1	1114	48	0
		Type1	21	1	1302	41	1
		Type1	22	1	3045	18	1
		Type1	23	1	1624	33	1
		Type1	24	1	2878	19	0
		Type1	25	1	1027	52	1
		Type1	26	1	2485	22	1
		Type1	27	1	1600	33	1
		Type1	28	1	1172	46	1
		Type1	29	1	1177	45	1
		Type2	0	3.2	179	26	1
		Type2	1	1.1	207	23	1
Type2	2	2.1	230	24	1		
Type2	3	4.8	200	29	0		
Type2	4	3.9	214	28	0		
Type2	5	2.9	222	26	0		
Type2	6	3.2	204	26	1		
Type2	7	2.5	192	25	1		
Type2	8	3.1	164	26	1		

Type2	9	1.2	156	23	1
Type2	10	3.9	210	27	1
Type2	11	4.6	201	29	1
Type2	12	3.2	162	26	1
Type2	13	2.2	197	25	1
Type2	14	4.5	163	29	1
Type2	15	3	203	26	1
Type2	16	5	168	29	1
Type2	17	2.4	217	25	1
Type2	18	2.9	191	26	1
Type2	19	2.3	166	25	1
Type2	20	3.7	150	27	1
Type2	21	2.2	176	25	1
Type2	22	4.9	195	29	1
Type2	23	2.9	202	26	1
Type2	24	2.5	178	25	1
Type2	25	1.1	206	23	1
Type2	26	3.8	155	27	1
Type2	27	4.7	157	29	1
Type2	28	2.4	224	25	0
Type2	29	4.2	159	28	1
Type3	0	8.2	355	17	1
Type3	1	6.1	487	16	1
Type3	2	7.1	344	16	1
Type3	3	9.8	288	18	1
Type3	4	8.9	230	18	1
Type3	5	7.9	432	17	1
Type3	6	8.2	207	17	0
Type3	7	7.5	443	17	1
Type3	8	8.1	439	17	1
Type3	9	6.2	223	16	1
Type3	10	8.9	208	18	1
Type3	11	9.6	463	18	0
Type3	12	8.2	441	17	1
Type3	13	7.2	323	16	1
Type3	14	9.5	297	18	1
Type3	15	8	412	17	0
Type3	16	10	324	18	1
Type3	17	7.4	271	17	1
Type3	18	7.9	349	17	1
Type3	19	7.3	409	16	1
Type3	20	8.7	373	18	0
Type3	21	7.2	254	16	1

Type3	22	9.9	274	18	1
Type3	23	7.9	278	17	1
Type3	24	7.5	317	17	1
Type3	25	6.1	260	16	1
Type3	26	8.8	211	18	1
Type3	27	9.7	272	18	1
Type3	28	7.4	264	17	1
Type3	29	9.2	284	18	1
Type4	0	16	355	14	1
Type4	1	11.3	487	12	1
Type4	2	13.5	344	13	1
Type4	3	19.4	288	16	1
Type4	4	17.5	230	15	1
Type4	5	15.3	432	14	0
Type4	6	15.9	207	14	1
Type4	7	14.3	443	13	1
Type4	8	15.8	439	14	1
Type4	9	11.5	223	12	1
Type4	10	17.4	208	15	0
Type4	11	19	463	16	1
Type4	12	16	441	14	1
Type4	13	13.8	323	13	1
Type4	14	18.9	297	16	1
Type4	15	15.5	412	14	1
Type4	16	19.9	324	16	1
Type4	17	14.1	271	13	1
Type4	18	15.2	349	14	1
Type4	19	13.8	409	13	0
Type4	20	17.1	373	15	1
Type4	21	13.8	254	13	0
Type4	22	19.8	274	16	1
Type4	23	15.3	278	14	1
Type4	24	14.5	317	13	1
Type4	25	11.3	260	12	1
Type4	26	17.3	211	15	1
Type4	27	19.2	272	16	1
Type4	28	14.2	264	13	1
Type4	29	18.2	284	15	0

1.7.2.2 Parameter Data sheet for Radar Type 5:

Trial 0#; Brust Number: 15

TestMode	Channel	Trial ID	Burst ID	Burst Offset (µs)	Chirp Width (MHz)	Number Of Pulses	Pulse Width (µs)	PRI1 (µs)	PRI2 (µs)	PRI3 (µs)
11AC80S ISO	5290	0	14	154262.0	13	3	93.5	1444.0	1130.0	1468.0
		0	1	32674.0	13	1	51.9	1074.0	---	---
		0	2	226294.0	13	1	63.8	1584.0	---	---
		0	3	417976.0	13	3	96.6	1682.0	1786.0	1843.0
		0	4	611152.0	13	3	85.9	1795.0	1215.0	1729.0
		0	5	8789.0	13	2	73.7	1198.0	1549.0	---
		0	6	201917.0	13	2	77.2	1837.0	1819.0	---
		0	7	395530.0	13	2	68.4	1587.0	1114.0	---
		0	8	588564.0	13	2	76.7	2000.0	1155.0	---
		0	9	783794.0	13	1	53.2	1147.0	---	---
		0	10	177933.0	13	3	85.7	1433.0	1695.0	1394.0
		0	11	370624.0	13	3	94.3	1670.0	1426.0	1935.0
		0	12	564893.0	13	2	77.6	1294.0	1671.0	---
		0	0	636185.0	13	2	77.8	1665.0	1477.0	---
	0	13	759583.0	13	1	65.7	1512.0	---	---	
	5530	0	14	154262.0	13	3	93.5	1444.0	1130.0	1468.0
		0	1	32674.0	13	1	51.9	1074.0	---	---
		0	2	226294.0	13	1	63.8	1584.0	---	---
		0	3	417976.0	13	3	96.6	1682.0	1786.0	1843.0
		0	4	611152.0	13	3	85.9	1795.0	1215.0	1729.0
		0	5	8789.0	13	2	73.7	1198.0	1549.0	---
		0	6	201917.0	13	2	77.2	1837.0	1819.0	---
		0	7	395530.0	13	2	68.4	1587.0	1114.0	---
		0	8	588564.0	13	2	76.7	2000.0	1155.0	---
		0	9	783794.0	13	1	53.2	1147.0	---	---
		0	10	177933.0	13	3	85.7	1433.0	1695.0	1394.0
		0	11	370624.0	13	3	94.3	1670.0	1426.0	1935.0
		0	12	564893.0	13	2	77.6	1294.0	1671.0	---
0		13	759583.0	13	1	65.7	1512.0	---	---	
0	0	636185.0	13	2	77.8	1665.0	1477.0	---		

Trial 1#; Brust Number: 8

TestMode	Channel	Trial ID	Burst ID	Burst Offset (µs)	Chirp Width (MHz)	Number Of Pulses	Pulse Width (µs)	PRI1 (µs)	PRI2 (µs)	PRI3 (µs)
11AC80S ISO	5290	1	7	200406.0	5	3	98.6	1548.0	1796.0	1728.0
		1	1	1015643.0	5	3	99.4	1401.0	1262.0	1257.0
		1	2	1379398.0	5	2	67.4	1531.0	1403.0	---
		1	3	245489.0	5	2	73.6	1449.0	1041.0	---
		1	4	609113.0	5	1	65.9	1432.0	---	---
		1	5	970852.0	5	3	83.8	1356.0	1292.0	1419.0
		1	0	653020.0	5	2	75.0	1880.0	1527.0	---
	5530	1	7	200406.0	5	3	98.6	1548.0	1796.0	1728.0
		1	1	1015643.0	5	3	99.4	1401.0	1262.0	1257.0
		1	2	1379398.0	5	2	67.4	1531.0	1403.0	---
		1	3	245489.0	5	2	73.6	1449.0	1041.0	---
		1	4	609113.0	5	1	65.9	1432.0	---	---
		1	5	970852.0	5	3	83.8	1356.0	1292.0	1419.0
		1	6	1335913.0	5	1	65.5	1543.0	---	---
1	0	653020.0	5	2	75.0	1880.0	1527.0	---		

Trial 2#; Brust Number: 11

Test Mode	Channel	Trial ID	Burst ID	Burst Offset (µs)	Chirp Width (MHz)	Number Of Pulses	Pulse Width (µs)	PRI1 (µs)	PRI2 (µs)	PRI3 (µs)
11AC80S ISO	5290	2	10	871542.0	9	3	91.3	1961.0	1106.0	1001.0
		2	1	673692.0	9	2	69.5	1117.0	1649.0	---
		2	2	938562.0	9	1	51.9	1651.0	---	---
		2	3	113209.0	9	3	84.6	1976.0	1032.0	1271.0
		2	4	376726.0	9	3	95.4	1060.0	1903.0	1388.0
		2	5	641212.0	9	2	68.0	1368.0	1351.0	---
		2	6	903714.0	9	3	89.6	1338.0	1514.0	1573.0
		2	7	80863.0	9	2	81.9	1022.0	1689.0	---
		2	8	344067.0	9	3	88.3	1810.0	1330.0	1838.0
		2	0	409565.0	9	2	73.8	1806.0	1538.0	---
		5530	2	9	609331.0	9	1	53.7	1597.0	---
	2		10	871542.0	9	3	91.3	1961.0	1106.0	1001.0
	2		1	673692.0	9	2	69.5	1117.0	1649.0	---
	2		2	938562.0	9	1	51.9	1651.0	---	---
	2		3	113209.0	9	3	84.6	1976.0	1032.0	1271.0
	2		4	376726.0	9	3	95.4	1060.0	1903.0	1388.0
	2		5	641212.0	9	2	68.0	1368.0	1351.0	---
	2		6	903714.0	9	3	89.6	1338.0	1514.0	1573.0
	2		7	80863.0	9	2	81.9	1022.0	1689.0	---
	2		8	344067.0	9	3	88.3	1810.0	1330.0	1838.0
	2		9	609331.0	9	1	53.7	1597.0	---	---
	2	0	409565.0	9	2	73.8	1806.0	1538.0	---	

Trial 3#; Brust Number: 20

TestMode	Channel	Trial ID	Burst ID	Burst Offset (µs)	Chirp Width (MHz)	Number Of Pulses	Pulse Width (µs)	PRI1 (µs)	PRI2 (µs)	PRI3 (µs)	
11AC80SIS O	5290	3	9	135674.0	19	2	82.8	1883.0	1005.0	---	
		3	0	26541.0	19	2	68.1	1339.0	1355.0	---	
		3	17	99799.0	19	3	85.4	1011.0	1637.0	1425.0	
		3	16	553328.0	19	1	65.0	1767.0	---	---	
		3	15	406573.0	19	3	98.5	1975.0	1169.0	1062.0	
		3	14	262502.0	19	2	81.9	1690.0	1545.0	---	
		3	13	117439.0	19	3	95.3	1171.0	1955.0	1775.0	
		3	12	570132.0	19	2	70.4	1526.0	1360.0	---	
		3	18	244095.0	19	3	91.6	1878.0	1445.0	1325.0	
		3	10	279928.0	19	3	88.0	1061.0	1928.0	1101.0	
		3	19	390012.0	19	2	67.3	1091.0	1218.0	---	
		3	8	587671.0	19	2	82.0	1993.0	1197.0	---	
		3	7	443177.0	19	2	80.0	1482.0	1369.0	---	
		3	6	299238.0	19	1	59.5	1072.0	---	---	
		3	5	153995.0	19	1	57.7	1013.0	---	---	
		3	4	8677.0	19	3	99.7	1196.0	1708.0	1159.0	
		3	3	461864.0	19	1	56.4	1753.0	---	---	
		3	2	316229.0	19	2	75.3	1136.0	1640.0	---	
		3	1	171821.0	19	1	58.7	1251.0	---	---	
		3	11	424279.0	19	3	93.2	1207.0	1907.0	1223.0	
	3	5530	3	9	135674.0	19	2	82.8	1883.0	1005.0	---
	3		18	244095.0	19	3	91.6	1878.0	1445.0	1325.0	
	3		17	99799.0	19	3	85.4	1011.0	1637.0	1425.0	
	3		16	553328.0	19	1	65.0	1767.0	---	---	
	3		15	406573.0	19	3	98.5	1975.0	1169.0	1062.0	
	3		14	262502.0	19	2	81.9	1690.0	1545.0	---	
	3		13	117439.0	19	3	95.3	1171.0	1955.0	1775.0	
	3		12	570132.0	19	2	70.4	1526.0	1360.0	---	
	3		0	26541.0	19	2	68.1	1339.0	1355.0	---	
	3		10	279928.0	19	3	88.0	1061.0	1928.0	1101.0	
	3		19	390012.0	19	2	67.3	1091.0	1218.0	---	
	3		8	587671.0	19	2	82.0	1993.0	1197.0	---	
	3		7	443177.0	19	2	80.0	1482.0	1369.0	---	
	3		6	299238.0	19	1	59.5	1072.0	---	---	
	3		5	153995.0	19	1	57.7	1013.0	---	---	
	3		4	8677.0	19	3	99.7	1196.0	1708.0	1159.0	
	3		3	461864.0	19	1	56.4	1753.0	---	---	
	3		2	316229.0	19	2	75.3	1136.0	1640.0	---	
	3		1	171821.0	19	1	58.7	1251.0	---	---	
	3		11	424279.0	19	3	93.2	1207.0	1907.0	1223.0	

Trial 4#; Brust Number: 16

TestMode	Channel	Trial ID	Burst ID	Burst Offset (µs)	Chirp Width (MHz)	Number Of Pulses	Pulse Width (µs)	PRI1 (µs)	PRI2 (µs)	PRI3 (µs)	
11AC80SIS O	5290	4	7	416355.0	16	2	81.8	1833.0	1676.0	---	
		4	0	629614.0	16	2	67.9	1320.0	1133.0	---	
		4	14	203957.0	16	3	97.6	1365.0	1073.0	1361.0	
		4	13	33643.0	16	3	86.3	1596.0	1183.0	1792.0	
		4	12	565361.0	16	3	90.6	1561.0	1040.0	1354.0	
		4	11	394825.0	16	3	97.5	1884.0	1465.0	1132.0	
		4	10	225175.0	16	2	71.3	1225.0	1815.0	---	
		4	15	373812.0	16	3	84.7	1021.0	1718.0	1854.0	
		4	8	588736.0	16	1	50.3	1075.0	---	---	
		4	16	544060.0	16	3	99.7	1150.0	1244.0	1988.0	
		4	6	245638.0	16	3	89.1	1240.0	1384.0	1939.0	
		4	5	75610.0	16	3	83.9	1278.0	1232.0	1459.0	
		4	4	608289.0	16	2	77.1	1166.0	1646.0	---	
		4	3	436784.0	16	3	90.0	1900.0	1153.0	1346.0	
		4	2	267719.0	16	1	53.3	1592.0	---	---	
		4	1	96856.0	16	1	62.3	1957.0	---	---	
	4	9	54571.0	16	3	87.1	1116.0	1996.0	1756.0		
	4	5530	4	7	416355.0	16	2	81.8	1833.0	1676.0	---
	4		15	373812.0	16	3	84.7	1021.0	1718.0	1854.0	
	4		14	203957.0	16	3	97.6	1365.0	1073.0	1361.0	
	4		13	33643.0	16	3	86.3	1596.0	1183.0	1792.0	
	4		12	565361.0	16	3	90.6	1561.0	1040.0	1354.0	
	4		11	394825.0	16	3	97.5	1884.0	1465.0	1132.0	
	4		10	225175.0	16	2	71.3	1225.0	1815.0	---	
	4		0	629614.0	16	2	67.9	1320.0	1133.0	---	
	4		8	588736.0	16	1	50.3	1075.0	---	---	
	4		16	544060.0	16	3	99.7	1150.0	1244.0	1988.0	
	4		6	245638.0	16	3	89.1	1240.0	1384.0	1939.0	
	4		5	75610.0	16	3	83.9	1278.0	1232.0	1459.0	
	4		4	608289.0	16	2	77.1	1166.0	1646.0	---	
	4		3	436784.0	16	3	90.0	1900.0	1153.0	1346.0	
	4		2	267719.0	16	1	53.3	1592.0	---	---	
4	1		96856.0	16	1	62.3	1957.0	---	---		
4	9	54571.0	16	3	87.1	1116.0	1996.0	1756.0			

Trial 5#; Brust Number: 14

TestMode	Channel	Trial ID	Burst ID	Burst Offset (µs)	Chirp Width (MHz)	Number Of Pulses	Pulse Width (µs)	PRI1 (µs)	PRI2 (µs)	PRI3 (µs)	
11AC80SIS O	5290	5	13	146044.0	12	2	74.5	1264.0	1846.0	---	
		5	1	222486.0	12	2	67.7	1744.0	1747.0	---	
		5	2	430731.0	12	1	65.8	1092.0	---	---	
		5	3	637784.0	12	1	56.3	1851.0	---	---	
		5	4	845342.0	12	1	53.7	1727.0	---	---	
		5	5	196720.0	12	3	83.5	1679.0	1930.0	1025.0	
		5	6	404955.0	12	1	65.8	1519.0	---	---	
		5	7	610711.0	12	3	85.9	1134.0	1034.0	1808.0	
		5	8	818057.0	12	2	76.3	1606.0	1926.0	---	
		5	9	171459.0	12	2	81.5	1891.0	1714.0	---	
		5	10	377969.0	12	3	89.4	1310.0	1594.0	1827.0	
		5	11	586875.0	12	1	63.4	1568.0	---	---	
		5	0	15438.0	12	3	92.9	1085.0	1564.0	1407.0	
	5	12	792834.0	12	2	69.6	1307.0	1925.0	---		
	5	13	146044.0	12	2	74.5	1264.0	1846.0	---		
	5	5530	5	1	222486.0	12	2	67.7	1744.0	1747.0	---
	5		2	430731.0	12	1	65.8	1092.0	---	---	
	5		3	637784.0	12	1	56.3	1851.0	---	---	
	5		4	845342.0	12	1	53.7	1727.0	---	---	
	5		5	196720.0	12	3	83.5	1679.0	1930.0	1025.0	
	5		6	404955.0	12	1	65.8	1519.0	---	---	
	5		7	610711.0	12	3	85.9	1134.0	1034.0	1808.0	
	5		8	818057.0	12	2	76.3	1606.0	1926.0	---	
	5		9	171459.0	12	2	81.5	1891.0	1714.0	---	
	5		10	377969.0	12	3	89.4	1310.0	1594.0	1827.0	
	5		11	586875.0	12	1	63.4	1568.0	---	---	
5	12		792834.0	12	2	69.6	1307.0	1925.0	---		
5	0		15438.0	12	3	92.9	1085.0	1564.0	1407.0		

Trial 6#; Brust Number: 15

TestMode	Channel	Trial ID	Burst ID	Burst Offset (µs)	Chirp Width (MHz)	Number Of Pulses	Pulse Width (µs)	PRI1 (µs)	PRI2 (µs)	PRI3 (µs)	
11AC80SIS O	5290	6	14	643395.0	13	3	90.6	1233.0	1562.0	1887.0	
		6	1	521718.0	13	3	96.7	1829.0	1799.0	1154.0	
		6	2	714222.0	13	3	86.5	1923.0	1396.0	1865.0	
		6	3	112450.0	13	2	73.3	1908.0	1318.0	---	
		6	4	306283.0	13	1	55.8	1688.0	---	---	
		6	5	500239.0	13	1	55.4	1145.0	---	---	
		6	6	690932.0	13	3	85.3	1336.0	1504.0	1820.0	
		6	7	88645.0	13	2	79.4	1344.0	1893.0	---	
		6	8	282508.0	13	1	65.7	1476.0	---	---	
		6	9	475842.0	13	2	68.6	1008.0	1028.0	---	
		6	10	667887.0	13	2	77.7	1972.0	1835.0	---	
		6	11	64845.0	13	2	79.6	1882.0	1331.0	---	
		6	12	257755.0	13	3	94.9	1830.0	1070.0	1349.0	
	6	0	329022.0	13	3	96.6	1182.0	1609.0	1581.0		
	6	13	452335.0	13	1	61.4	1451.0	---	---		
	6	5530	6	14	643395.0	13	3	90.6	1233.0	1562.0	1887.0
	6		6	1	521718.0	13	3	96.7	1829.0	1799.0	1154.0
	6		6	2	714222.0	13	3	86.5	1923.0	1396.0	1865.0
	6		6	3	112450.0	13	2	73.3	1908.0	1318.0	---
	6		6	4	306283.0	13	1	55.8	1688.0	---	---
	6		6	5	500239.0	13	1	55.4	1145.0	---	---
	6		6	6	690932.0	13	3	85.3	1336.0	1504.0	1820.0
	6		6	7	88645.0	13	2	79.4	1344.0	1893.0	---
	6		6	8	282508.0	13	1	65.7	1476.0	---	---
	6		6	9	475842.0	13	2	68.6	1008.0	1028.0	---
	6		6	10	667887.0	13	2	77.7	1972.0	1835.0	---
6	6		11	64845.0	13	2	79.6	1882.0	1331.0	---	
6	6		12	257755.0	13	3	94.9	1830.0	1070.0	1349.0	
6	6	13	452335.0	13	1	61.4	1451.0	---	---		
6	6	0	329022.0	13	3	96.6	1182.0	1609.0	1581.0		

Trial 7#; Brust Number: 12

TestMode	Channel	Trial ID	Burst ID	Burst Offset (µs)	Chirp Width (MHz)	Number Of Pulses	Pulse Width (µs)	PR11 (µs)	PR12 (µs)	PR13 (µs)
11AC80SISO	5290	7	11	715825.0	10	3	87.5	1511.0	1712.0	1683.0
		7	1	292696.0	10	3	84.1	1314.0	1725.0	1529.0
		7	2	533989.0	10	3	97.7	1139.0	1868.0	1805.0
		7	3	775564.0	10	3	97.3	1341.0	1446.0	1755.0
		7	4	21542.0	10	3	98.8	1544.0	1386.0	1302.0
		7	5	263385.0	10	2	72.2	1771.0	1184.0	---
		7	6	505581.0	10	2	67.6	1175.0	1027.0	---
		7	7	747058.0	10	2	75.7	1026.0	1871.0	---
		7	8	989976.0	10	1	60.9	1798.0	---	---
		7	9	234024.0	10	1	64.2	1138.0	---	---
	7	0	51446.0	10	1	52.6	1210.0	---	---	
	7	10	475207.0	10	2	78.8	1784.0	1604.0	---	
	7	11	715825.0	10	3	87.5	1511.0	1712.0	1683.0	
	7	1	292696.0	10	3	84.1	1314.0	1725.0	1529.0	
	7	2	533989.0	10	3	97.7	1139.0	1868.0	1805.0	
	7	3	775564.0	10	3	97.3	1341.0	1446.0	1755.0	
	7	4	21542.0	10	3	98.8	1544.0	1386.0	1302.0	
	7	5	263385.0	10	2	72.2	1771.0	1184.0	---	
	7	6	505581.0	10	2	67.6	1175.0	1027.0	---	
	7	7	747058.0	10	2	75.7	1026.0	1871.0	---	
	7	8	989976.0	10	1	60.9	1798.0	---	---	
	7	9	234024.0	10	1	64.2	1138.0	---	---	
7	10	475207.0	10	2	78.8	1784.0	1604.0	---		
7	0	51446.0	10	1	52.6	1210.0	---	---		

Trial 8#; Brust Number: 14

TestMode	Channel	Trial ID	Burst ID	Burst Offset (µs)	Chirp Width (MHz)	Number Of Pulses	Pulse Width (µs)	PRI1 (µs)	PRI2 (µs)	PRI3 (µs)
11AC80SIS O	5290	8	13	98172.0	13	1	64.3	1937.0	---	---
		8	1	174965.0	13	1	50.7	1221.0	---	---
		8	2	382216.0	13	1	52.3	1974.0	---	---
		8	3	587395.0	13	3	99.8	1558.0	1696.0	1949.0
		8	4	796897.0	13	2	68.4	1014.0	1099.0	---
		8	5	149042.0	13	2	80.8	1736.0	1505.0	---
		8	6	356750.0	13	1	62.5	1778.0	---	---
		8	7	563824.0	13	2	74.8	1149.0	1204.0	---
		8	8	772314.0	13	1	50.8	1049.0	---	---
		8	9	123796.0	13	1	54.0	1417.0	---	---
		8	10	331215.0	13	1	63.0	1730.0	---	---
		8	11	537402.0	13	3	91.8	1143.0	1270.0	1347.0
	8	0	823112.0	13	1	54.1	1415.0	---	---	
	8	12	744805.0	13	2	79.3	1274.0	1992.0	---	
	8	13	98172.0	13	1	64.3	1937.0	---	---	
	8	1	174965.0	13	1	50.7	1221.0	---	---	
	8	2	382216.0	13	1	52.3	1974.0	---	---	
	8	3	587395.0	13	3	99.8	1558.0	1696.0	1949.0	
	8	4	796897.0	13	2	68.4	1014.0	1099.0	---	
	8	5	149042.0	13	2	80.8	1736.0	1505.0	---	
	8	6	356750.0	13	1	62.5	1778.0	---	---	
	8	7	563824.0	13	2	74.8	1149.0	1204.0	---	
	8	8	772314.0	13	1	50.8	1049.0	---	---	
	8	9	123796.0	13	1	54.0	1417.0	---	---	
	8	10	331215.0	13	1	63.0	1730.0	---	---	
	8	11	537402.0	13	3	91.8	1143.0	1270.0	1347.0	
8	12	744805.0	13	2	79.3	1274.0	1992.0	---		
8	0	823112.0	13	1	54.1	1415.0	---	---		

Trial 9#; Brust Number: 8

TestMode	Channel	Trial ID	Burst ID	Burst Offset (µs)	Chirp Width (MHz)	Number Of Pulses	Pulse Width (µs)	PRI1 (µs)	PRI2 (µs)	PRI3 (µs)
11AC80SISO	5290	9	7	82296.0	6	3	95.4	1580.0	1555.0	1791.0
		9	1	898668.0	6	1	52.0	1863.0	---	---
		9	2	1259235.0	6	3	97.2	1973.0	1605.0	1583.0
		9	3	127106.0	6	2	78.7	1466.0	1743.0	---
		9	4	490358.0	6	2	74.2	1280.0	1219.0	---
		9	5	852409.0	6	3	88.7	1293.0	1934.0	1273.0
		9	0	535615.0	6	1	63.4	1043.0	---	---
		9	6	1217152.0	6	1	54.3	1991.0	---	---
	9	7	82296.0	6	3	95.4	1580.0	1555.0	1791.0	
	9	1	898668.0	6	1	52.0	1863.0	---	---	
	9	2	1259235.0	6	3	97.2	1973.0	1605.0	1583.0	
	9	3	127106.0	6	2	78.7	1466.0	1743.0	---	
	9	4	490358.0	6	2	74.2	1280.0	1219.0	---	
	9	5	852409.0	6	3	88.7	1293.0	1934.0	1273.0	
	9	6	1217152.0	6	1	54.3	1991.0	---	---	
	9	0	535615.0	6	1	63.4	1043.0	---	---	

Trial 10#; Brust Number: 17

TestMode	Channel	Trial ID	Burst ID	Burst Offset (µs)	Chirp Width (MHz)	Number Of Pulses	Pulse Width (µs)	PRI1 (µs)	PRI2 (µs)	PRI3 (µs)	
11AC80SIS O	5290	10	7	700166.0	16	2	70.9	1050.0	1358.0	---	
		10	0	209249.0	16	2	73.7	1208.0	1497.0	---	
		10	14	488056.0	16	1	63.3	1634.0	---	---	
		10	13	316923.0	16	2	78.7	1247.0	1121.0	---	
		10	12	146031.0	16	2	81.2	1720.0	1932.0	---	
		10	11	678689.0	16	2	67.9	1803.0	1083.0	---	
		10	10	508324.0	16	2	77.0	1397.0	1304.0	---	
		10	15	657326.0	16	2	68.9	1849.0	1423.0	---	
		10	8	167197.0	16	2	75.6	1437.0	1430.0	---	
		10	16	125509.0	16	1	59.3	1093.0	---	---	
		10	6	528886.0	16	2	78.9	1308.0	1984.0	---	
		10	5	359277.0	16	1	52.3	1740.0	---	---	
		10	4	187952.0	16	2	70.8	1968.0	1821.0	---	
		10	3	17733.0	16	1	66.2	1393.0	---	---	
	10	2	548411.0	16	3	91.7	1999.0	1702.0	1462.0		
	10	1	378386.0	16	3	97.4	1942.0	1754.0	1613.0		
	10	9	338262.0	16	1	59.1	1697.0	---	---		
	10	5530	10	7	700166.0	16	2	70.9	1050.0	1358.0	---
	10		15	657326.0	16	2	68.9	1849.0	1423.0	---	
	10		14	488056.0	16	1	63.3	1634.0	---	---	
	10		13	316923.0	16	2	78.7	1247.0	1121.0	---	
	10		12	146031.0	16	2	81.2	1720.0	1932.0	---	
	10		11	678689.0	16	2	67.9	1803.0	1083.0	---	
	10		10	508324.0	16	2	77.0	1397.0	1304.0	---	
	10		0	209249.0	16	2	73.7	1208.0	1497.0	---	
	10		8	167197.0	16	2	75.6	1437.0	1430.0	---	
	10		16	125509.0	16	1	59.3	1093.0	---	---	
	10		6	528886.0	16	2	78.9	1308.0	1984.0	---	
	10		5	359277.0	16	1	52.3	1740.0	---	---	
	10		4	187952.0	16	2	70.8	1968.0	1821.0	---	
	10		3	17733.0	16	1	66.2	1393.0	---	---	
	10	2	548411.0	16	3	91.7	1999.0	1702.0	1462.0		
	10	1	378386.0	16	3	97.4	1942.0	1754.0	1613.0		
	10	9	338262.0	16	1	59.1	1697.0	---	---		

Trial 11#; Brust Number: 19

TestMode	Channel	Trial ID	Burst ID	Burst Offset (µs)	Chirp Width (MHz)	Number Of Pulses	Pulse Width (µs)	PRI1 (µs)	PRI2 (µs)	PRI3 (µs)	
11AC80SISO	5290	11	8	226559.0	19	3	84.4	1203.0	1107.0	1443.0	
		11	0	263736.0	19	3	98.9	1381.0	1680.0	1488.0	
		11	16	189652.0	19	1	58.8	1742.0	---	---	
		11	15	36803.0	19	2	83.1	1943.0	1406.0	---	
		11	14	511297.0	19	3	90.2	1989.0	1089.0	1950.0	
		11	13	359771.0	19	3	90.1	1938.0	1071.0	1266.0	
		11	12	207876.0	19	2	82.3	1845.0	1686.0	---	
		11	11	55547.0	19	2	78.5	1911.0	1704.0	---	
		11	17	341809.0	19	2	77.0	1187.0	1657.0	---	
		11	9	380056.0	19	1	58.8	1715.0	---	---	
		11	18	495737.0	19	1	55.0	1012.0	---	---	
		11	7	74413.0	19	2	67.9	1350.0	1372.0	---	
		11	6	551431.0	19	1	55.9	1947.0	---	---	
		11	5	397609.0	19	2	71.1	1921.0	1789.0	---	
		11	4	245155.0	19	3	98.6	1507.0	1194.0	1461.0	
		11	3	92979.0	19	3	89.7	1861.0	1068.0	1282.0	
		11	2	567902.0	19	3	86.7	1211.0	1400.0	1919.0	
	11	1	416459.0	19	2	82.3	1716.0	1855.0	---		
	11	10	533408.0	19	1	65.6	1017.0	---	---		
	11	5530	11	8	226559.0	19	3	84.4	1203.0	1107.0	1443.0
	11		17	341809.0	19	2	77.0	1187.0	1657.0	---	
	11		16	189652.0	19	1	58.8	1742.0	---	---	
	11		15	36803.0	19	2	83.1	1943.0	1406.0	---	
	11		14	511297.0	19	3	90.2	1989.0	1089.0	1950.0	
	11		13	359771.0	19	3	90.1	1938.0	1071.0	1266.0	
	11		12	207876.0	19	2	82.3	1845.0	1686.0	---	
	11		11	55547.0	19	2	78.5	1911.0	1704.0	---	
	11		0	263736.0	19	3	98.9	1381.0	1680.0	1488.0	
	11		9	380056.0	19	1	58.8	1715.0	---	---	
	11		18	495737.0	19	1	55.0	1012.0	---	---	
	11		7	74413.0	19	2	67.9	1350.0	1372.0	---	
	11		6	551431.0	19	1	55.9	1947.0	---	---	
	11		5	397609.0	19	2	71.1	1921.0	1789.0	---	
	11		4	245155.0	19	3	98.6	1507.0	1194.0	1461.0	
11	3		92979.0	19	3	89.7	1861.0	1068.0	1282.0		
11	2		567902.0	19	3	86.7	1211.0	1400.0	1919.0		
11	1	416459.0	19	2	82.3	1716.0	1855.0	---			
11	10	533408.0	19	1	65.6	1017.0	---	---			

Trial 12#; Brust Number: 15

TestMode	Channel	Trial ID	Burst ID	Burst Offset (µs)	Chirp Width (MHz)	Number Of Pulses	Pulse Width (µs)	PRI1 (µs)	PRI2 (µs)	PRI3 (µs)	
11AC80SISO	5290	12	14	337856.0	13	2	69.3	1731.0	1717.0	---	
		12	1	216473.0	13	1	52.1	1910.0	---	---	
		12	2	410004.0	13	1	59.9	1971.0	---	---	
		12	3	603671.0	13	1	60.2	1812.0	---	---	
		12	4	794160.0	13	3	95.9	1399.0	1906.0	1608.0	
		12	5	192251.0	13	2	79.9	1626.0	1859.0	---	
		12	6	385590.0	13	2	78.5	1238.0	1917.0	---	
		12	7	579862.0	13	1	53.8	1763.0	---	---	
		12	8	773423.0	13	1	64.7	1800.0	---	---	
		12	9	168898.0	13	1	61.4	1390.0	---	---	
		12	10	361606.0	13	2	83.2	1692.0	1858.0	---	
		12	11	553866.0	13	3	84.7	1533.0	1677.0	1638.0	
		12	12	747241.0	13	3	88.7	1703.0	1528.0	1058.0	
	12	0	22911.0	13	1	58.1	1929.0	---	---		
	12	13	144710.0	13	2	78.3	1258.0	1951.0	---		
	12	14	337856.0	13	2	69.3	1731.0	1717.0	---		
	12	5530	12	1	216473.0	13	1	52.1	1910.0	---	---
	12		2	410004.0	13	1	59.9	1971.0	---	---	
	12		3	603671.0	13	1	60.2	1812.0	---	---	
	12		4	794160.0	13	3	95.9	1399.0	1906.0	1608.0	
	12		5	192251.0	13	2	79.9	1626.0	1859.0	---	
	12		6	385590.0	13	2	78.5	1238.0	1917.0	---	
	12		7	579862.0	13	1	53.8	1763.0	---	---	
	12		8	773423.0	13	1	64.7	1800.0	---	---	
	12		9	168898.0	13	1	61.4	1390.0	---	---	
	12		10	361606.0	13	2	83.2	1692.0	1858.0	---	
12	11		553866.0	13	3	84.7	1533.0	1677.0	1638.0		
12	12		747241.0	13	3	88.7	1703.0	1528.0	1058.0		
12	13		144710.0	13	2	78.3	1258.0	1951.0	---		
12	0	22911.0	13	1	58.1	1929.0	---	---			

Trial 13#; Brust Number: 12

TestMode	Channel	Trial ID	Burst ID	Burst Offset (µs)	Chirp Width (MHz)	Number Of Pulses	Pulse Width (µs)	PRI1 (µs)	PRI2 (µs)	PRI3 (µs)	
11AC80SIS O	5290	13	11	333050.0	10	3	92.4	1412.0	1673.0	1322.0	
		13	1	907886.0	10	1	56.3	1456.0	---	---	
		13	2	151316.0	10	2	67.7	1617.0	1185.0	---	
		13	3	393746.0	10	1	55.6	1337.0	---	---	
		13	4	635093.0	10	2	75.2	1421.0	1267.0	---	
		13	5	876993.0	10	2	76.3	1359.0	1305.0	---	
		13	6	121278.0	10	3	85.7	1547.0	1362.0	1924.0	
		13	7	362696.0	10	3	98.4	1873.0	1550.0	1249.0	
		13	8	604342.0	10	3	86.4	1779.0	1439.0	1046.0	
		13	9	846453.0	10	3	93.6	1059.0	1031.0	1452.0	
	13	0	664275.0	10	2	75.3	1994.0	1612.0	---		
	13	10	91871.0	10	1	63.3	1328.0	---	---		
	13	5530	13	11	333050.0	10	3	92.4	1412.0	1673.0	1322.0
	13		1	907886.0	10	1	56.3	1456.0	---	---	
	13		2	151316.0	10	2	67.7	1617.0	1185.0	---	
	13		3	393746.0	10	1	55.6	1337.0	---	---	
	13		4	635093.0	10	2	75.2	1421.0	1267.0	---	
	13		5	876993.0	10	2	76.3	1359.0	1305.0	---	
	13		6	121278.0	10	3	85.7	1547.0	1362.0	1924.0	
	13		7	362696.0	10	3	98.4	1873.0	1550.0	1249.0	
	13		8	604342.0	10	3	86.4	1779.0	1439.0	1046.0	
	13		9	846453.0	10	3	93.6	1059.0	1031.0	1452.0	
13	10	91871.0	10	1	63.3	1328.0	---	---			
13	0	664275.0	10	2	75.3	1994.0	1612.0	---			

Trial 14#; Brust Number: 19

TestMode	Channel	Trial ID	Burst ID	Burst Offset (µs)	Chirp Width (MHz)	Number Of Pulses	Pulse Width (µs)	PRI1 (µs)	PRI2 (µs)	PRI3 (µs)	
11AC80SIS O	5290	14	8	325872.0	18	1	57.1	1641.0	---	---	
		14	0	361323.0	18	3	93.3	1983.0	1912.0	1535.0	
		14	16	288306.0	18	1	56.5	1483.0	---	---	
		14	15	134759.0	18	3	91.2	1382.0	1832.0	1661.0	
		14	14	610798.0	18	2	67.2	1625.0	1881.0	---	
		14	13	458804.0	18	2	70.0	1759.0	1291.0	---	
		14	12	307096.0	18	1	59.8	1552.0	---	---	
		14	11	153647.0	18	3	90.9	1261.0	1566.0	1370.0	
		14	17	441296.0	18	1	51.2	1237.0	---	---	
		14	9	475841.0	18	3	88.9	1886.0	1964.0	1489.0	
		14	18	592780.0	18	2	74.1	1471.0	1245.0	---	
		14	7	172999.0	18	1	60.8	1979.0	---	---	
		14	6	20319.0	18	1	58.3	1429.0	---	---	
		14	5	497624.0	18	1	51.7	1447.0	---	---	
		14	4	343941.0	18	2	72.3	1094.0	1916.0	---	
		14	3	190900.0	18	3	84.9	1894.0	1948.0	1118.0	
		14	2	39025.0	18	3	86.9	1044.0	1152.0	1148.0	
	14	1	515261.0	18	2	69.1	1102.0	1794.0	---		
	14	10	1489.0	18	2	72.0	1909.0	1297.0	---		
	14	5530	14	8	325872.0	18	1	57.1	1641.0	---	---
	14		17	441296.0	18	1	51.2	1237.0	---	---	
	14		16	288306.0	18	1	56.5	1483.0	---	---	
	14		15	134759.0	18	3	91.2	1382.0	1832.0	1661.0	
	14		14	610798.0	18	2	67.2	1625.0	1881.0	---	
	14		13	458804.0	18	2	70.0	1759.0	1291.0	---	
	14		12	307096.0	18	1	59.8	1552.0	---	---	
	14		11	153647.0	18	3	90.9	1261.0	1566.0	1370.0	
	14		0	361323.0	18	3	93.3	1983.0	1912.0	1535.0	
	14		9	475841.0	18	3	88.9	1886.0	1964.0	1489.0	
	14		18	592780.0	18	2	74.1	1471.0	1245.0	---	
	14		7	172999.0	18	1	60.8	1979.0	---	---	
	14		6	20319.0	18	1	58.3	1429.0	---	---	
	14		5	497624.0	18	1	51.7	1447.0	---	---	
	14		4	343941.0	18	2	72.3	1094.0	1916.0	---	
14	3		190900.0	18	3	84.9	1894.0	1948.0	1118.0		
14	2		39025.0	18	3	86.9	1044.0	1152.0	1148.0		
14	1	515261.0	18	2	69.1	1102.0	1794.0	---			
14	10	1489.0	18	2	72.0	1909.0	1297.0	---			

Trial 15#; Brust Number: 14

TestMode	Channel	Trial ID	Burst ID	Burst Offset (µs)	Chirp Width (MHz)	Number Of Pulses	Pulse Width (µs)	PRI1 (µs)	PRI2 (µs)	PRI3 (µs)	
11AC80SISO	5290	15	13	288948.0	12	2	82.5	1404.0	1019.0	---	
		15	1	366024.0	12	1	50.2	1316.0	---	---	
		15	2	573452.0	12	1	62.9	1520.0	---	---	
		15	3	780619.0	12	1	64.7	1902.0	---	---	
		15	4	132455.0	12	3	83.8	1410.0	1097.0	1621.0	
		15	5	340207.0	12	1	65.4	1944.0	---	---	
		15	6	548208.0	12	1	53.2	1024.0	---	---	
		15	7	755333.0	12	1	51.7	1603.0	---	---	
		15	8	107117.0	12	2	78.7	1804.0	1168.0	---	
		15	9	314500.0	12	2	72.4	1030.0	1343.0	---	
		15	10	522447.0	12	1	53.8	1327.0	---	---	
		15	11	728517.0	12	2	73.6	1524.0	1553.0	---	
		15	0	158286.0	12	2	76.9	1110.0	1140.0	---	
	15	12	81611.0	12	2	66.7	1722.0	1122.0	---		
	15	13	288948.0	12	2	82.5	1404.0	1019.0	---		
	15	5530	15	1	366024.0	12	1	50.2	1316.0	---	---
	15		2	573452.0	12	1	62.9	1520.0	---	---	
	15		3	780619.0	12	1	64.7	1902.0	---	---	
	15		4	132455.0	12	3	83.8	1410.0	1097.0	1621.0	
	15		5	340207.0	12	1	65.4	1944.0	---	---	
	15		6	548208.0	12	1	53.2	1024.0	---	---	
	15		7	755333.0	12	1	51.7	1603.0	---	---	
	15		8	107117.0	12	2	78.7	1804.0	1168.0	---	
	15		9	314500.0	12	2	72.4	1030.0	1343.0	---	
	15		10	522447.0	12	1	53.8	1327.0	---	---	
	15		11	728517.0	12	2	73.6	1524.0	1553.0	---	
15	12		81611.0	12	2	66.7	1722.0	1122.0	---		
15	0		158286.0	12	2	76.9	1110.0	1140.0	---		

Trial 16#; Brust Number: 20

TestMode	Channel	Trial ID	Burst ID	Burst Offset (µs)	Chirp Width (MHz)	Number Of Pulses	Pulse Width (µs)	PRI1 (µs)	PRI2 (µs)	PRI3 (µs)	
11AC80SIS O	5290	16	9	456884.0	20	1	62.1	1495.0	---	---	
		16	0	345766.0	20	3	87.6	1565.0	1055.0	1840.0	
		16	17	418579.0	20	3	91.9	1970.0	1978.0	1165.0	
		16	16	274684.0	20	3	94.5	1296.0	1700.0	1283.0	
		16	15	130832.0	20	1	59.0	1402.0	---	---	
		16	14	584015.0	20	1	55.2	1644.0	---	---	
		16	13	436922.0	20	3	95.8	1192.0	1298.0	1844.0	
		16	12	293225.0	20	2	76.9	1226.0	1537.0	---	
		16	18	563464.0	20	3	85.2	1732.0	1551.0	1189.0	
		16	10	3515.0	20	3	86.4	1773.0	1966.0	1263.0	
		16	19	112787.0	20	2	69.5	1038.0	1224.0	---	
		16	8	310973.0	20	2	67.5	1764.0	1181.0	---	
		16	7	165992.0	20	2	80.4	1824.0	1752.0	---	
		16	6	21394.0	20	2	83.0	1080.0	1010.0	---	
		16	5	474728.0	20	1	60.9	1540.0	---	---	
		16	4	328777.0	20	2	76.5	1518.0	1485.0	---	
		16	3	183923.0	20	2	77.9	1749.0	1460.0	---	
	16	2	39073.0	20	3	84.8	1534.0	1889.0	1463.0		
	16	1	490019.0	20	3	85.2	1735.0	1541.0	1408.0		
	16	11	147928.0	20	3	84.3	1593.0	1188.0	1788.0		
	16	5530	16	9	456884.0	20	1	62.1	1495.0	---	---
	16		18	563464.0	20	3	85.2	1732.0	1551.0	1189.0	
	16		17	418579.0	20	3	91.9	1970.0	1978.0	1165.0	
	16		16	274684.0	20	3	94.5	1296.0	1700.0	1283.0	
	16		15	130832.0	20	1	59.0	1402.0	---	---	
	16		14	584015.0	20	1	55.2	1644.0	---	---	
	16		13	436922.0	20	3	95.8	1192.0	1298.0	1844.0	
	16		12	293225.0	20	2	76.9	1226.0	1537.0	---	
	16		0	345766.0	20	3	87.6	1565.0	1055.0	1840.0	
	16		10	3515.0	20	3	86.4	1773.0	1966.0	1263.0	
	16		19	112787.0	20	2	69.5	1038.0	1224.0	---	
	16		8	310973.0	20	2	67.5	1764.0	1181.0	---	
	16		7	165992.0	20	2	80.4	1824.0	1752.0	---	
	16		6	21394.0	20	2	83.0	1080.0	1010.0	---	
16	5		474728.0	20	1	60.9	1540.0	---	---		
16	4		328777.0	20	2	76.5	1518.0	1485.0	---		
16	3		183923.0	20	2	77.9	1749.0	1460.0	---		
16	2	39073.0	20	3	84.8	1534.0	1889.0	1463.0			
16	1	490019.0	20	3	85.2	1735.0	1541.0	1408.0			
16	11	147928.0	20	3	84.3	1593.0	1188.0	1788.0			

Trial 17#; Brust Number: 12

TestMode	Channel	Trial ID	Burst ID	Burst Offset (µs)	Chirp Width (MHz)	Number Of Pulses	Pulse Width (µs)	PRI1 (µs)	PRI2 (µs)	PRI3 (µs)
11AC80SIS O	5290	17	11	98897.0	10	1	65.3	1709.0	---	---
		17	1	670241.0	10	3	92.2	1598.0	1719.0	1895.0
		17	2	912880.0	10	2	80.4	1816.0	1899.0	---
		17	3	158603.0	10	1	54.3	1335.0	---	---
		17	4	400824.0	10	1	53.1	1303.0	---	---
		17	5	641915.0	10	2	69.4	1503.0	1546.0	---
		17	6	883823.0	10	2	69.1	1279.0	1639.0	---
		17	7	128373.0	10	3	100.0	1375.0	1438.0	1595.0
		17	8	370379.0	10	2	79.6	1239.0	1705.0	---
		17	9	611194.0	10	3	88.4	1374.0	1579.0	1623.0
	17	0	429224.0	10	3	86.4	1259.0	1918.0	1455.0	
	17	10	855665.0	10	1	53.3	1016.0	---	---	
	17	11	98897.0	10	1	65.3	1709.0	---	---	
	17	1	670241.0	10	3	92.2	1598.0	1719.0	1895.0	
	17	2	912880.0	10	2	80.4	1816.0	1899.0	---	
	17	3	158603.0	10	1	54.3	1335.0	---	---	
	17	4	400824.0	10	1	53.1	1303.0	---	---	
	17	5	641915.0	10	2	69.4	1503.0	1546.0	---	
	17	6	883823.0	10	2	69.1	1279.0	1639.0	---	
	17	7	128373.0	10	3	100.0	1375.0	1438.0	1595.0	
	17	8	370379.0	10	2	79.6	1239.0	1705.0	---	
	17	9	611194.0	10	3	88.4	1374.0	1579.0	1623.0	
17	10	855665.0	10	1	53.3	1016.0	---	---		
17	0	429224.0	10	3	86.4	1259.0	1918.0	1455.0		

Trial 18#; Brust Number: 14

TestMode	Channel	Trial ID	Burst ID	Burst Offset (µs)	Chirp Width (MHz)	Number Of Pulses	Pulse Width (µs)	PRI1 (µs)	PRI2 (µs)	PRI3 (µs)	
11AC80SISO	5290	18	13	421325.0	12	3	99.5	1299.0	1965.0	1869.0	
		18	1	499633.0	12	1	58.3	1797.0	---	---	
		18	2	706377.0	12	2	72.3	1610.0	1039.0	---	
		18	3	58989.0	12	3	84.8	1131.0	1761.0	1721.0	
		18	4	266161.0	12	2	82.5	1875.0	1431.0	---	
		18	5	474469.0	12	1	63.3	1095.0	---	---	
		18	6	680544.0	12	2	80.0	1119.0	1913.0	---	
		18	7	33519.0	12	3	90.3	1660.0	1853.0	1123.0	
		18	8	240319.0	12	3	91.1	1539.0	1783.0	1172.0	
		18	9	447400.0	12	3	96.6	1525.0	1036.0	1385.0	
		18	10	654516.0	12	2	82.7	1710.0	1990.0	---	
		18	11	8083.0	12	1	50.7	1234.0	---	---	
	18	0	292143.0	12	1	55.3	1920.0	---	---		
	18	12	215435.0	12	2	78.4	1047.0	1109.0	---		
	18	5530	18	13	421325.0	12	3	99.5	1299.0	1965.0	1869.0
	18		18	1	499633.0	12	1	58.3	1797.0	---	---
	18		18	2	706377.0	12	2	72.3	1610.0	1039.0	---
	18		18	3	58989.0	12	3	84.8	1131.0	1761.0	1721.0
	18		18	4	266161.0	12	2	82.5	1875.0	1431.0	---
	18		18	5	474469.0	12	1	63.3	1095.0	---	---
	18		18	6	680544.0	12	2	80.0	1119.0	1913.0	---
	18		18	7	33519.0	12	3	90.3	1660.0	1853.0	1123.0
	18		18	8	240319.0	12	3	91.1	1539.0	1783.0	1172.0
	18		18	9	447400.0	12	3	96.6	1525.0	1036.0	1385.0
	18	18	10	654516.0	12	2	82.7	1710.0	1990.0	---	
	18	18	11	8083.0	12	1	50.7	1234.0	---	---	
18	18	12	215435.0	12	2	78.4	1047.0	1109.0	---		
18	18	0	292143.0	12	1	55.3	1920.0	---	---		

Trial 19#; Brust Number: 12

TestMode	Channel	Trial ID	Burst ID	Burst Offset (µs)	Chirp Width (MHz)	Number Of Pulses	Pulse Width (µs)	PRI1 (µs)	PRI2 (µs)	PRI3 (µs)	
11AC80SISO	5290	19	11	403553.0	10	2	80.4	1850.0	1436.0	---	
		19	1	977882.0	10	1	57.4	1723.0	---	---	
		19	2	221197.0	10	3	96.6	1086.0	1658.0	1324.0	
		19	3	462915.0	10	2	69.7	1751.0	1945.0	---	
		19	4	705071.0	10	2	77.9	1642.0	1317.0	---	
		19	5	947923.0	10	1	62.0	1866.0	---	---	
		19	6	191373.0	10	3	88.4	1997.0	1077.0	1366.0	
		19	7	432561.0	10	3	97.3	1790.0	1896.0	1367.0	
		19	8	674004.0	10	3	96.2	1391.0	1787.0	1672.0	
		19	9	915842.0	10	3	95.4	1020.0	1892.0	1414.0	
	19	0	733725.0	10	3	88.6	1501.0	1067.0	1927.0		
	19	10	162176.0	10	1	54.8	1084.0	---	---		
	19	5530	19	11	403553.0	10	2	80.4	1850.0	1436.0	---
	19		19	1	977882.0	10	1	57.4	1723.0	---	---
	19		19	2	221197.0	10	3	96.6	1086.0	1658.0	1324.0
	19		19	3	462915.0	10	2	69.7	1751.0	1945.0	---
	19		19	4	705071.0	10	2	77.9	1642.0	1317.0	---
	19		19	5	947923.0	10	1	62.0	1866.0	---	---
	19		19	6	191373.0	10	3	88.4	1997.0	1077.0	1366.0
	19		19	7	432561.0	10	3	97.3	1790.0	1896.0	1367.0
19	19		8	674004.0	10	3	96.2	1391.0	1787.0	1672.0	
19	19		9	915842.0	10	3	95.4	1020.0	1892.0	1414.0	
19	19	10	162176.0	10	1	54.8	1084.0	---	---		
19	19	0	733725.0	10	3	88.6	1501.0	1067.0	1927.0		

Trial 20#; Brust Number: 15

TestMode	Channel	Trial ID	Burst ID	Burst Offset (µs)	Chirp Width (MHz)	Number Of Pulses	Pulse Width (µs)	PRI1 (µs)	PRI2 (µs)	PRI3 (µs)	
11AC80SISO	5290	20	7	257785.0	15	2	71.0	1521.0	1567.0	---	
		20	0	483470.0	15	2	74.7	1619.0	1611.0	---	
		20	13	597974.0	15	2	81.2	1160.0	1675.0	---	
		20	12	417036.0	15	2	76.6	1045.0	1300.0	---	
		20	11	235506.0	15	2	70.5	1864.0	1115.0	---	
		20	10	54310.0	15	2	73.5	1904.0	1352.0	---	
		20	14	32086.0	15	1	61.8	1277.0	---	---	
		20	8	438554.0	15	2	79.0	1777.0	1960.0	---	
		20	15	212751.0	15	3	94.9	1450.0	1206.0	1860.0	
		20	6	76831.0	15	1	58.7	1186.0	---	---	
		20	5	642324.0	15	2	79.2	1574.0	1600.0	---	
		20	4	462536.0	15	1	50.7	1003.0	---	---	
		20	3	279914.0	15	2	83.1	1809.0	1772.0	---	
		20	2	98810.0	15	3	91.9	1392.0	1475.0	1276.0	
		20	1	666072.0	15	1	57.1	1560.0	---	---	
	20	9	620397.0	15	2	68.5	1284.0	1428.0	---		
	20	5530	20	7	257785.0	15	2	71.0	1521.0	1567.0	---
	20		14	32086.0	15	1	61.8	1277.0	---	---	
	20		13	597974.0	15	2	81.2	1160.0	1675.0	---	
	20		12	417036.0	15	2	76.6	1045.0	1300.0	---	
	20		11	235506.0	15	2	70.5	1864.0	1115.0	---	
	20		10	54310.0	15	2	73.5	1904.0	1352.0	---	
	20		0	483470.0	15	2	74.7	1619.0	1611.0	---	
	20		8	438554.0	15	2	79.0	1777.0	1960.0	---	
	20		15	212751.0	15	3	94.9	1450.0	1206.0	1860.0	
	20		6	76831.0	15	1	58.7	1186.0	---	---	
	20		5	642324.0	15	2	79.2	1574.0	1600.0	---	
	20		4	462536.0	15	1	50.7	1003.0	---	---	
	20		3	279914.0	15	2	83.1	1809.0	1772.0	---	
	20		2	98810.0	15	3	91.9	1392.0	1475.0	1276.0	
20	1		666072.0	15	1	57.1	1560.0	---	---		
20	9	620397.0	15	2	68.5	1284.0	1428.0	---			

Trial 21#; Brust Number: 12

TestMode	Channel	Trial ID	Burst ID	Burst Offset (µs)	Chirp Width (MHz)	Number Of Pulses	Pulse Width (µs)	PRI1 (µs)	PRI2 (µs)	PRI3 (µs)
11AC80SISO	5290	21	11	194839.0	9	3	91.4	1768.0	1726.0	1227.0
		21	1	767135.0	9	3	89.8	1174.0	1962.0	1167.0
		21	2	12955.0	9	1	59.4	1982.0	---	---
		21	3	254612.0	9	2	79.6	1633.0	1890.0	---
		21	4	496588.0	9	2	76.0	1112.0	1811.0	---
		21	5	739728.0	9	1	53.6	1144.0	---	---
		21	6	980872.0	9	2	80.9	1220.0	1053.0	---
		21	7	225249.0	9	1	61.6	1724.0	---	---
		21	8	467279.0	9	1	53.4	1901.0	---	---
		21	9	709720.0	9	1	59.9	1379.0	---	---
		21	0	526149.0	9	2	78.5	1653.0	1698.0	---
	21	10	951847.0	9	1	60.4	1453.0	---	---	
	21	11	194839.0	9	3	91.4	1768.0	1726.0	1227.0	
	21	1	767135.0	9	3	89.8	1174.0	1962.0	1167.0	
	21	2	12955.0	9	1	59.4	1982.0	---	---	
	21	3	254612.0	9	2	79.6	1633.0	1890.0	---	
	21	4	496588.0	9	2	76.0	1112.0	1811.0	---	
	21	5	739728.0	9	1	53.6	1144.0	---	---	
	21	6	980872.0	9	2	80.9	1220.0	1053.0	---	
	21	7	225249.0	9	1	61.6	1724.0	---	---	
	21	8	467279.0	9	1	53.4	1901.0	---	---	
	21	9	709720.0	9	1	59.9	1379.0	---	---	
21	10	951847.0	9	1	60.4	1453.0	---	---		
21	0	526149.0	9	2	78.5	1653.0	1698.0	---		

Trial 22#; Brust Number: 20

TestMode	Channel	Trial ID	Burst ID	Burst Offset (µs)	Chirp Width (MHz)	Number Of Pulses	Pulse Width (µs)	PRI1 (µs)	PRI2 (µs)	PRI3 (µs)	
11AC80SIS O	5290	22	9	371906.0	20	1	57.9	1193.0	---	---	
		22	0	261858.0	20	2	77.0	1191.0	1363.0	---	
		22	17	335330.0	20	2	76.1	1557.0	1057.0	---	
		22	16	189821.0	20	3	84.0	1765.0	1630.0	1176.0	
		22	15	45553.0	20	2	70.0	1042.0	1664.0	---	
		22	14	497515.0	20	2	70.5	1684.0	1586.0	---	
		22	13	353638.0	20	1	57.3	1834.0	---	---	
		22	12	207510.0	20	3	92.0	1745.0	1654.0	1458.0	
		22	18	478825.0	20	3	93.2	1985.0	1018.0	1340.0	
		22	10	514197.0	20	3	95.9	1659.0	1870.0	1066.0	
		22	19	27594.0	20	3	96.8	1760.0	1614.0	1817.0	
		22	8	225245.0	20	3	98.5	1839.0	1746.0	1389.0	
		22	7	81159.0	20	2	72.9	1922.0	1387.0	---	
		22	6	531093.0	20	3	88.6	1693.0	1995.0	1905.0	
		22	5	389464.0	20	1	52.0	1701.0	---	---	
		22	4	243514.0	20	2	80.0	1914.0	1852.0	---	
		22	3	99107.0	20	2	76.9	1334.0	1236.0	---	
		22	2	552319.0	20	1	62.1	1836.0	---	---	
	22	1	407646.0	20	1	58.1	1248.0	---	---		
	22	11	63561.0	20	1	53.5	1162.0	---	---		
	22	5530	22	9	371906.0	20	1	57.9	1193.0	---	---
	22		18	478825.0	20	3	93.2	1985.0	1018.0	1340.0	
	22		17	335330.0	20	2	76.1	1557.0	1057.0	---	
	22		16	189821.0	20	3	84.0	1765.0	1630.0	1176.0	
	22		15	45553.0	20	2	70.0	1042.0	1664.0	---	
	22		14	497515.0	20	2	70.5	1684.0	1586.0	---	
	22		13	353638.0	20	1	57.3	1834.0	---	---	
	22		12	207510.0	20	3	92.0	1745.0	1654.0	1458.0	
	22		0	261858.0	20	2	77.0	1191.0	1363.0	---	
	22		10	514197.0	20	3	95.9	1659.0	1870.0	1066.0	
	22		19	27594.0	20	3	96.8	1760.0	1614.0	1817.0	
	22		8	225245.0	20	3	98.5	1839.0	1746.0	1389.0	
	22		7	81159.0	20	2	72.9	1922.0	1387.0	---	
	22		6	531093.0	20	3	88.6	1693.0	1995.0	1905.0	
	22		5	389464.0	20	1	52.0	1701.0	---	---	
	22		4	243514.0	20	2	80.0	1914.0	1852.0	---	
	22	3	99107.0	20	2	76.9	1334.0	1236.0	---		
	22	2	552319.0	20	1	62.1	1836.0	---	---		
	22	1	407646.0	20	1	58.1	1248.0	---	---		
	22	11	63561.0	20	1	53.5	1162.0	---	---		

Trial 23#; Brust Number: 14

TestMode	Channel	Trial ID	Burst ID	Burst Offset (µs)	Chirp Width (MHz)	Number Of Pulses	Pulse Width (µs)	PRI1 (µs)	PRI2 (µs)	PRI3 (µs)
11AC80SIS O	5290	23	13	377306.0	12	2	67.4	1872.0	1313.0	---
		23	1	453362.0	12	3	93.5	1590.0	1081.0	1413.0
		23	2	660875.0	12	2	68.8	1707.0	1577.0	---
		23	3	14140.0	12	1	56.3	1056.0	---	---
		23	4	220734.0	12	3	86.0	1953.0	1108.0	1987.0
		23	5	428367.0	12	2	75.2	1572.0	1536.0	---
		23	6	636681.0	12	1	54.4	1517.0	---	---
		23	7	843157.0	12	2	71.1	1329.0	1243.0	---
		23	8	195585.0	12	2	76.2	1940.0	1770.0	---
		23	9	403231.0	12	2	80.2	1098.0	1209.0	---
		23	10	610202.0	12	2	79.7	1588.0	1214.0	---
		23	11	815229.0	12	3	90.9	1615.0	1862.0	1601.0
		23	0	247117.0	12	1	50.1	1841.0	---	---
	23	12	170267.0	12	2	68.7	1377.0	1441.0	---	
	23	13	377306.0	12	2	67.4	1872.0	1313.0	---	
	23	1	453362.0	12	3	93.5	1590.0	1081.0	1413.0	
	23	2	660875.0	12	2	68.8	1707.0	1577.0	---	
	23	3	14140.0	12	1	56.3	1056.0	---	---	
	23	4	220734.0	12	3	86.0	1953.0	1108.0	1987.0	
	23	5	428367.0	12	2	75.2	1572.0	1536.0	---	
	23	6	636681.0	12	1	54.4	1517.0	---	---	
	23	7	843157.0	12	2	71.1	1329.0	1243.0	---	
	23	8	195585.0	12	2	76.2	1940.0	1770.0	---	
	23	9	403231.0	12	2	80.2	1098.0	1209.0	---	
	23	10	610202.0	12	2	79.7	1588.0	1214.0	---	
	23	11	815229.0	12	3	90.9	1615.0	1862.0	1601.0	
23	12	170267.0	12	2	68.7	1377.0	1441.0	---		
23	0	247117.0	12	1	50.1	1841.0	---	---		

Trial 24#; Brust Number: 13

TestMode	Channel	Trial ID	Burst ID	Burst Offset (µs)	Chirp Width (MHz)	Number Of Pulses	Pulse Width (µs)	PRI1 (µs)	PRI2 (µs)	PRI3 (µs)
11AC80SIS O	5290	24	12	546278.0	11	3	87.7	1435.0	1963.0	1164.0
		24	1	853391.0	11	2	70.8	1177.0	1201.0	---
		24	2	156223.0	11	1	56.3	1006.0	---	---
		24	3	378734.0	11	3	96.7	1230.0	1163.0	1332.0
		24	4	601331.0	11	3	90.6	1217.0	1582.0	1498.0
		24	5	825462.0	11	2	74.5	1569.0	1281.0	---
		24	6	128265.0	11	3	92.6	1065.0	1669.0	1222.0
		24	7	351161.0	11	3	89.0	1493.0	1135.0	1380.0
		24	8	573425.0	11	3	96.5	1607.0	1822.0	1602.0
		24	9	798431.0	11	2	70.5	1141.0	1178.0	---
		24	10	100737.0	11	3	94.0	1009.0	1629.0	1956.0
	24	0	628071.0	11	3	94.0	1643.0	1748.0	1941.0	
	24	11	324661.0	11	1	55.8	1290.0	---	---	
	24	12	546278.0	11	3	87.7	1435.0	1963.0	1164.0	
	24	1	853391.0	11	2	70.8	1177.0	1201.0	---	
	24	2	156223.0	11	1	56.3	1006.0	---	---	
	24	3	378734.0	11	3	96.7	1230.0	1163.0	1332.0	
	24	4	601331.0	11	3	90.6	1217.0	1582.0	1498.0	
	24	5	825462.0	11	2	74.5	1569.0	1281.0	---	
	24	6	128265.0	11	3	92.6	1065.0	1669.0	1222.0	
	24	7	351161.0	11	3	89.0	1493.0	1135.0	1380.0	
	24	8	573425.0	11	3	96.5	1607.0	1822.0	1602.0	
	24	9	798431.0	11	2	70.5	1141.0	1178.0	---	
	24	10	100737.0	11	3	94.0	1009.0	1629.0	1956.0	
24	11	324661.0	11	1	55.8	1290.0	---	---		
24	0	628071.0	11	3	94.0	1643.0	1748.0	1941.0		

Trial 25#; Brust Number: 8

TestMode	Channel	Trial ID	Burst ID	Burst Offset (µs)	Chirp Width (MHz)	Number Of Pulses	Pulse Width (µs)	PRI1 (µs)	PRI2 (µs)	PRI3 (µs)
11AC80SISO	5290	25	7	800152.0	5	3	91.2	1409.0	1681.0	1275.0
		25	1	119486.0	5	2	83.1	1420.0	1315.0	---
		25	2	482958.0	5	1	60.9	1687.0	---	---
		25	3	845641.0	5	2	77.7	1776.0	1158.0	---
		25	4	1208428.0	5	2	77.4	1793.0	1510.0	---
		25	5	74748.0	5	2	66.8	1576.0	1323.0	---
		25	0	1253842.0	5	2	68.6	1306.0	1161.0	---
		25	6	438300.0	5	1	63.7	1333.0	---	---
	25	7	800152.0	5	3	91.2	1409.0	1681.0	1275.0	
	25	1	119486.0	5	2	83.1	1420.0	1315.0	---	
	25	2	482958.0	5	1	60.9	1687.0	---	---	
	25	3	845641.0	5	2	77.7	1776.0	1158.0	---	
	25	4	1208428.0	5	2	77.4	1793.0	1510.0	---	
	25	5	74748.0	5	2	66.8	1576.0	1323.0	---	
	25	6	438300.0	5	1	63.7	1333.0	---	---	
	25	0	1253842.0	5	2	68.6	1306.0	1161.0	---	

Trial 26#; Brust Number: 17

TestMode	Channel	Trial ID	Burst ID	Burst Offset (µs)	Chirp Width (MHz)	Number Of Pulses	Pulse Width (µs)	PRI1 (µs)	PRI2 (µs)	PRI3 (µs)
11AC80SIS O	5290	26	7	333410.0	16	3	96.7	1589.0	1469.0	1268.0
		26	0	545865.0	16	3	83.6	1632.0	1195.0	1000.0
		26	14	121457.0	16	3	99.8	1035.0	1515.0	1120.0
		26	13	655022.0	16	1	63.3	1885.0	---	---
		26	12	482953.0	16	2	74.6	1959.0	1856.0	---
		26	11	312479.0	16	3	84.9	1129.0	1936.0	1199.0
		26	10	142890.0	16	1	55.0	1427.0	---	---
		26	15	292606.0	16	1	63.6	1647.0	---	---
		26	8	504006.0	16	2	68.3	1750.0	1954.0	---
		26	16	461322.0	16	3	87.3	1931.0	1051.0	1831.0
		26	6	163568.0	16	2	67.5	1571.0	1434.0	---
		26	5	694806.0	16	3	97.7	1734.0	1202.0	1250.0
		26	4	526388.0	16	1	54.7	1825.0	---	---
		26	3	353759.0	16	3	90.9	1981.0	1554.0	1998.0
		26	2	184953.0	16	1	55.8	1532.0	---	---
	26	1	14067.0	16	3	89.4	1173.0	1627.0	1656.0	
	26	9	675297.0	16	2	78.3	1591.0	1082.0	---	
	26	7	333410.0	16	3	96.7	1589.0	1469.0	1268.0	
	26	15	292606.0	16	1	63.6	1647.0	---	---	
	26	14	121457.0	16	3	99.8	1035.0	1515.0	1120.0	
	26	13	655022.0	16	1	63.3	1885.0	---	---	
	26	12	482953.0	16	2	74.6	1959.0	1856.0	---	
	26	11	312479.0	16	3	84.9	1129.0	1936.0	1199.0	
	26	10	142890.0	16	1	55.0	1427.0	---	---	
	26	0	545865.0	16	3	83.6	1632.0	1195.0	1000.0	
	26	8	504006.0	16	2	68.3	1750.0	1954.0	---	
	26	16	461322.0	16	3	87.3	1931.0	1051.0	1831.0	
	26	6	163568.0	16	2	67.5	1571.0	1434.0	---	
	26	5	694806.0	16	3	97.7	1734.0	1202.0	1250.0	
	26	4	526388.0	16	1	54.7	1825.0	---	---	
26	3	353759.0	16	3	90.9	1981.0	1554.0	1998.0		
26	2	184953.0	16	1	55.8	1532.0	---	---		
26	1	14067.0	16	3	89.4	1173.0	1627.0	1656.0		
26	9	675297.0	16	2	78.3	1591.0	1082.0	---		

Trial 27#; Brust Number: 18

TestMode	Channel	Trial ID	Burst ID	Burst Offset (µs)	Chirp Width (MHz)	Number Of Pulses	Pulse Width (µs)	PRI1 (µs)	PRI2 (µs)	PRI3 (µs)	
11AC80SISO	5290	27	8	527806.0	19	3	87.5	1216.0	1448.0	1179.0	
		27	0	565136.0	19	3	85.6	1946.0	1078.0	1015.0	
		27	16	491053.0	19	2	76.2	1376.0	1502.0	---	
		27	15	339327.0	19	1	54.9	1479.0	---	---	
		27	14	186023.0	19	2	74.1	1915.0	1200.0	---	
		27	13	33698.0	19	1	52.3	1312.0	---	---	
		27	12	510977.0	19	1	52.5	1470.0	---	---	
		27	11	357941.0	19	1	65.3	1848.0	---	---	
		27	17	14858.0	19	1	60.4	1758.0	---	---	
		27	9	52247.0	19	3	85.8	1847.0	1348.0	1472.0	
		27	18	167387.0	19	2	81.5	1491.0	1103.0	---	
		27	7	376127.0	19	2	80.2	1126.0	1769.0	---	
		27	6	224093.0	19	1	62.4	1655.0	---	---	
		27	5	70998.0	19	3	98.3	1142.0	1699.0	1622.0	
		27	4	546225.0	19	3	97.1	1157.0	1969.0	1100.0	
		27	3	396034.0	19	1	61.2	1104.0	---	---	
		27	2	243121.0	19	1	54.2	1111.0	---	---	
		27	1	89970.0	19	2	68.6	1029.0	1780.0	---	
	27	10	204582.0	19	3	88.1	1023.0	1124.0	1631.0		
	27	5530	27	8	527806.0	19	3	87.5	1216.0	1448.0	1179.0
	27		17	14858.0	19	1	60.4	1758.0	---	---	
	27		16	491053.0	19	2	76.2	1376.0	1502.0	---	
	27		15	339327.0	19	1	54.9	1479.0	---	---	
	27		14	186023.0	19	2	74.1	1915.0	1200.0	---	
	27		13	33698.0	19	1	52.3	1312.0	---	---	
	27		12	510977.0	19	1	52.5	1470.0	---	---	
	27		11	357941.0	19	1	65.3	1848.0	---	---	
	27		0	565136.0	19	3	85.6	1946.0	1078.0	1015.0	
	27		9	52247.0	19	3	85.8	1847.0	1348.0	1472.0	
	27		18	167387.0	19	2	81.5	1491.0	1103.0	---	
	27		7	376127.0	19	2	80.2	1126.0	1769.0	---	
	27		6	224093.0	19	1	62.4	1655.0	---	---	
	27		5	70998.0	19	3	98.3	1142.0	1699.0	1622.0	
	27		4	546225.0	19	3	97.1	1157.0	1969.0	1100.0	
	27		3	396034.0	19	1	61.2	1104.0	---	---	
	27		2	243121.0	19	1	54.2	1111.0	---	---	
27	1		89970.0	19	2	68.6	1029.0	1780.0	---		
27	10	204582.0	19	3	88.1	1023.0	1124.0	1631.0			

Trial 28#; Brust Number: 12

TestMode	Channel	Trial ID	Burst ID	Burst Offset (µs)	Chirp Width (MHz)	Number Of Pulses	Pulse Width (µs)	PRI1 (µs)	PRI2 (µs)	PRI3 (µs)	
11AC80SISO	5290	28	11	176231.0	10	1	55.3	1522.0	---	---	
		28	1	750249.0	10	1	55.7	1246.0	---	---	
		28	2	989003.0	10	3	85.8	1774.0	1002.0	1967.0	
		28	3	235634.0	10	2	76.9	1125.0	1474.0	---	
		28	4	477675.0	10	2	75.1	1254.0	1052.0	---	
		28	5	718312.0	10	3	92.3	1180.0	1486.0	1492.0	
		28	6	960895.0	10	2	78.1	1301.0	1757.0	---	
		28	7	205370.0	10	3	92.2	1898.0	1252.0	1713.0	
		28	8	446940.0	10	3	89.0	1260.0	1706.0	1411.0	
		28	9	689225.0	10	2	70.9	1578.0	1620.0	---	
		28	0	507709.0	10	1	50.5	1857.0	---	---	
	28	10	932305.0	10	1	63.1	1782.0	---	---		
	28	5530	28	11	176231.0	10	1	55.3	1522.0	---	---
	28		1	750249.0	10	1	55.7	1246.0	---	---	
	28		2	989003.0	10	3	85.8	1774.0	1002.0	1967.0	
	28		3	235634.0	10	2	76.9	1125.0	1474.0	---	
	28		4	477675.0	10	2	75.1	1254.0	1052.0	---	
	28		5	718312.0	10	3	92.3	1180.0	1486.0	1492.0	
	28		6	960895.0	10	2	78.1	1301.0	1757.0	---	
	28		7	205370.0	10	3	92.2	1898.0	1252.0	1713.0	
	28		8	446940.0	10	3	89.0	1260.0	1706.0	1411.0	
	28		9	689225.0	10	2	70.9	1578.0	1620.0	---	
	28	10	932305.0	10	1	63.1	1782.0	---	---		
	28	0	507709.0	10	1	50.5	1857.0	---	---		

Trial 29#; Brust Number: 18

TestMode	Channel	Trial ID	Burst ID	Burst Offset (µs)	Chirp Width (MHz)	Number Of Pulses	Pulse Width (µs)	PRI1 (µs)	PRI2 (µs)	PRI3 (µs)	
11AC80SISO	5290	29	8	238032.0	17	3	91.1	1105.0	1599.0	1442.0	
		29	0	277485.0	17	3	83.4	1454.0	1205.0	1801.0	
		29	15	37916.0	17	1	65.7	1496.0	---	---	
		29	14	540896.0	17	2	81.4	1096.0	1464.0	---	
		29	13	379234.0	17	2	79.4	1933.0	1667.0	---	
		29	12	219083.0	17	1	61.8	1585.0	---	---	
		29	11	57684.0	17	2	67.2	1288.0	1405.0	---	
		29	16	198794.0	17	2	76.0	1733.0	1255.0	---	
		29	9	398605.0	17	3	93.5	1867.0	1373.0	1087.0	
		29	17	359754.0	17	2	81.0	1326.0	1668.0	---	
		29	7	77366.0	17	3	86.5	1054.0	1128.0	1828.0	
		29	6	580724.0	17	2	80.0	1253.0	1137.0	---	
		29	5	419893.0	17	1	59.5	1952.0	---	---	
		29	4	257251.0	17	3	98.2	1876.0	1977.0	1766.0	
		29	3	97088.0	17	3	91.8	1563.0	1151.0	1802.0	
		29	2	598445.0	17	3	90.4	1079.0	1986.0	1674.0	
		29	1	437880.0	17	3	97.3	1319.0	1826.0	1635.0	
		29	10	562025.0	17	1	60.7	1033.0	---	---	
	29	5530	29	8	238032.0	17	3	91.1	1105.0	1599.0	1442.0
	29		16	198794.0	17	2	76.0	1733.0	1255.0	---	
	29		15	37916.0	17	1	65.7	1496.0	---	---	
	29		14	540896.0	17	2	81.4	1096.0	1464.0	---	
	29		13	379234.0	17	2	79.4	1933.0	1667.0	---	
	29		12	219083.0	17	1	61.8	1585.0	---	---	
	29		11	57684.0	17	2	67.2	1288.0	1405.0	---	
	29		0	277485.0	17	3	83.4	1454.0	1205.0	1801.0	
	29		9	398605.0	17	3	93.5	1867.0	1373.0	1087.0	
	29		17	359754.0	17	2	81.0	1326.0	1668.0	---	
	29		7	77366.0	17	3	86.5	1054.0	1128.0	1828.0	
	29		6	580724.0	17	2	80.0	1253.0	1137.0	---	
	29		5	419893.0	17	1	59.5	1952.0	---	---	
	29		4	257251.0	17	3	98.2	1876.0	1977.0	1766.0	
	29		3	97088.0	17	3	91.8	1563.0	1151.0	1802.0	
	29		2	598445.0	17	3	90.4	1079.0	1986.0	1674.0	
	29		1	437880.0	17	3	97.3	1319.0	1826.0	1635.0	
	29		10	562025.0	17	1	60.7	1033.0	---	---	

1.7.2.3 Parameter Data sheet for Radar Type 6:

TestMode	Frequency [MHz]	Trial ID	Pulse width (µs)	PRI (µs)	Pulses per Hop	Detection (1: Yes; 0: No)	
11AC80SIS O	5290	0	1	333.3	9	1	
		1	1	333.3	9	1	
		2	1	333.3	9	1	
		3	1	333.3	9	1	
		4	1	333.3	9	1	
		5	1	333.3	9	1	
		6	1	333.3	9	1	
		7	1	333.3	9	1	
		8	1	333.3	9	1	
		9	1	333.3	9	1	
		10	1	333.3	9	1	
		11	1	333.3	9	1	
		12	1	333.3	9	1	
		13	1	333.3	9	1	
		14	1	333.3	9	1	
		15	1	333.3	9	1	
		16	1	333.3	9	1	
		17	1	333.3	9	1	
		18	1	333.3	9	1	
		19	1	333.3	9	1	
		20	1	333.3	9	1	
		21	1	333.3	9	1	
		22	1	333.3	9	1	
		23	1	333.3	9	1	
		24	1	333.3	9	1	
		25	1	333.3	9	1	
		26	1	333.3	9	1	
		27	1	333.3	9	1	
	28	1	333.3	9	1		
	29	1	333.3	9	1		
	0	5530	0	1	333.3	9	1
	1		1	333.3	9	1	
	2		1	333.3	9	1	
	3		1	333.3	9	1	
	4		1	333.3	9	0	
	5		1	333.3	9	1	
	6		1	333.3	9	1	
	7		1	333.3	9	1	
	8		1	333.3	9	0	
	9		1	333.3	9	1	
	10		1	333.3	9	1	
	11		1	333.3	9	1	
	12		1	333.3	9	1	
	13		1	333.3	9	1	
	14		1	333.3	9	1	
	15		1	333.3	9	1	
	16		1	333.3	9	1	
	17		1	333.3	9	1	
	18		1	333.3	9	1	
	19		1	333.3	9	1	
	20		1	333.3	9	1	
	21		1	333.3	9	1	
	22		1	333.3	9	1	
	23		1	333.3	9	1	
24	1		333.3	9	1		
25	1		333.3	9	1		
26	1		333.3	9	1		
27	1	333.3	9	1			

		28	1	333.3	9	1
		29	1	333.3	9	1

For the Frequency Hopping Radar Type, the same *Burst* parameters are used for each waveform. The hopping sequence is different for each waveform and a 100-length segment is selected from the hopping sequence defined by the following algorithm, and each segment at least contains 1 frequency within the U-NII Detection Bandwidth of the UUT:

The first frequency in a hopping sequence is selected randomly from the group of 475 integer frequencies from 5250 – 5724 MHz. Next, the frequency that was just chosen is removed from the group and a frequency is randomly selected from the remaining 474 frequencies in the group. This process continues until all 475 frequencies are chosen for the set. For selection of a random frequency, the frequencies remaining within the group are always treated as equally likely.