





EXHIBIT 2 - EUT EXTERNAL PHOTOGRAPHS



<p>EUT View 3</p>	 A top-down view of a red mouse shell. The shell is open, revealing internal components. Yellow and blue lines are drawn on the shell to highlight specific areas. A ruler is placed to the left and bottom of the shell for scale. The ruler shows measurements in millimeters, with markings every 10 units and sub-markings every 1 unit.
<p>EUT View 4</p>	 A side view of a red mouse. The mouse is shown in profile, highlighting its ergonomic shape and the placement of the left and right buttons. A ruler is placed below the mouse for scale. The ruler shows measurements in millimeters, with markings every 10 units and sub-markings every 1 unit.

EUT View 5



EUT View 6



EUT View 7

