

Antenna Sample Datasheet

customer:	Dongguan yuanfenglun Technology Co., LTD
entry name:	BK316
Material category:	BT antenna
Antenna Type	PIFA
Antenna Material	FPC
edition:	A0
Date:	2024. 4. 24

Contents

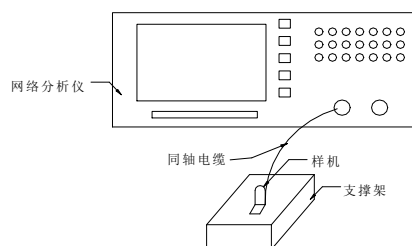
1: Antenna test equipment.....	1
2: Passive test report.....	3
3: Matching circuit.....	5
4: Structural drawing.....	6
5: Antenna diagram.....	7

1: Antenna test equipment

List of meters: Agilent 5071B;




1.1 The principle diagram of the ETS anechoic chamber



Picture1. Antenna static test connection method

1.2 Pictures of the ETS anechoic chamber



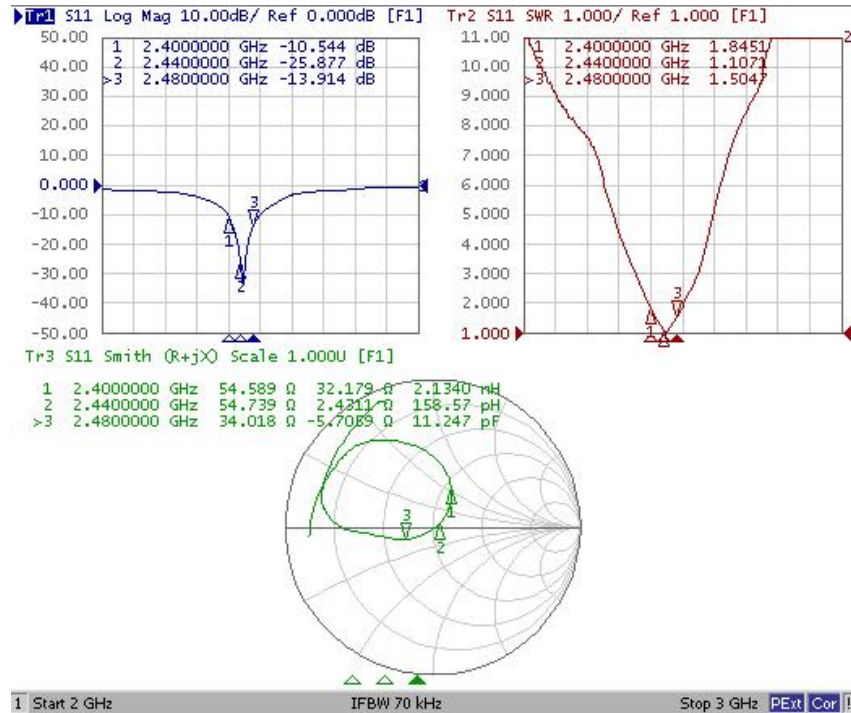
Inside the ETS anechoic chamber



Test Machine

2: Passive test report

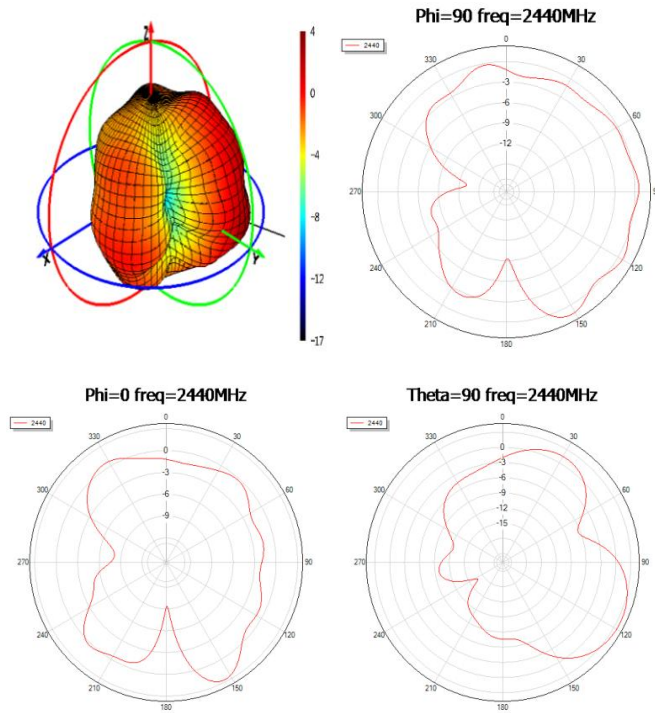
2.1: BT antenna S11 parameters



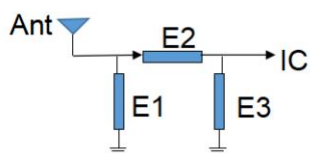
2.2: Passive efficiency of antenna

Freq(MHz)	Gain(dBi)	Efficiency(%)
2400	2.33	55.56
2410	2.22	55.56
2420	2.28	54.89
2430	2.12	57.14
2440	2.13	54.63
2450	2.03	56.99
2460	2.14	58.92
2470	2.18	53.71
2480	2.43	52.39


2.3: Passive pattern of BT antenna



3: Matching circuit



Element	Value
E1	N/C
E2	3.3PF
E3	1.2PF



4: Antenna diagram

