





**Conducted Setup Photo**




**Conducted AC Power lines Test Set up**



Frequency range: 9kHz to 30MHz

Polarization: Parallel




Frequency range: 9kHz to 30MHz

Polarization: Perpendicular

**Setup Photos**


**Reference Test Report No:  
ULR-TC568822300000087F**

**Seite 3 von 5  
Page 3 of 5**



**Frequency range: 30MHz to 200MHz**

**Polarization: Vertical**




**Frequency range: 30MHz to 200MHz**

**Polarization: Horizontal**

**Setup Photos**


**Reference Test Report No:  
ULR-TC568822300000087F**

**Seite 4 von 5  
Page 4 of 5**



**Frequency range: 200MHz to 1GHz**

**Polarization: Vertical**




**Frequency range: 200MHz to 1GHz**

**Polarization: Horizontal**

**Setup Photos**

**Reference Test Report No:  
ULR-TC568822300000087F**

**Seite 5 von 5  
Page 5 of 5**



**Frequency range :1GHz–10GHz**

**Polarization : Vertical**



**Frequency range :1GHz–10GHz**

**Polarization : Horizontal**