




RADIO TEST REPORT

Report No: STS2208127H01

Issued for

Shenzhen Huion Trend Technology Co., Ltd.

Huion Science and Technology Park, Keji 1st Road, Bao'an District, Shenzhen, China.

Product Name:	Creative Pen Tablet
Brand Name:	 HUION
Model Name:	Q630M
Series Model:	X10, X20, H330M, Q11K V2, Q620M, WH1409 V2, G930L, KD200, KD300
FCC ID:	2A8IG-T221
Test Standard:	FCC 47CFR §2.1093

Any reproduction of this document must be done in full. No single part of this document may be reproduced without permission from STS, all test data presented in this report is only applicable to presented test sample.






Test Report Certification

Applicant's Name..... : Shenzhen Huion Trend Technology Co., Ltd.
Address : Huion Science and Technology Park, Keji 1st Road, Bao'an District, Shenzhen, China.
Manufacturer's Name : Shenzhen Huion Trend Technology Co., Ltd.
Address : Huion Science and Technology Park, Keji 1st Road, Bao'an District, Shenzhen, China.

Product Description

Product Name..... : Creative Pen Tablet

Brand Name : 
HUION

Model Name : Q630M

Series Model..... : X10, X20, H330M, Q11K V2, Q620M, WH1409 V2, G930L, KD200, KD300

Standards..... : FCC 47CFR §2.1093
447498 D04 Interim General RF Exposure Guidance v01

This report shall not be reproduced except in full, without the written approval of STS, this document only be altered or revised by STS, personal only, and shall be noted in the revision of the document.

Date of Test..... :

Date of receipt of test item : 26 Aug. 2022

Date (s) of performance of tests..... : 26 Aug. 2022 ~ 01 Sept. 2022

Date of Issue..... : 01 Sept. 2022

Test Result..... : **Pass**

Testing Engineer :

(Chris Chen)

Technical Manager :

(Sean she)

Authorized Signatory :

(Bovey Yang)





TABLE OF CONTENTS

1. GENERAL INFORMATION	5
1.1 GENERAL DESCRIPTION OF THE EUT	5
1.2 TEST FACTORY	5
2. FCC 47CFR §2.1093 REQUIREMENT	6
2.1 TEST STANDARDS	6
2.2 LIMIT	6
2.3 TEST RESULT	9






Revision History

Rev.	Issue Date	Report No.	Effect Page	Contents
00	01 Sept. 2022	STS2208127H01	ALL	Initial Issue



1. GENERAL INFORMATION

1.1 GENERAL DESCRIPTION OF THE EUT

Product Name	Creative Pen Tablet	
Brand Name		
Model Name	Q630M	
Series Model	X10, X20, H330M, Q11K V2, Q620M, WH1409 V2, G930L, KD200, KD300	
Model Difference	Only different in model name.	
Product Description	The EUT is Creative Pen Tablet	
	Operation Frequency:	2402~2480 MHz
	Modulation Type:	GFSK
	Antenna gain:	1.34 dBi
	Antenna Designation:	PCB Antenna
Rating	Input: DC 5V/500mA	
Battery	Rated Voltage: 3.7V Charge Limit Voltage: 4.2V Capacity: 1300mAh	
Hardware version number	Rev.1.0	
Software version number	HUION_T216_220725	

1.2 TEST FACTORY

SHENZHEN STS TEST SERVICES CO., LTD

Add. : A 1/F, Building B, Zhuoke Science Park, No.190 Chongqing Road, HepingShequ, Fuyong Sub-District, Bao'an District, Shenzhen, Guang Dong, China

FCC test Firm Registration Number: 625569

IC test Firm Registration Number: 12108A

A2LA Certificate No.: 4338.01



2. FCC 47CFR §2.1093 REQUIREMENT

2.1 TEST STANDARDS

Follow the maximum permissible exposure (MPE) limits specified in 447498 D04 Interim General Radio Frequency Exposure Guidelines v01. The gain of the antenna used in the product was extracted from the supplied antenna data sheet and the maximum total power input to the antenna was also measured. Calculate the distance from the product to the MPE limit by the formula.

2.2 LIMIT

For single RF sources (i.e., any single fixed RF source, mobile device, or portable device, as defined in paragraph (b)(2) of this section): A single RF source is exempt if:

(A) The available maximum time-averaged power is no more than 1 mW, regardless of separation distance. This exemption may not be used in conjunction with other exemption criteria other than those in paragraph (b)(3)(ii)(A) of Part 1.1307. Medical implant devices may only use this exemption and that in paragraph (b)(3)(ii)(A);

(B) Or the available maximum time-averaged power or effective radiated power (ERP), whichever is greater, is less than or equal to the threshold P_{th} (mW) described in the following formula. This method shall only be used at separation distances (cm) from 0.5 centimeters to 40 centimeters and at frequencies from 0.3 GHz to 6 GHz (inclusive). P_{th} is given by:

$$P_{th} \text{ (mW)} = \begin{cases} ERP_{20 \text{ cm}} (d/20 \text{ cm})^x & d \leq 20 \text{ cm} \\ ERP_{20 \text{ cm}} & 20 \text{ cm} < d \leq 40 \text{ cm} \end{cases}$$

Where

$$x = -\log_{10} \left(\frac{60}{ERP_{20 \text{ cm}} \sqrt{f}} \right) \text{ and } f \text{ is in GHz;}$$

and

$$ERP_{20 \text{ cm}} \text{ (mW)} = \begin{cases} 2040f & 0.3 \text{ GHz} \leq f < 1.5 \text{ GHz} \\ 3060 & 1.5 \text{ GHz} \leq f \leq 6 \text{ GHz} \end{cases}$$

d = the separation distance (cm);



(C) Or using below table and the minimum separation distance (R in meters) from the body of a nearby person for the frequency (f in MHz) at which the source operates, the ERP (watts) is no more than the calculated value prescribed for that frequency. For the exemption in Table 1 to apply, R must be at least $\lambda/2\pi$, where λ is the free-space operating wavelength in meters. If the ERP of a single RF source is not easily obtained, then the available maximum time-averaged power may be used in lieu of ERP if the physical dimensions of the radiating structure(s) do not exceed the electrical length of $\lambda/4$ or if the antenna gain is less than that of a half-wave dipole (1.64 linear value).

RF Source frequency (MHz)	Threshold ERP(watts)
0.3-1.34	$1,920 R^2$.
1.34-30	$3,450 R^2/f^2$.
30-300	$3.83 R^2$.
300-1,500	$0.0128 R^2f$.
1,500-100,000	$19.2R^2$.



For multiple RF sources: Multiple RF sources are exempt if:

(A) The available maximum time-averaged power of each source is no more than 1 mW and there is a separation distance of two centimeters between any portion of a radiating structure operating and the nearest portion of any other radiating structure in the same device, except if the sum of multiple sources is less than 1 mW during the time-averaging period, in which case they may be treated as a single source (separation is not required). This exemption may not be used in conjunction with other exemption criteria other than those is paragraph (b)(3)(i)(A) of Part 1.1307. Medical implant devices may only use this exemption and that in paragraph (b)(3)(i)(A).

(B) in the case of fixed RF sources operating in the same time-averaging period, or of multiple mobile or portable RF sources within a device operating in the same time averaging period, if the sum of the fractional contributions to the applicable thresholds is less than or equal to 1 as indicated in the following equation.

$$\sum_{i=1}^a \frac{P_i}{P_{th,i}} + \sum_{j=1}^b \frac{ERP_j}{ERP_{th,j}} + \sum_{k=1}^c \frac{Evaluated_k}{Exposure Limit_k} \leq 1$$

Where:

a = number of fixed, mobile, or portable RF sources claiming exemption using paragraph (b)(3)(i)(B) of Part 1.1307 for Pth, including existing exempt transmitters and those being added.

b = number of fixed, mobile, or portable RF sources claiming exemption using paragraph (b)(3)(i)(C) of Part 1.1307 for Threshold ERP, including existing exempt transmitters and those being added.

c = number of existing fixed, mobile, or portable RF sources with known evaluation for the specified minimum distance including existing evaluated transmitters.

Pi = the available maximum time-averaged power or the ERP, whichever is greater, for fixed, mobile, or portable RF source i at a distance between 0.5 cm and 40 cm (inclusive).

Pth,i = the exemption threshold power (Pth) according to paragraph (b)(3)(i)(B) of this section for fixed, mobile, or portable RF source i.

ERPj = the ERP of fixed, mobile, or portable RF source j.

ERPth,j = exemption threshold ERP for fixed, mobile, or portable RF source j, at a distance of at least $\lambda/2\pi$ according to the applicable formula of paragraph (b)(3)(i)(C) of Part 1.1307.

Evaluatedk = the maximum reported SAR or MPE of fixed, mobile, or portable RF source k either in the device or at the transmitter site from an existing evaluation at the location of exposure.

Exposure Limitk = either the general population/uncontrolled maximum permissible exposure (MPE) or specific absorption rate (SAR) limit for each fixed, mobile, or portable RF source k, as applicable from § 1.1310.



2.3 TEST RESULT

Turn up

Mode	Detector	Turn up Power
BLE	AV	-2±1dBm

Protocol	Fre. (GHz)	Separation distance (cm)	Max Turn up power (dBm)	ANT Gain (dBi)	Max EIRP (dBm)	Max EIRP (mW)	Limit (mW)	Result
BLE	2.480	0.5	-1	1.34	0.34	1.081	2.717	Pass

Note: The Maximum power is less than the limit, complies with the exemption requirements.

※※※※※END OF THE REPORT※※※※※