



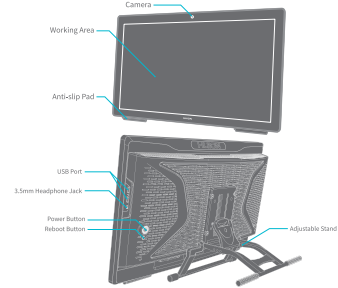
Kamvas Studio 24

Quick Start Guide
 Guide de démarrage rapide
 Schnellstartanleitung
 クイックスタートガイド
 빠른 시작 안내서
 Guida rapida
 快速指南

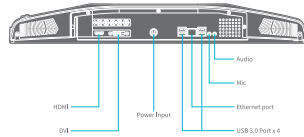
Guía de inicio rápido
 Guia de início rápido
 Краткое руководство пользователя
 دليل البدء السريع
 Przewodnik szybkiego startu
 Panduan Singkat
 快速指南



Appearance



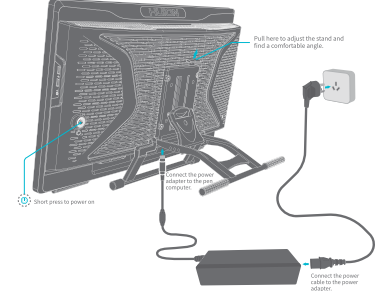
Interface



Accessories



Installation



www.huion.com/download



Install Driver
 Installation du Pilote
 Installieren des Treibers
 ドライバーのインストール
 드라이버 설치
 Installazione dei Driver
 安裝驅動

Instalar el Driver
 Instalação do Driver
 Установка драйвера
 تثبيت المشغل
 Instalacja sterownika
 Cara instalasi driver
 安裝驅動



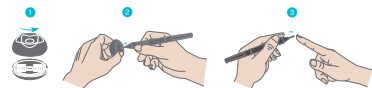
User Manual
 Manuel de l'Utilisateur
 Benutzerhandbuch
 ユーザーマニュアル
 사용자 매뉴얼
 Manuale d'uso
 用戶手冊

Manual de usuario
 Instrukcja obsługi
 Руководство пользователя
 دليل الاستخدام
 Instrukcja obsługi
 Panduan pengguna
 用戶手冊

Replace the Pen Nib

Remplacer la Pointe du Stylet
 Wechseln der Stiftspitze
 펜촉 교체
 笔尖先的交换
 Sostituzione del pennino
 更換筆芯

Recambie la Punta del Bolígrafo
 Substituir a Ponta da Caneta
 Замена наконечника пера
 استبدال سن القلم
 Wymiana końcówki pióra
 Cara Mengganti Mata Pen (Nib)
 更換筆芯



FCC Warning

This device complies with part 15 of the FCC Rules. Operation is subject to the following two conditions: (1) This device may not cause harmful interference, and (2) this device must accept any interference received, including interference that may cause undesired operation.

Any Changes or modifications not expressly approved by the party responsible for compliance could void the user's authority to operate the equipment.

Note: This equipment has been tested and found to comply with the limits for a Class B digital device, pursuant to part 15 of the FCC Rules. These limits are designed to provide reasonable protection against harmful interference in a residential installation. This equipment generates uses and can radiate radio frequency energy and if not installed and used in accordance with the instructions, may cause harmful interference to radio communications. However, there is no guarantee that interference will not occur in a particular installation. If this equipment does cause harmful interference to radio or television reception, which can be determined by turning the equipment off and on, the user is encouraged to try to correct the interference by one or more of the following measures:

- Reorient or relocate the receiving antenna.
- Increase the separation between the equipment and receiver.
- Connect the equipment into an outlet on a circuit different from that to which the receiver is connected.
- Consult the dealer or an experienced radio/TV technician for help.

IC Warning

This device complies with Industry Canada's ICES. Operation is subject to the following two conditions:
 (1) This device may not cause interference; and
 (2) This device must accept any interference, including interference that may cause undesired operation of the device.

HDMI

Cet appareil est conforme aux normes ICES d'Industrie Canada. L'opération doit remplir les deux conditions suivantes:
 (1) L'appareil ne peut pas causer d'interférence et
 (2) l'appareil doit accepter toute interférence, y compris celles qui peuvent entraîner un fonctionnement non désiré de l'appareil.

This device complies with FCC/ISED/CISR radiation exposure requirement set forth for an uncontrolled environment.
 The minimum distance from body to use the device is 20cm.
 L'appareil est conforme aux exigences d'exposition aux rayonnements imposées par la FCC / iced/ pour les environnements non contrôlés.
 La distance minimale du corps à utiliser le dispositif est de 20cm.

Shenzhen Huion Trend Technology Co., Ltd.
 4, 402-1102 ZHONGSHI, #300008HUION.COM, WWW.HUION.COM
 For more information, please visit: www.huion.com/support



F4832401-01-EN000004

Warranty Card

Product Information

Product Name _____
 Buying Date _____
 Model _____

Dealer Information

Name _____
 Sale Date _____
 Phone _____
 Address _____

User Information

Name _____
 Email _____
 Phone _____
 Address _____



Shenzhen Huion Trend Technology Co., Ltd.
 4, 402-1102 ZHONGSHI, #300008HUION.COM, WWW.HUION.COM