



FRONT VIEW

TRANSMIT MODE

PERCEPT CORPORATION

iWEAR GLASSES

MODEL: IW100

FCC SUBPART B AND C– RADIATED EMISSIONS – BELOW 1 GHz

**PHOTOGRAPH SHOWING THE EUT CONFIGURATION
FOR MAXIMUM EMISSIONS**



REAR VIEW

TRANSMIT MODE


PERCEPT CORPORATION

iWEAR GLASSES

MODEL: IW100

FCC SUBPART B AND C – RADIATED EMISSIONS – BELOW 1 GHz

**PHOTOGRAPH SHOWING THE EUT CONFIGURATION
FOR MAXIMUM EMISSIONS**



FRONT VIEW

AC CHARGING MODE


PERCEPT CORPORATION

iWEAR GLASSES

MODEL: IW100

FCC SUBPART B – RADIATED EMISSIONS – BELOW 1 GHz

**PHOTOGRAPH SHOWING THE EUT CONFIGURATION
FOR MAXIMUM EMISSIONS**



REAR VIEW

AC CHARGING MODE


PERCEPT CORPORATION

iWEAR GLASSES

MODEL: IW100

FCC SUBPART B – RADIATED EMISSIONS – BELOW 1 GHz

**PHOTOGRAPH SHOWING THE EUT CONFIGURATION
FOR MAXIMUM EMISSIONS**



FRONT VIEW

TRANSMIT MODE


PERCEPT CORPORATION

iWEAR GLASSES

MODEL: IW100

FCC SUBPART B AND C – RADIATED EMISSIONS – ABOVE 1 GHz

**PHOTOGRAPH SHOWING THE EUT CONFIGURATION
FOR MAXIMUM EMISSIONS**



REAR VIEW

TRANSMIT MODE


PERCEPT CORPORATION

iWEAR GLASSES

MODEL: IW100

FCC SUBPART B AND C – RADIATED EMISSIONS – ABOVE 1 GHz

**PHOTOGRAPH SHOWING THE EUT CONFIGURATION
FOR MAXIMUM EMISSIONS**



FRONT VIEW

AC CHARGING MODE


PERCEPT CORPORATION

iWEAR GLASSES

MODEL: IW100

FCC SUBPART B – RADIATED EMISSIONS – ABOVE 1 GHz

**PHOTOGRAPH SHOWING THE EUT CONFIGURATION
FOR MAXIMUM EMISSIONS**



REAR VIEW

AC CHARGING MODE

PERCEPT CORPORATION

iWEAR GLASSES

MODEL: IW100

FCC SUBPART B – RADIATED EMISSIONS – ABOVE 1 GHz

**PHOTOGRAPH SHOWING THE EUT CONFIGURATION
FOR MAXIMUM EMISSIONS**



FRONT VIEW

AC CHARGING MODE

PERCEPT CORPORATION

iWEAR GLASSES

MODEL: IW100

FCC SUBPART B – CONDUCTED EMISSIONS

**PHOTOGRAPH SHOWING THE EUT CONFIGURATION
FOR MAXIMUM EMISSIONS**



REAR VIEW

AC CHARGING MODE

PERCEPT CORPORATION

iWEAR GLASSES

MODEL: IW100

FCC SUBPART B – CONDUCTED EMISSIONS

**PHOTOGRAPH SHOWING THE EUT CONFIGURATION
FOR MAXIMUM EMISSIONS**