

说明书规格描述

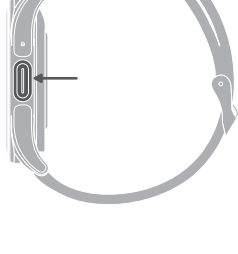
工艺: 风琴折

材质: 80g哑粉

颜色: Pantone 286C 专色加单黑印刷

尺寸: 129\*54mm

# FreeYond



Charge the smartwatch to activate it before first use.

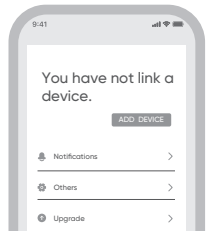
1 Enter Pairing Mode

Press and hold the power button on the side to power on.



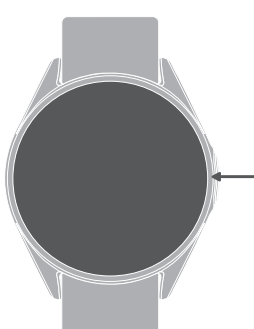
2 Download The App

Scan the QR code to download FY Watch (Android) or FY Fit (iOS).



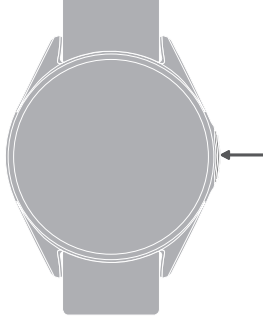
3 Set Up And Pair

Click "ADD DEVICE" in APP to add the device:  
1. Scan the QR code on the watch screen;  
2. Search the watch Bluetooth for pairing.



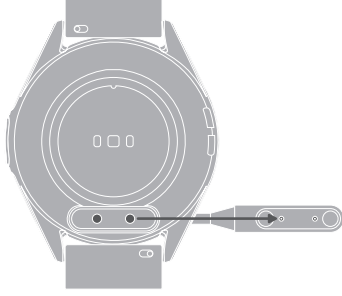
Swipe On Home Screen

- Shortcuts and settings
- Notifications
- Fitness data, weather and music control
- Menu



Home Button:

Wake the Watch: Press once;  
Power On: Press and hold till screen lights up;  
Power Off: Press and hold and choose Power Off;  
Back to Home Screen: Press once.



Charging

To charge the watch, place the watch flat and make sure that the two metal holes on the back are aligned with the metal tip of the charging head.



Change Straps

Slide the spring pin and hold it to remove a strap from the watch or attach a strap to the watch.

FCC Warning

This device complies with part 15 of the FCC Rules. Operation is subject to the following two conditions:

(1) This device may not cause harmful interference, and (2) this device must accept any interference received, including interference that may cause undesired operation.

Any Changes or modifications not expressly approved by the party responsible for compliance could void the user's authority to operate the equipment.

**Note:** This equipment has been tested and found to comply with the limits for a Class B digital device, pursuant to part 15 of the FCC Rules. These limits are designed to provide reasonable protection against harmful interference in a residential installation. This equipment generates uses and can radiate radio frequency energy and, if not installed and used in accordance with the

instructions, may cause harmful interference to radio communications. However, there is no guarantee that interference will not occur in a particular installation. If this equipment does cause harmful interference to radio or television reception, which can be determined by turning the equipment off and on, the user is encouraged to try to correct the interference by one or more of the following measures:

-Reorient or relocate the receiving antenna.

-Increase the separation between the equipment and receiver.

-Connect the equipment into an outlet on a circuit different from that to which the receiver is connected.

-Consult the dealer or an experienced radio/TV technician for help.

The device has been evaluated to meet general RF exposure requirement. The device can be used in portable exposure condition without restriction.

Parameters

Product Name: Smart Watch  
Model: 2308003W  
Ingress protection level: IP68  
Input rating: 5V=0.2A  
Sensor: 3-axis acceleration sensor, HRM and SpO2 sensor

Battery capacity: 260mAh  
Sync mode: Bluetooth 5.2  
Resolution: 240\*240 pixels  
Display: 1.39 inch TFT  
Operating temperature: 0°C ~ 45°C  
Operating frequency: 2402MHz ~ 2480MHz  
Bluetooth transmit power: ≤ 8dBm

Contents

Smart Watch  
Charging Cable  
User Manual

Certification

FCC ID: 2A8FE-WS1A

Note

Please read the instructions before use:

- The product should be charged for more than 2 hours before use, but avoid prolonged charging.
  - Please use a charger of 5V/1A or 5V/2A along with the original charging cable from FreeYond.
  - The Company reserves the right to change the terms and conditions without prior notice.
- Some features may vary in different software versions.

Warranty

Thank you for purchasing FreeYond products. If any manufacturing defect problems occur within 12 months from the date of purchase, user can enjoy our company's warranty service.

Important Information:

- When you buy the product, the sales unit will issue a valid proof of purchase.
- The warranty card and the proof of purchase should be kept by the user properly, and it will not be replaced if lost.
- If the product fails due to non-human factors, the user can present the warranty card and proof of purchase to any FreeYond customer service centres for free maintenance during the warranty period.

Non-warranty Situation:

This warranty does not cover the following cases:

- Out of warranty period.
- Damage caused by use not in accordance with the instructions.
- Damage caused by man-made causes.
- Failure caused by unauthorized disassembly, maintenance, or modification of the product.
- Damage caused by force majeure factors (such as floods, earthquakes, lightning, etc.).
- There is no warranty card, invoice, or warranty card that does not match the invoice information.
- The product wears naturally.
- Other failures and damages that are not caused by the quality of the product itself.

Website : [www.freeyond.com](http://www.freeyond.com)

Warranty Card (Stub Copy)

Dear user, thank you for using the product of our company.  
Please read and keep the warranty card properly after purchasing the product so that we can provide better services to you.

User Information	Sales Information
User's Name _____	Purchase Date _____
Phone Number _____	Invoice Number _____
Address _____	Sales Unit _____
Email _____	Phone Number _____
	Address _____
Product Information	
Product Model _____	
Product Serial Number _____	

Warranty Card (Customer Copy)

Dear user, thank you for using the product of our company.  
Please read and keep the warranty card properly after purchasing the product so that we can provide better services to you.

User Information	Sales Information
User's Name _____	Purchase Date _____
Phone Number _____	Invoice Number _____
Address _____	Sales Unit _____
Email _____	Phone Number _____
	Address _____
Product Information	
Product Model _____	
Product Serial Number _____	

Warnings

- Using an incorrect type of battery that can bypass safety measures during replacement. (for example, in the case of some lithium battery types);
- Disposal of a battery into fire or a hot oven, or mechanically crushing or cutting of a battery, that can result in an explosion;
- Leaving a battery in an extremely high temperature surrounding environment that can result in an explosion or the leakage of flammable liquid or gas;
- A battery subjected to extremely low air pressure that may result in an explosion or the leakage of flammable liquid or gas.



FreeYond WATCH S1A

User Guide