WIFI	U-NII-2A 5250~5350MHz Band Edge @ 3m	
ANT	802.11ac VHT80 CH58 5290MHz - R	
0+1	Horizontal	Fundamental
Peak	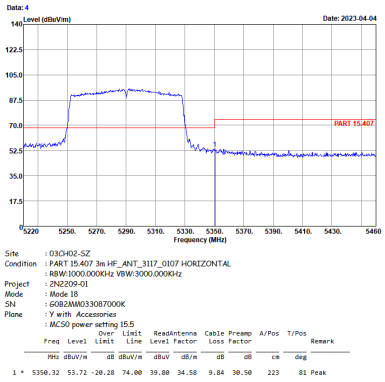	Left blank
Avg.	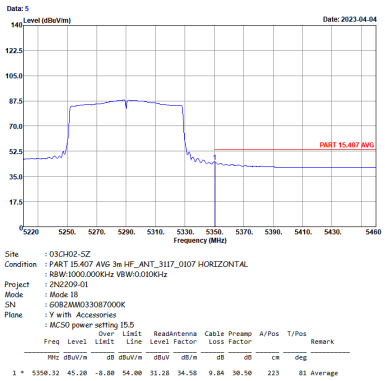	Left blank

WIFI	U-NII-2A 5250~5350MHz Band Edge @ 3m	
ANT	802.11ac VHT80 CH58 5290MHz - L	
0+1	Vertical	Fundamental
Peak	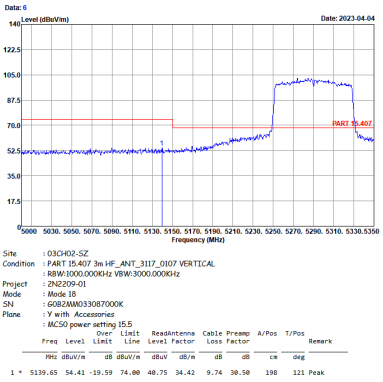	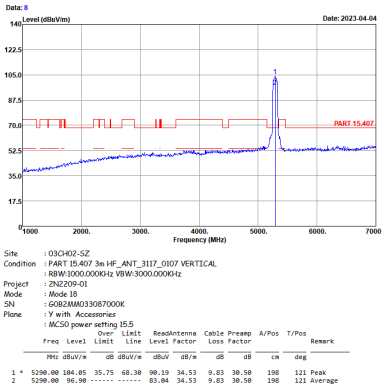
Avg.	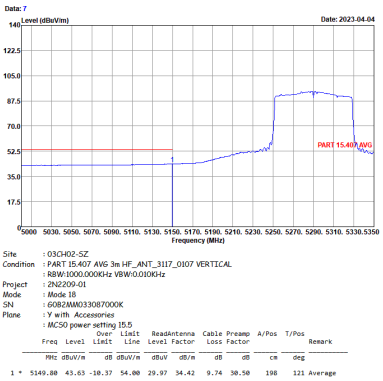	Left blank

WIFI	U-NII-2A 5250~5350MHz Band Edge @ 3m	
ANT	802.11ac VHT80 CH58 5290MHz - R	
0+1	Vertical	Fundamental
Peak	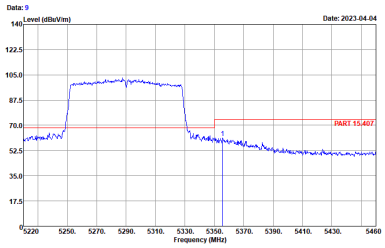 Site : 03CH02-SZ Condition : PART 15.407 3m HF_ANT_3117_0107 VERTICAL : RBW:1000.000KHz VBW:3000.000KHz Project : 2N2209-01 Mode : Mode 18 SN : 6082MM033087000K Plane : Y with Accessories : MCS0 power setting 15.5 Over Limit ReadAntenna Cable Preamp A/Pos T/Pos Freq Level Limit Line Level Factor Loss Factor Remark MHz dBuV/m dB dBuV/m dBuV dB/m dB dB cm deg 1 * 5355.60 61.32 -12.68 74.00 47.40 34.58 9.84 30.50 198 121 Peak	Left blank
Avg.	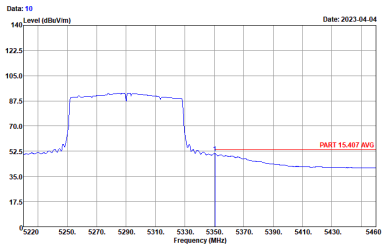 Site : 03CH02-SZ Condition : PART 15.407 AVG 3m HF_ANT_3117_0107 VERTICAL : RBW:1000.000KHz VBW:0.010KHz Project : 2N2209-01 Mode : Mode 18 SN : 6082MM033087000K Plane : Y with Accessories : MCS0 power setting 15.5 Over Limit ReadAntenna Cable Preamp A/Pos T/Pos Freq Level Limit Line Level Factor Loss Factor Remark MHz dBuV/m dB dBuV/m dBuV dB/m dB dB cm deg 1 * 5350.32 50.98 -3.02 54.00 37.06 34.58 9.84 30.50 198 121 Peak	Left blank

U-NII-2A - 5250~5350MHz

WIFI 802.11a (Harmonic @ 3m)

WIFI	U-NII-2A 5250~5350MHz Harmonic @ 3m	
ANT	802.11a CH52 5260MHz	
0+1	Horizontal	Vertical
Peak Avg.	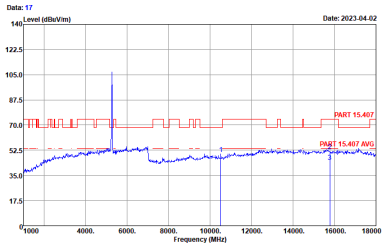 Site : 03CH02-SZ Condition : PART 15.407 3m HF_ANT_3117_0107 HORIZONTAL Project : 2N2209-01 Mode : Mode 10 SN : 60B2MM033087000K Plane : Y with Accessories : 6M power setting 16 Freq Level Over Limit Line Limit ReadAntenna Level Factor Cable Loss Preamp Factor A/Pos T/Pos Remark MHz dBuV/m dB dBuV/m dBuV dB/m dB dB cm deg 1 10520.00 49.82 -18.48 68.30 58.88 37.71 13.55 60.32 100 281 Peak 2 15780.00 51.86 -22.14 74.00 54.69 40.63 15.59 59.05 122 299 Peak 3 * 15780.00 44.50 -9.50 54.00 47.33 40.63 15.59 59.05 122 299 Average	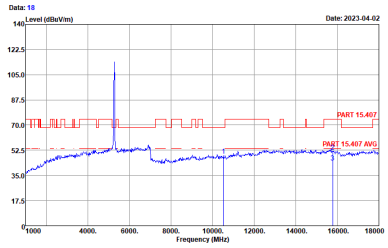 Site : 03CH02-SZ Condition : PART 15.407 3m HF_ANT_3117_0107 VERTICAL Project : 2N2209-01 Mode : Mode 10 SN : 60B2MM033087000K Plane : Y with Accessories : 6M power setting 16 Freq Level Over Limit Line Limit ReadAntenna Level Factor Cable Loss Preamp Factor A/Pos T/Pos Remark MHz dBuV/m dB dBuV/m dBuV dB/m dB dB cm deg 1 10520.00 48.60 -19.70 68.30 57.66 37.71 13.55 60.32 100 252 Peak 2 15780.00 51.42 -22.58 74.00 54.25 40.63 15.59 59.05 146 263 Peak 3 * 15780.00 44.20 -9.80 54.00 47.03 40.63 15.59 59.05 146 263 Average

WIFI	U-NII-2A 5250~5350MHz Harmonic @ 3m	
ANT	802.11a CH60 5300MHz	
0+1	Horizontal	Vertical
Peak Avg.	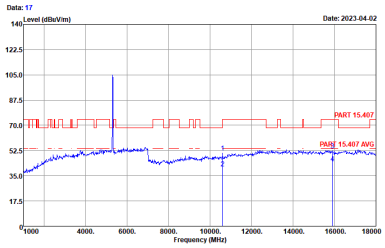 Site : 03CH02-SZ Condition : PART 15.407 3m HF_ANT_3117_0107 HORIZONTAL Project : 2N2209-01 Mode : Mode 11 SN : G0B2MM033087000K Plane : Y with Accessories : 6M power setting 15.5 Freq Level Over Limit Limit Line ReadAntenna Level Factor Cable Loss Factor Preamp Factor A/Pos Remark MHz dBuV/m dB dBuV/m dBuV dB/m dB dB cm deg 1 10600.00 51.04 -22.96 74.00 59.62 37.78 13.58 59.94 100 35 Peak 2 10600.00 40.10 -13.90 54.00 48.68 37.78 13.58 59.94 100 35 Average 3 15900.00 52.61 -21.39 74.00 55.62 40.67 15.61 59.29 100 46 Peak 4 * 15900.00 43.57 -10.43 54.00 46.58 40.67 15.61 59.29 100 46 Average	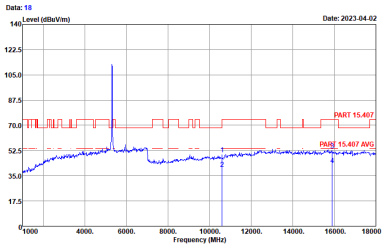 Site : 03CH02-SZ Condition : PART 15.407 3m HF_ANT_3117_0107 VERTICAL Project : 2N2209-01 Mode : Mode 11 SN : G0B2MM033087000K Plane : Y with Accessories : 6M power setting 15.5 Freq Level Over Limit Limit Line ReadAntenna Level Factor Cable Loss Factor Preamp Factor A/Pos Remark MHz dBuV/m dB dBuV/m dBuV dB/m dB dB cm deg 1 10600.00 50.04 -23.96 74.00 58.62 37.78 13.58 59.94 124 36 Peak 2 10600.00 39.94 -14.06 54.00 48.52 37.78 13.58 59.94 124 36 Average 3 15900.00 52.61 -21.39 74.00 55.62 40.67 15.61 59.29 100 42 Peak 4 * 15900.00 42.62 -11.38 54.00 45.63 40.67 15.61 59.29 100 42 Average

WIFI	U-NII-2A 5250~5350MHz Harmonic @ 3m	
ANT	802.11a CH64 5320MHz	
0+1	Horizontal	Vertical
Peak Avg.	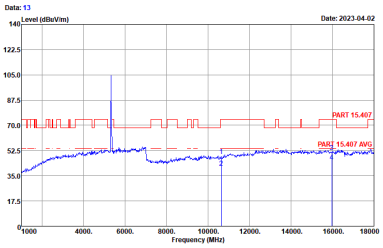 Site : 03CH02-SZ Condition : PART 15.407 3m HF_ANT_3117_0107 HORIZONTAL Project : 2N2209-01 Mode : Mode 12 SN : G0B2MM033087000K Plane : Y with Accessories : 6M power setting 15.5 Freq Level Over Limit Limit Line ReadAntenna Level Factor Cable Loss Factor Preamp Factor A/Pos T/Pos Remark MHz dBuV/m dB dBuV/m dBuV dB/m dB dB cm deg 1 10640.00 48.58 -25.42 74.00 56.96 37.81 13.60 59.79 124 211 Peak 2 10640.00 40.48 -13.52 54.00 48.86 37.81 13.60 59.79 124 211 Average 3 15960.00 51.66 -22.34 74.00 54.77 40.69 15.63 59.43 100 205 Peak 4 * 15960.00 44.67 -9.33 54.00 47.78 40.69 15.63 59.43 100 205 Average	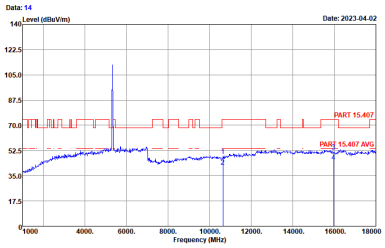 Site : 03CH02-SZ Condition : PART 15.407 3m HF_ANT_3117_0107 VERTICAL Project : 2N2209-01 Mode : Mode 12 SN : G0B2MM033087000K Plane : Y with Accessories : 6M power setting 15.5 Freq Level Over Limit Limit Line ReadAntenna Level Factor Cable Loss Factor Preamp Factor A/Pos T/Pos Remark MHz dBuV/m dB dBuV/m dBuV dB/m dB dB cm deg 1 10640.00 48.85 -25.15 74.00 57.23 37.81 13.60 59.79 130 296 Peak 2 10640.00 41.48 -12.52 54.00 49.86 37.81 13.60 59.79 130 296 Average 3 15960.00 51.95 -22.05 74.00 55.06 40.69 15.63 59.43 100 166 Peak 4 * 15960.00 44.79 -9.21 54.00 47.90 40.69 15.63 59.43 100 166 Average

U-NII-2A 5250~5350MHz

WIFI 802.11n HT20 (Harmonic @ 3m)

WIFI	U-NII-2A 5250~5350MHz Harmonic @ 3m	
ANT	802.11n HT20 CH52 5260MHz	
0+1	Horizontal	Vertical
Peak Avg.	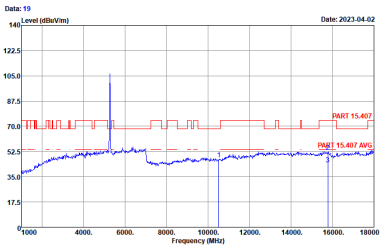 Site : 03CH02-SZ Condition : PART 15.407 3m HF_ANT_3117_0107 HORIZONTAL Project : 2N2209-01 Mode : Mode 13 SN : 60B2MM033087000K Plane : Y with Accessories : MC50 power setting 16 Freq Level Over Limit Limit Line ReadAntenna Level Factor Cable Loss Preamp Factor A/Pos T/Pos Remark MHz dBuV/m dB dBuV/m dBuV dB/m dB dB cm deg 1 10520.00 47.22 -21.08 68.30 56.28 37.71 13.55 60.32 152 62 Peak 2 15780.00 52.41 -21.59 74.00 55.24 40.63 15.59 59.05 100 96 Peak 3 * 15780.00 43.55 -10.45 54.00 46.38 40.63 15.59 59.05 100 96 Average	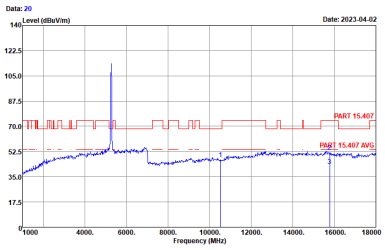 Site : 03CH02-SZ Condition : PART 15.407 3m HF_ANT_3117_0107 VERTICAL Project : 2N2209-01 Mode : Mode 13 SN : 60B2MM033087000K Plane : Y with Accessories : MC50 power setting 16 Freq Level Over Limit Limit Line ReadAntenna Level Factor Cable Loss Preamp Factor A/Pos T/Pos Remark MHz dBuV/m dB dBuV/m dBuV dB/m dB dB cm deg 1 10520.00 47.26 -21.04 68.30 56.32 37.71 13.55 60.32 100 52 Peak 2 15780.00 52.43 -21.57 74.00 55.26 40.63 15.59 59.05 106 85 Peak 3 * 15780.00 42.47 -11.53 54.00 45.30 40.63 15.59 59.05 106 85 Average

WIFI	U-NII-2A 5250~5350MHz Harmonic @ 3m	
ANT	802.11n HT20 CH60 5300MHz	
0+1	Horizontal	Vertical
Peak Avg.	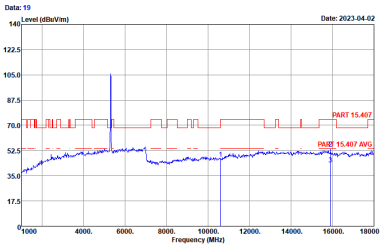 Site : 03CH02-SZ Condition : PART 15.407 3m HF_ANT_3117_0107 HORIZONTAL Project : 2N2209-01 Mode : Mode 14 SN : G0B2MM033087000K Plane : Y with Accessories : MCS0 power setting 16 Freq Level Over Limit Limit ReadAntenna Level Factor Cable Loss Factor Preamp Factor A/Pos T/Pos Remark MHz dBuV/m dB dBuV/m dBuV dB/m dB dB cm deg 1 10600.00 46.92 -27.08 74.00 55.50 37.78 13.58 59.94 --- --- Peak 2 15900.00 53.84 -20.16 74.00 56.85 40.67 15.61 59.29 100 85 Peak 3 * 15900.00 42.86 -11.14 54.00 45.87 40.67 15.61 59.29 100 85 Average	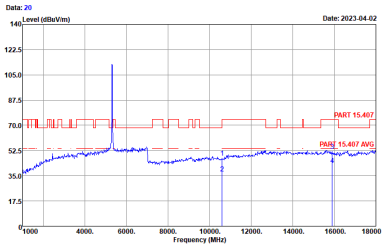 Site : 03CH02-SZ Condition : PART 15.407 3m HF_ANT_3117_0107 VERTICAL Project : 2N2209-01 Mode : Mode 14 SN : G0B2MM033087000K Plane : Y with Accessories : MCS0 power setting 16 Freq Level Over Limit Limit ReadAntenna Level Factor Cable Loss Factor Preamp Factor A/Pos T/Pos Remark MHz dBuV/m dB dBuV/m dBuV dB/m dB dB cm deg 1 10600.00 47.73 -26.27 74.00 56.31 37.78 13.58 59.94 125 94 Peak 2 10600.00 36.63 -17.37 54.00 45.21 37.78 13.58 59.94 125 94 Average 3 15900.00 52.25 -21.75 74.00 55.26 40.67 15.61 59.29 100 65 Peak 4 * 15900.00 42.67 -11.33 54.00 45.68 40.67 15.61 59.29 100 65 Average

WIFI	U-NII-2A 5250~5350MHz Harmonic @ 3m	
ANT	802.11n HT20 CH64 5320MHz	
0+1	Horizontal	Vertical
Peak Avg.	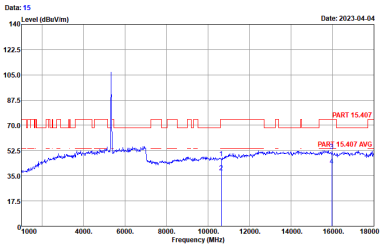 Site : 03CH02-SZ Condition : PART 15.407 3m HF_ANT_3117_0107 HORIZONTAL Project : 2N2209-01 Mode : Mode 15 SN : G0B2MM033087000K Plane : Y with Accessories : MCS0 power setting 16 Freq Level Over Limit Limit Line ReadAntenna Level Factor Cable Loss Factor Preamp Factor A/Pos T/Pos Remark MHz dBuV/m dB dBuV/m dBuV dB/m dB dB cm deg 1 10640.00 47.29 -26.71 74.00 55.67 37.81 13.60 59.79 132 65 Peak 2 10640.00 37.30 -16.70 54.00 45.68 37.81 13.60 59.79 132 65 Average 3 15960.00 52.13 -21.87 74.00 55.24 40.69 15.63 59.43 154 65 Peak 4 * 15960.00 42.01 -11.99 54.00 45.12 40.69 15.63 59.43 154 65 Average	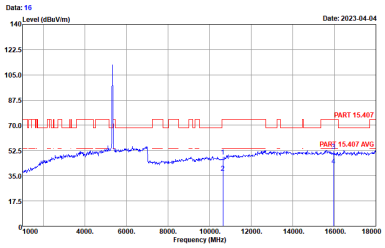 Site : 03CH02-SZ Condition : PART 15.407 3m HF_ANT_3117_0107 VERTICAL Project : 2N2209-01 Mode : Mode 15 SN : G0B2MM033087000K Plane : Y with Accessories : MCS0 power setting 16 Freq Level Over Limit Limit Line ReadAntenna Level Factor Cable Loss Factor Preamp Factor A/Pos T/Pos Remark MHz dBuV/m dB dBuV/m dBuV dB/m dB dB cm deg 1 10640.00 48.47 -25.53 74.00 56.85 37.81 13.60 59.79 100 85 Peak 2 10640.00 36.90 -17.10 54.00 45.28 37.81 13.60 59.79 100 85 Average 3 15960.00 52.23 -21.77 74.00 55.34 40.69 15.63 59.43 100 95 Peak 4 * 15960.00 42.21 -11.79 54.00 45.32 40.69 15.63 59.43 100 95 Average

U-NII-2A 5250~5350MHz

WIFI 802.11n HT40 (Harmonic @ 3m)

WIFI	U-NII-2A 5250~5350MHz Harmonic @ 3m	
ANT	802.11n HT40 CH54 5270	
0+1	Horizontal	Vertical
Peak Avg.	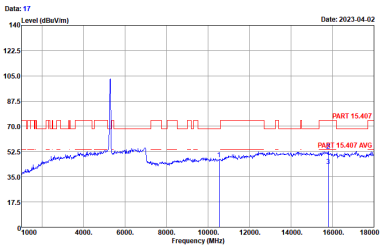 Site : 03CH02-SZ Condition : PART 15.407 3m HF_ANT_3117_0107 HORIZONTAL Project : 2N2209-01 Mode : Mode 16 SN : 6GB2MM033087000K Plane : Y with Accessories : MC50 power setting 18 1 10540.00 47.36 -20.94 68.30 56.31 37.73 13.57 60.25 100 52 Peak 2 15810.00 53.10 -20.90 74.00 55.98 40.64 15.60 59.12 100 65 Peak 3 * 15810.00 42.45 -11.55 54.00 45.33 40.64 15.60 59.12 100 65 Average	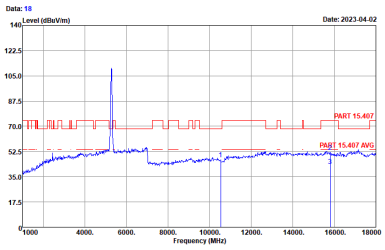 Site : 03CH02-SZ Condition : PART 15.407 3m HF_ANT_3117_0107 VERTICAL Project : 2N2209-01 Mode : Mode 16 SN : 6GB2MM033087000K Plane : Y with Accessories : MC50 power setting 18 1 10540.00 47.36 -20.94 68.30 56.31 37.73 13.57 60.25 100 95 Peak 2 15810.00 52.38 -21.62 74.00 55.26 40.64 15.60 59.12 100 65 Peak 3 * 15810.00 42.37 -11.63 54.00 45.25 40.64 15.60 59.12 100 65 Average

WIFI	U-NII-2A 5250~5350MHz Harmonic @ 3m	
ANT	802.11n HT40 CH62 5310	
0+1	Horizontal	Vertical
Peak Avg.	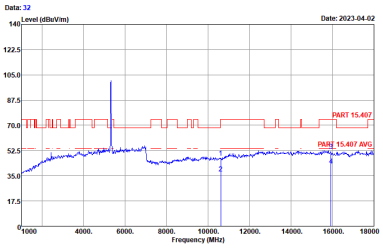 Site : 03CH02-SZ Condition : PART 15.407 3m HF_ANT_3117_0107 HORIZONTAL Project : 2N2209-01 Mode : Mode 17 SN : G0B2MM033087000K Plane : Y with Accessories : MCS0 power setting 16 1 10620.00 47.53 -26.47 74.00 56.00 37.80 13.60 59.87 100 65 Peak 2 10620.00 36.79 -17.21 54.00 45.26 37.80 13.60 59.87 100 65 Average 3 15930.00 52.28 -21.72 74.00 55.34 40.68 15.62 59.36 100 85 Peak 4 * 15930.00 42.20 -11.80 54.00 45.26 40.68 15.62 59.36 100 85 Average	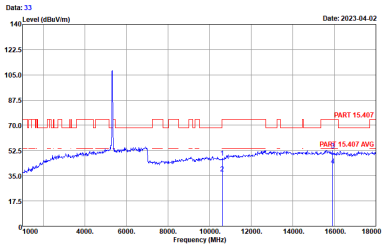 Site : 03CH02-SZ Condition : PART 15.407 3m HF_ANT_3117_0107 VERTICAL Project : 2N2209-01 Mode : Mode 17 SN : G0B2MM033087000K Plane : Y with Accessories : MCS0 power setting 16 1 10620.00 47.47 -26.53 74.00 55.94 37.80 13.60 59.87 100 153 Peak 2 10620.00 36.53 -17.47 54.00 45.00 37.80 13.60 59.87 100 153 Average 3 15930.00 52.58 -21.42 74.00 55.64 40.68 15.62 59.36 100 64 Peak 4 * 15930.00 42.07 -11.93 54.00 45.13 40.68 15.62 59.36 100 64 Average

U-NII-2A 5250~5350MHz

WIFI 802.11ac VHT80 (Harmonic @ 3m)

WIFI	U-NII-2A 5250~5350MHz Harmonic @ 3m	
ANT	802.11ac VHT80 CH58 5290MHz	
0+1	Horizontal	Vertical
Peak Avg.	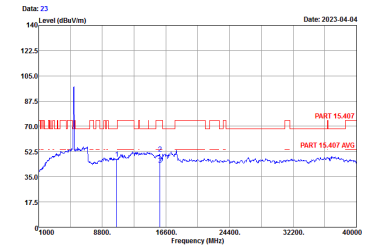 Site : 03CH02-SZ Condition : PART 15.407 3m HF_ANT_3117_0107 HORIZONTAL Project : 2N2209-01 Mode : Mode 18 SN : G0B2MM033087000K Plane : Y with Accessories : MCS0 power setting 15.5 Freq Level Over Limit Limit Line ReadAntenna Level Factor Cable Loss Factor Preamp Factor A/Pos T/Pos Remark MHz dBuV/m dB dBuV/m dBuV dB/m dB dB cm deg 1 10580.00 47.60 -20.70 68.30 56.27 37.77 13.58 60.02 120 241 Peak 2 15870.00 51.27 -22.73 74.00 54.26 40.66 15.61 59.26 150 24 Peak 3 15870.00 43.24 -10.76 54.00 46.23 40.66 15.61 59.26 150 24 Average	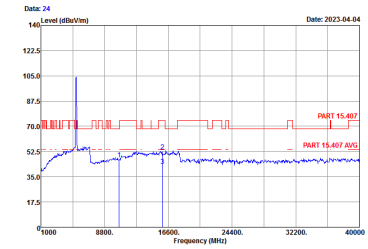 Site : 03CH02-SZ Condition : PART 15.407 3m HF_ANT_3117_0107 VERTICAL Project : 2N2209-01 Mode : Mode 18 SN : G0B2MM033087000K Plane : Y with Accessories : MCS0 power setting 15.5 Freq Level Over Limit Limit Line ReadAntenna Level Factor Cable Loss Factor Preamp Factor A/Pos T/Pos Remark MHz dBuV/m dB dBuV/m dBuV dB/m dB dB cm deg 1 10580.00 47.01 -21.29 68.30 55.68 37.77 13.58 60.02 100 62 Peak 2 15870.00 52.79 -21.21 74.00 55.78 40.66 15.61 59.26 100 85 Peak 3 15870.00 42.37 -11.63 54.00 45.36 40.66 15.61 59.26 100 85 Average

U-NII-2C - 5470~5725MHz

WIFI 802.11a (Band Edge @ 3m)

WIFI	U-NII-2C 5470~5725MHz Band Edge @ 3m	
ANT	802.11a CH100 5500MHz	
0+1	Horizontal	Fundamental
Peak	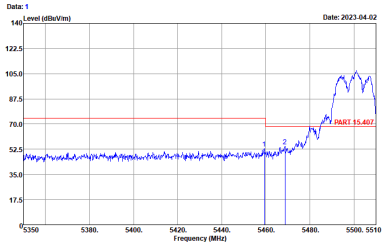 Site : 03CH02-SZ Condition : PART 15.407 3m HF_ANT_3117_0107 HORIZONTAL : RBW:1000.000KHz VBW:3000.000KHz Project : 2N2209-01 Mode : Mode 19 SN : 60B2MM033087000K Plane : Y with Accessories : 6M power setting 16.5 Freq Level Over Limit Limit Line ReadAntenna Level Factor Cable Loss Factor Preamp Factor A/Pos T/Pos Remark MHz dBuV/m dB dBuV/m dBuV dB/m dB dB cm deg 1 5459.28 53.00 -21.00 74.00 38.96 34.66 9.88 30.50 173 100 Peak 2 * 5468.72 54.72 -13.58 68.30 40.63 34.67 9.92 30.50 173 100 Peak	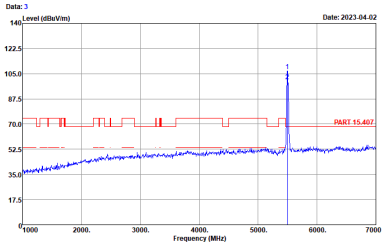 Site : 03CH02-SZ Condition : PART 15.407 3m HF_ANT_3117_0107 HORIZONTAL : RBW:1000.000KHz VBW:3000.000KHz Project : 2N2209-01 Mode : Mode 19 SN : 60B2MM033087000K Plane : Y with Accessories : 6M power setting 16.5 Freq Level Over Limit Limit Line ReadAntenna Level Factor Cable Loss Factor Preamp Factor A/Pos T/Pos Remark MHz dBuV/m dB dBuV/m dBuV dB/m dB dB cm deg 1 * 5500.00 107.00 38.70 68.30 92.88 34.70 9.92 30.50 173 100 Peak 2 5500.00 99.74 ------ ------ 85.62 34.70 9.92 30.50 173 100 Average
Avg.	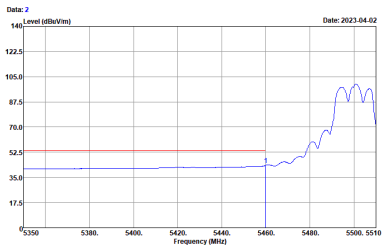 Site : 03CH02-SZ Condition : PART 15.407 AVG 3m HF_ANT_3117_0107 HORIZONTAL : RBW:1000.000KHz VBW:0.010KHz Project : 2N2209-01 Mode : Mode 19 SN : 60B2MM033087000K Plane : Y with Accessories : 6M power setting 16.5 Freq Level Over Limit Limit Line ReadAntenna Level Factor Cable Loss Factor Preamp Factor A/Pos T/Pos Remark MHz dBuV/m dB dBuV/m dBuV dB/m dB dB cm deg 1 * 5460.00 43.48 -10.52 54.00 29.44 34.66 9.88 30.50 173 100 Average	Left blank

WIFI	U-NII-2C 5470~5725MHz Band Edge @ 3m	
ANT	802.11a CH100 5500MHz	
0+1	Vertical	Fundamental
Peak	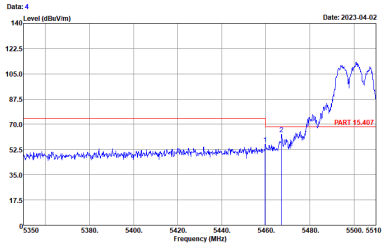 Site : 03CH02-SZ Condition : PART 15.407 3m HF_ANT_3117_0107 VERTICAL : RBW:1000.000KHz VBW:3000.000KHz Project : 2N2209-01 Mode : Mode 19 SN : 6G82MM033087000K Plane : Y with Accessories : 6M power setting 16.5 Freq Level Over Limit Limit Line ReadAntenna Level Cable Loss Preamp Factor Factor A/Pos T/Pos Remark MHz dBuV/m dB dBuV/m dBuV dB/m dB dB cm deg 1 5459.76 56.00 -18.00 74.00 41.96 34.66 9.88 30.50 195 112 Peak 2 * 5467.12 63.06 -5.24 68.30 48.97 34.67 9.92 30.50 195 112 Peak	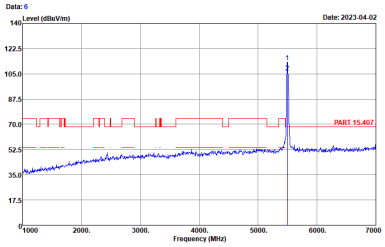 Site : 03CH02-SZ Condition : PART 15.407 3m HF_ANT_3117_0107 VERTICAL : RBW:1000.000KHz VBW:3000.000KHz Project : 2N2209-01 Mode : Mode 19 SN : 6G82MM033087000K Plane : Y with Accessories : 6M power setting 16.5 Freq Level Over Limit Limit Line ReadAntenna Level Cable Loss Preamp Factor Factor A/Pos T/Pos Remark MHz dBuV/m dB dBuV/m dBuV dB/m dB dB cm deg 1 * 5500.00 113.15 44.85 68.30 99.03 34.70 9.92 30.50 195 112 Peak 2 5500.00 106.12 ------ ------ 92.00 34.70 9.92 30.50 195 112 Average
Avg.	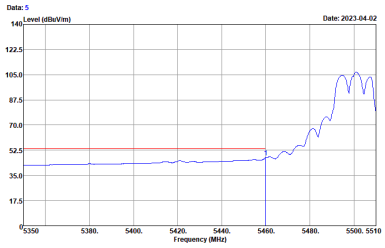 Site : 03CH02-SZ Condition : PART 15.407 AVG 3m HF_ANT_3117_0107 VERTICAL : RBW:1000.000KHz VBW:0.010KHz Project : 2N2209-01 Mode : Mode 19 SN : 6G82MM033087000K Plane : Y with Accessories : 6M power setting 16.5 Freq Level Over Limit Limit Line ReadAntenna Level Cable Loss Preamp Factor Factor A/Pos T/Pos Remark MHz dBuV/m dB dBuV/m dBuV dB/m dB dB cm deg 1 * 5460.00 47.48 -6.52 54.00 33.44 34.66 9.88 30.50 195 112 Average	Left blank

WIFI	U-NII-2C 5470~5725MHz Band Edge @ 3m	
ANT	802.11a CH116 5580MHz - L	
0+1	Horizontal	Fundamental
Peak	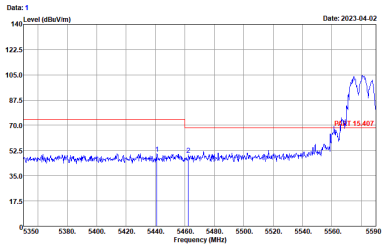 Site : 03CH02-SZ Condition : PART 15.407 3m HF_ANT_3117_0107 HORIZONTAL : RBW:1000.000KHz VBW:3000.000KHz Project : ZN2209-01 Mode : Mode 20 SN : 60B2MM033087000K Plane : Y with Accessories : 6M power setting 16.5 Freq Level Over Limit Limit Line ReadAntenna Level Factor Cable Loss Factor Preamp Factor A/Pos T/Pos Remark MHz dBuV/m dB dBuV/m dBuV dB/m dB dB cm deg 1 5440.96 50.37 -23.63 74.00 36.34 34.65 9.88 30.50 205 86 Peak 2 * 5462.32 49.37 -18.93 68.30 35.33 34.66 9.88 30.50 205 86 Peak	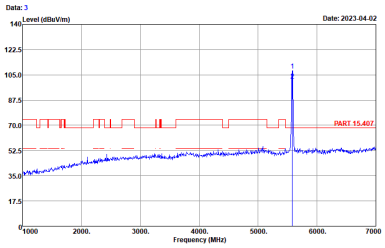 Site : 03CH02-SZ Condition : PART 15.407 3m HF_ANT_3117_0107 HORIZONTAL : RBW:1000.000KHz VBW:3000.000KHz Project : ZN2209-01 Mode : Mode 20 SN : 60B2MM033087000K Plane : Y with Accessories : 6M power setting 16.5 Freq Level Over Limit Limit Line ReadAntenna Level Factor Cable Loss Factor Preamp Factor A/Pos T/Pos Remark MHz dBuV/m dB dBuV/m dBuV dB/m dB dB cm deg 1 * 5580.00 107.90 39.60 68.30 93.61 34.81 10.01 30.53 205 86 Peak 2 5580.00 100.81 ------ ------ 86.52 34.81 10.01 30.53 205 86 Average
Avg.	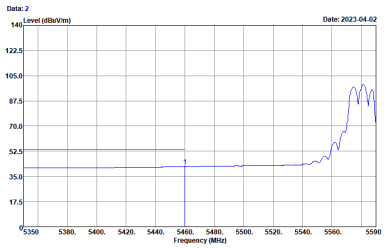 Site : 03CH02-SZ Condition : PART 15.407 AVG 3m HF_ANT_3117_0107 HORIZONTAL : RBW:1000.000KHz VBW:0.010KHz Project : ZN2209-01 Mode : Mode 20 SN : 60B2MM033087000K Plane : Y with Accessories : 6M power setting 16.5 Freq Level Over Limit Limit Line ReadAntenna Level Factor Cable Loss Factor Preamp Factor A/Pos T/Pos Remark MHz dBuV/m dB dBuV/m dBuV dB/m dB dB cm deg 1 * 5459.92 41.96 -12.04 54.00 27.92 34.66 9.88 30.50 205 86 Average	Left blank

WIFI	U-NII-2C 5470~5725MHz Band Edge @ 3m	
ANT	802.11a CH116 5580MHz - R	
0+1	Horizontal	Fundamental
Peak	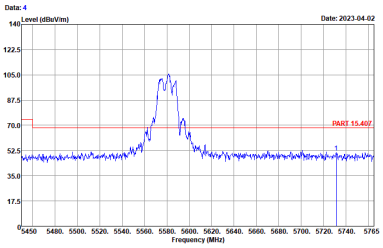 Site : 03CH02-SZ Condition : PART 15.407 3m HF_ANT_3117_0107 HORIZONTAL : RBW:1000.000KHz VBW:3000.000KHz Project : ZNZZ09-01 Mode : Mode 20 SN : G082MM033087000K Plane : Y with Accessories : 6M power setting 16.5 Freq Level Over Limit Limit Line Read Level Antenna factor Cable Loss Preamp factor A/Pos T/Pos Remark MHz dBuV/m dB dBuV/m dBuV dB/m dB dB cm deg 1 * 5731.30 51.03 -17.27 68.30 36.44 35.06 10.12 30.59 205 86 Peak	Left blank

WIFI	U-NII-2C 5470~5725MHz Band Edge @ 3m	
ANT	802.11a CH116 5580MHz - L	
0+1	Vertical	Fundamental
Peak	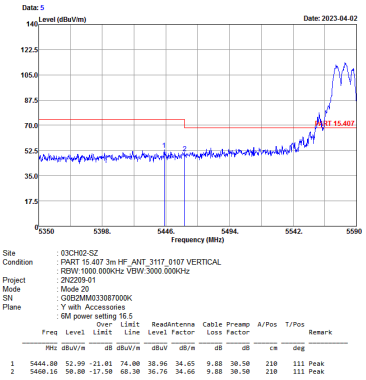	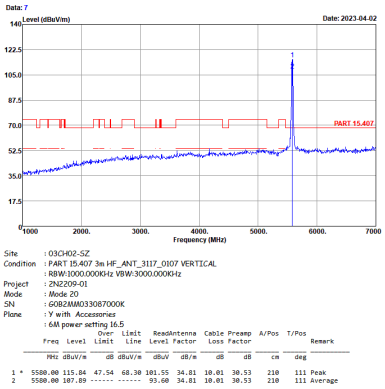
Avg.	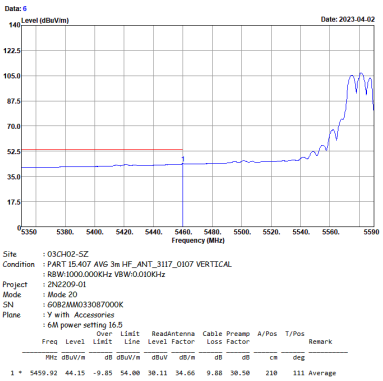	Left blank

WIFI	U-NII-2C 5470~5725MHz Band Edge @ 3m	
ANT	802.11a CH116 5580MHz - R	
0+1	Vertical	Fundamental
Peak	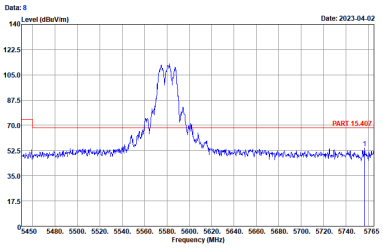 Site : 03CH02-SZ Condition : PART 15.407 3m HF_ANT_3117_0107 VERTICAL : RBW:1000.000KHz VBW:3000.000KHz Project : ZNZ209-01 Mode : Mode 20 SN : 6082MM033087000K Plane : Y with Accessories : 6M power setting 16.5 Freq Level Over Limit Limit Line Read Level Antenna factor Cable Loss Preamp factor A/Pos T/Pos Remark MHz dBuV/m dB dBuV/m dBuV dB/m dB dB cm deg 1 * 5756.50 54.16 -14.14 68.30 39.51 35.11 10.14 30.60 210 111 Peak	Left blank

WIFI	U-NII-2C 5470~5725MHz Band Edge @ 3m	
ANT	802.11a CH140 5700MHz	
0+1	Horizontal	Fundamental
Peak	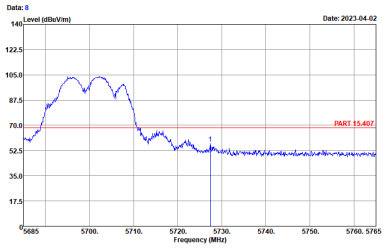 Site : 03CH02-SZ Condition : PART 15.407 3m HF_ANT_3117_0107 HORIZONTAL : RBW:1000.000KHz VBW:3000.000KHz Project : 2NZZ09-01 Mode : Mode 21 SN : 60B2MM033087000K Plane : Y with Accessories : 6M power setting I5.5 Freq Level Over Limit Limit Line ReadAntenna Level factor Cable Loss factor Preamp factor A/Pos T/Pos Remark MHz dBuV/m dB dBuV/m dBuV dB/m dB dB cm deg 1 * 5727.48 57.50 -10.80 68.30 42.91 35.06 10.12 30.59 215 40 Peak	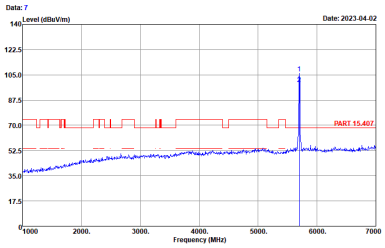 Site : 03CH02-SZ Condition : PART 15.407 3m HF_ANT_3117_0107 HORIZONTAL : RBW:1000.000KHz VBW:3000.000KHz Project : 2NZZ09-01 Mode : Mode 21 SN : 60B2MM033087000K Plane : Y with Accessories : 6M power setting I5.5 Freq Level Over Limit Limit Line ReadAntenna Level factor Cable Loss factor Preamp factor A/Pos T/Pos Remark MHz dBuV/m dB dBuV/m dBuV dB/m dB dB cm deg 1 * 5700.00 106.05 37.75 68.30 91.51 35.00 10.12 30.58 215 40 Peak 2 5700.00 98.79 ------ ------ 84.25 35.00 10.12 30.58 215 40 Average

WIFI	U-NII-2C 5470~5725MHz Band Edge @ 3m	
ANT	802.11a CH140 5700MHz	
0+1	Vertical	Fundamental
Peak	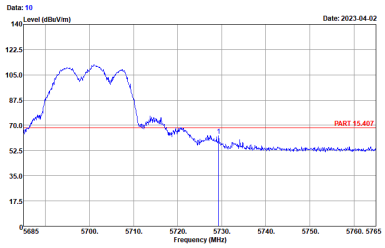 Site : 03CH02-SZ Condition : PART 15.407 3m HF_ANT_3117_0107 VERTICAL : RBW:1000.000KHz VBW:3000.000KHz Project : ZNZ209-01 Mode : Mode 21 SN : 6082MM033087000K Plane : Y with Accessories : 6M power setting 15.5 Freq Level Over Limit Limit Line ReadAntenna Level factor Cable Loss factor Preamp factor A/Pos T/Pos Remark MHz dBuV/m dB dBuV/m dBuV dB/m dB dB cm deg 1 * 5729.32 62.98 -5.32 68.30 48.39 35.06 10.12 30.59 208 101 Peak	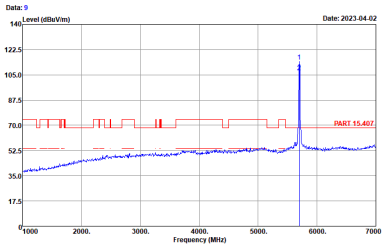 Site : 03CH02-SZ Condition : PART 15.407 3m HF_ANT_3117_0107 VERTICAL : RBW:1000.000KHz VBW:3000.000KHz Project : ZNZ209-01 Mode : Mode 21 SN : 6082MM033087000K Plane : Y with Accessories : 6M power setting 15.5 Freq Level Over Limit Limit Line ReadAntenna Level factor Cable Loss factor Preamp factor A/Pos T/Pos Remark MHz dBuV/m dB dBuV/m dBuV dB/m dB dB cm deg 1 * 5700.00 114.31 46.01 68.30 99.77 35.00 10.12 30.58 208 101 Peak 2 5700.00 106.68 ------ ------ 92.14 35.00 10.12 30.58 208 101 Average

U-NII-2C 5470~5725MHz

WIFI 802.11n HT20 (Band Edge @ 3m)

WIFI	U-NII-2C 5470~5725MHz Band Edge @ 3m	
ANT	802.11n HT20 CH100 5500MHz	
0+1	Horizontal	Fundamental
Peak	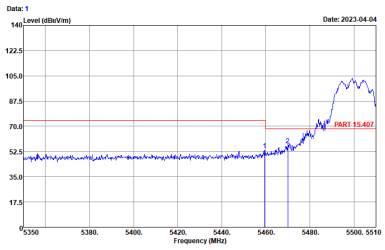 Site : 03CH02-SZ Condition : PART 15.407 3m HF_ANT_3117_0107 HORIZONTAL : RBW:1000.000KHz VBW:3000.000KHz Project : 2NZ209-01 Mode : Mode 22 SN : 6GB2MM033087000K Plane : Y with Accessories : MC50 power setting 16.5 Freq Level Over Limit Limit Line ReadAntenna Level Factor Cable Loss Factor Preamp Factor A/Pos T/Pos Remark MHz dBuV/m dB dBuV/m dBuV dB/m dB dB cm deg 1 5459.44 53.42 -20.58 74.00 39.38 34.66 9.88 30.50 314 74 Peak 2 * 5470.00 57.00 -11.30 68.30 42.91 34.67 9.92 30.50 314 74 Peak	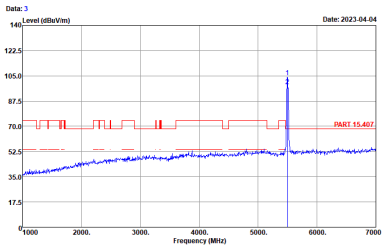 Site : 03CH02-SZ Condition : PART 15.407 3m HF_ANT_3117_0107 HORIZONTAL : RBW:1000.000KHz VBW:3000.000KHz Project : 2NZ209-01 Mode : Mode 22 SN : 6GB2MM033087000K Plane : Y with Accessories : MC50 power setting 16.5 Freq Level Over Limit Limit Line ReadAntenna Level Factor Cable Loss Factor Preamp Factor A/Pos T/Pos Remark MHz dBuV/m dB dBuV/m dBuV dB/m dB dB cm deg 1 * 5500.00 104.28 35.98 68.30 90.16 34.70 9.92 30.50 314 74 Peak 2 5500.00 97.77 ------ ------ 83.65 34.70 9.92 30.50 314 74 Average
Avg.	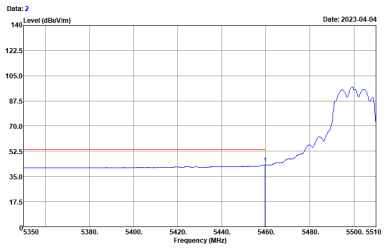 Site : 03CH02-SZ Condition : PART 15.407 AVG 3m HF_ANT_3117_0107 HORIZONTAL : RBW:1000.000KHz VBW:0.010KHz Project : 2NZ209-01 Mode : Mode 22 SN : 6GB2MM033087000K Plane : Y with Accessories : MC50 power setting 16.5 Freq Level Over Limit Limit Line ReadAntenna Level Factor Cable Loss Factor Preamp Factor A/Pos T/Pos Remark MHz dBuV/m dB dBuV/m dBuV dB/m dB dB cm deg 1 * 5459.76 43.16 -10.84 54.00 29.12 34.66 9.88 30.50 314 74 Average	Left blank

WIFI	U-NII-2C 5470~5725MHz Band Edge @ 3m	
ANT	802.11n HT20 CH100 5500MHz	
0+1	Vertical	Fundamental
Peak	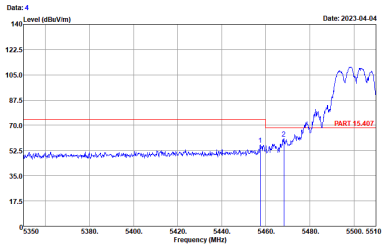 Site : 03CH02-SZ Condition : PART 15.407 3m HF_ANT_3117_0107 VERTICAL : RBW:1000.000KHz VBW:3000.000KHz Project : ZN2209-01 Mode : Mode 22 SN : 6082MM033087000K Plane : Y with Accessories : MCS0 power setting 16.5 Freq Level Over Limit Limit Line ReadAntenna Level Factor Cable Loss Factor Preamp Factor A/Pos T/Pos Remark MHz dBuV/m dB dBuV/m dBuV dB/m dB dB cm deg 1 5457.52 56.59 -17.41 74.00 42.55 34.66 9.88 30.50 100 74 Peak 2 * 5468.24 60.88 -7.42 68.30 46.79 34.67 9.92 30.50 100 74 Peak	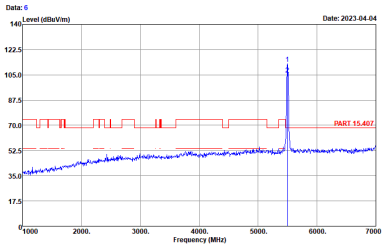 Site : 03CH02-SZ Condition : PART 15.407 3m HF_ANT_3117_0107 VERTICAL : RBW:1000.000KHz VBW:3000.000KHz Project : ZN2209-01 Mode : Mode 22 SN : 6082MM033087000K Plane : Y with Accessories : MCS0 power setting 16.5 Freq Level Over Limit Limit Line ReadAntenna Level Factor Cable Loss Factor Preamp Factor A/Pos T/Pos Remark MHz dBuV/m dB dBuV/m dBuV dB/m dB dB cm deg 1 * 5500.00 112.68 44.38 68.30 98.56 34.70 9.92 30.50 100 74 Peak 2 5500.00 105.38 ------ ------ 91.26 34.70 9.92 30.50 100 74 Average
Avg.	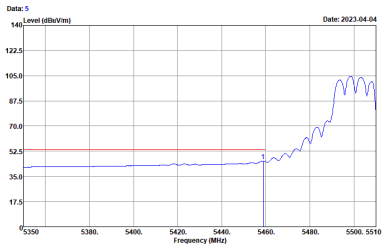 Site : 03CH02-SZ Condition : PART 15.407 AVG 3m HF_ANT_3117_0107 VERTICAL : RBW:1000.000KHz VBW:0.010KHz Project : ZN2209-01 Mode : Mode 22 SN : 6082MM033087000K Plane : Y with Accessories : MCS0 power setting 16.5 Freq Level Over Limit Limit Line ReadAntenna Level Factor Cable Loss Factor Preamp Factor A/Pos T/Pos Remark MHz dBuV/m dB dBuV/m dBuV dB/m dB dB cm deg 1 * 5458.80 45.74 -8.26 54.00 31.70 34.66 9.88 30.50 100 74 Average	Left blank

WIFI	U-NII-2C 5470~5725MHz Band Edge @ 3m	
ANT	802.11n HT20 CH116 5580MHz - L	
0+1	Horizontal	Fundamental
Peak	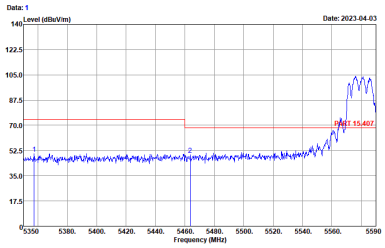 Site : 03CH02-SZ Condition : PART 15.407 3m HF_ANT_3117_0107 HORIZONTAL : RBW:1000.000KHz VBW:3000.000KHz Project : ZN2209-01 Mode : Mode 23 SN : 60B2MM033087000K Plane : Y with Accessories : MCS0 power setting 16.5 Freq Level Over Limit Limit Line ReadAntenna Level Factor Cable Loss Factor Preamp Factor A/Pos T/Pos Remark MHz dBuV/m dB dBuV/m dBuV dB/m dB dB cm deg 1 5357.44 50.50 -23.50 74.00 36.58 34.58 9.84 30.50 193 92 Peak 2 * 5463.52 49.36 -18.94 68.30 35.31 34.67 9.88 30.50 193 92 Peak	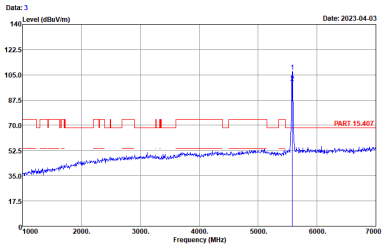 Site : 03CH02-SZ Condition : PART 15.407 3m HF_ANT_3117_0107 HORIZONTAL : RBW:1000.000KHz VBW:3000.000KHz Project : ZN2209-01 Mode : Mode 23 SN : 60B2MM033087000K Plane : Y with Accessories : MCS0 power setting 16.5 Freq Level Over Limit Limit Line ReadAntenna Level Factor Cable Loss Factor Preamp Factor A/Pos T/Pos Remark MHz dBuV/m dB dBuV/m dBuV dB/m dB dB cm deg 1 * 5580.00 107.19 38.89 68.30 92.90 34.81 10.01 30.53 193 92 Peak 2 5580.00 99.61 ------ ------ 85.32 34.81 10.01 30.53 193 92 Average
Avg.	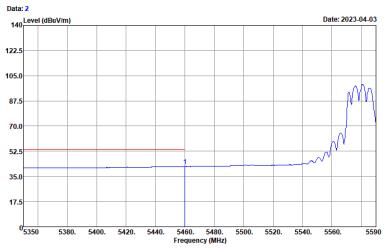 Site : 03CH02-SZ Condition : PART 15.407 AVG 3m HF_ANT_3117_0107 HORIZONTAL : RBW:1000.000KHz VBW:0.010KHz Project : ZN2209-01 Mode : Mode 23 SN : 60B2MM033087000K Plane : Y with Accessories : MCS0 power setting 16.5 Freq Level Over Limit Limit Line ReadAntenna Level Factor Cable Loss Factor Preamp Factor A/Pos T/Pos Remark MHz dBuV/m dB dBuV/m dBuV dB/m dB dB cm deg 1 * 5459.92 42.15 -11.85 54.00 28.11 34.66 9.88 30.50 193 92 Average	Left blank

WIFI	U-NII-2C 5470~5725MHz Band Edge @ 3m	
ANT	802.11n HT20 CH116 5580MHz - R	
0+1	Horizontal	Fundamental
Peak	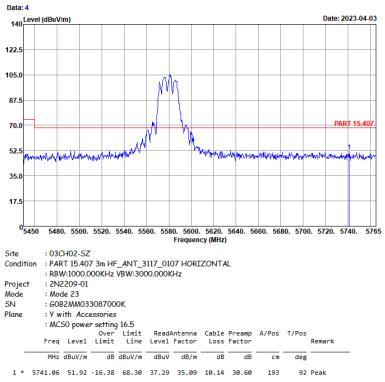	Left blank

WIFI	U-NII-2C 5470~5725MHz Band Edge @ 3m	
ANT	802.11n HT20 CH116 5580MHz - L	
0+1	Vertical	Fundamental
Peak	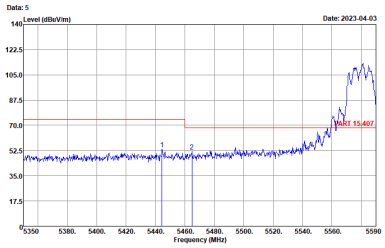 Site : 03CH02-SZ Condition : PART 15.407 3m HF_ANT_3117_0107 VERTICAL : RBW:1000.000KHz VBW:3000.000KHz Project : ZN2209-01 Mode : Mode 23 SN : 6082MM033087000K Plane : Y with Accessories : MC50 power setting 16.5 Freq Level Over Limit Limit Line ReadAntenna Level Factor Cable Loss Factor Preamp Factor A/Pos T/Pos Remark MHz dBuV/m dB dBuV/m dBuV dB/m dB dB cm deg 1 5444.32 53.26 -20.74 74.00 39.23 34.65 9.88 30.50 188 114 Peak 2 * 5464.72 51.98 -16.32 68.30 37.93 34.67 9.88 30.50 188 114 Peak	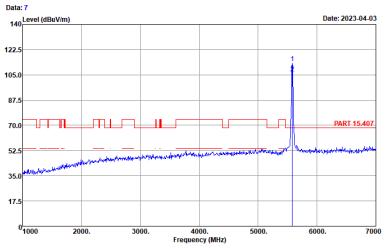 Site : 03CH02-SZ Condition : PART 15.407 3m HF_ANT_3117_0107 VERTICAL : RBW:1000.000KHz VBW:3000.000KHz Project : ZN2209-01 Mode : Mode 23 SN : 6082MM033087000K Plane : Y with Accessories : MC50 power setting 16.5 Freq Level Over Limit Limit Line ReadAntenna Level Factor Cable Loss Factor Preamp Factor A/Pos T/Pos Remark MHz dBuV/m dB dBuV/m dBuV dB/m dB dB cm deg 1 * 5580.00 113.08 44.78 68.30 98.79 34.81 10.01 30.53 188 114 Peak 2 5580.00 105.94 ------ ------ 91.65 34.81 10.01 30.53 188 114 Average
Avg.	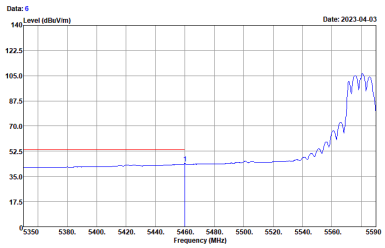 Site : 03CH02-SZ Condition : PART 15.407 AVG 3m HF_ANT_3117_0107 VERTICAL : RBW:1000.000KHz VBW:0.010KHz Project : ZN2209-01 Mode : Mode 23 SN : 6082MM033087000K Plane : Y with Accessories : MC50 power setting 16.5 Freq Level Over Limit Limit Line ReadAntenna Level Factor Cable Loss Factor Preamp Factor A/Pos T/Pos Remark MHz dBuV/m dB dBuV/m dBuV dB/m dB dB cm deg 1 * 5459.92 44.06 -9.94 54.00 30.02 34.66 9.88 30.50 188 114 Average	Left blank

WIFI	U-NII-2C 5470~5725MHz Band Edge @ 3m	
ANT	802.11n HT20 CH116 5580MHz - R	
0+1	Vertical	Fundamental
Peak	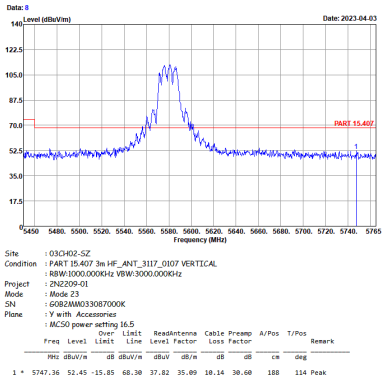 Site : 03CH02-SZ Condition : PART 15.407 3m HF_ANT_3117_0107 VERTICAL : RBW:1000.000KHz VBW:3000.000KHz Project : ZNZ209-01 Mode : Mode 23 SN : 6082MM033087000K Plane : Y with Accessories : MCS0 power setting 16.5 Freq Level Over Limit Limit Line Read Level Antenna factor Cable Loss Preamp factor A/Pos T/Pos Remark MHz dBuV/m dB dBuV/m dBuV dB/m dB dB cm deg 1 * 5747.36 52.45 -15.85 68.30 37.82 35.09 10.14 30.60 188 114 Peak	Left blank

WIFI	U-NII-2C 5470~5725MHz Band Edge @ 3m	
ANT	802.11n HT20 CH140 5700MHz	
0+1	Horizontal	Fundamental
Peak	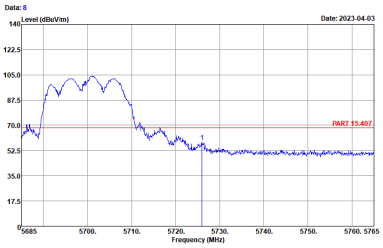 Site : 03CH02-SZ Condition : PART 15.407 3m HF_ANT_3117_0107 HORIZONTAL : RBW:1000.000KHz VBW:3000.000KHz Project : 2NZZ09-01 Mode : Mode 24 SN : 60B2MM033087000K Plane : Y with Accessories : MC50 power setting 15.5 Freq Level Over Limit Limit Line ReadAntenna Level factor Cable Loss factor Preamp factor A/Pos T/Pos Remark MHz dBuV/m dB dBuV/m dBuV dB/m dB dB cm deg 1 * 5725.96 58.32 -9.98 68.30 43.73 35.06 10.12 30.59 206 84 Peak	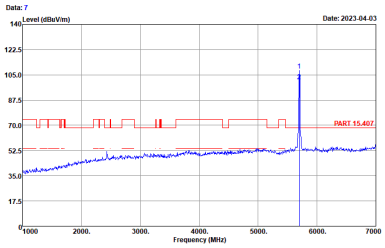 Site : 03CH02-SZ Condition : PART 15.407 3m HF_ANT_3117_0107 HORIZONTAL : RBW:1000.000KHz VBW:3000.000KHz Project : 2NZZ09-01 Mode : Mode 24 SN : 60B2MM033087000K Plane : Y with Accessories : MC50 power setting 15.5 Freq Level Over Limit Limit Line ReadAntenna Level factor Cable Loss factor Preamp factor A/Pos T/Pos Remark MHz dBuV/m dB dBuV/m dBuV dB/m dB dB cm deg 1 * 5700.00 100.12 39.82 68.30 93.58 35.00 10.12 30.58 206 84 Peak 2 5700.00 100.79 ------ ------ 86.25 35.00 10.12 30.58 206 84 Average

WIFI	U-NII-2C 5470~5725MHz Band Edge @ 3m	
ANT	802.11n HT20 CH140 5700MHz	
0+1	Vertical	Fundamental
Peak.	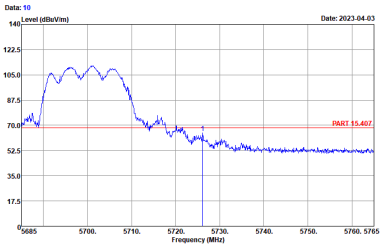 Site : 03CH02-SZ Condition : PART 15.407 3m HF_ANT_3117_0107 VERTICAL : RBW:1000.000KHz VBW:3000.000KHz Project : ZNZ209-01 Mode : Mode 24 SN : 6G82MM033087000K Plane : Y with Accessories : MC50 power setting 15.5 Freq Level Over Limit Limit Line ReadAntenna Level factor Cable Loss factor Preamp factor A/Pos T/Pos Remark MHz dBuV/m dB dBuV/m dBuV dB/m dB dB cm deg 1 * 5726.12 64.73 -3.57 68.30 50.14 35.06 10.12 30.59 208 108 Peak	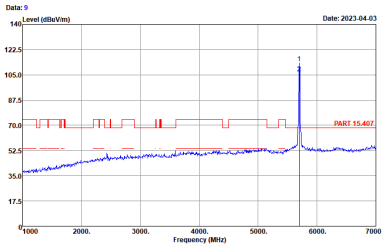 Site : 03CH02-SZ Condition : PART 15.407 3m HF_ANT_3117_0107 VERTICAL : RBW:1000.000KHz VBW:3000.000KHz Project : ZNZ209-01 Mode : Mode 24 SN : 6G82MM033087000K Plane : Y with Accessories : MC50 power setting 15.5 Freq Level Over Limit Limit Line ReadAntenna Level factor Cable Loss factor Preamp factor A/Pos T/Pos Remark MHz dBuV/m dB dBuV/m dBuV dB/m dB dB cm deg 1 * 5700.00 113.22 44.92 68.30 98.68 35.00 10.12 30.58 208 108 Peak 2 5700.00 106.16 ------ ------ 91.62 35.00 10.12 30.58 208 108 Average	

U-NII-2C 5470~5725MHz

WIFI 802.11n HT40 (Band Edge @ 3m)

WIFI	U-NII-2C 5470~5725MHz Band Edge @ 3m	
ANT	802.11n HT40 CH102 5510MHz - L	
0+1	Horizontal	Fundamental
Peak	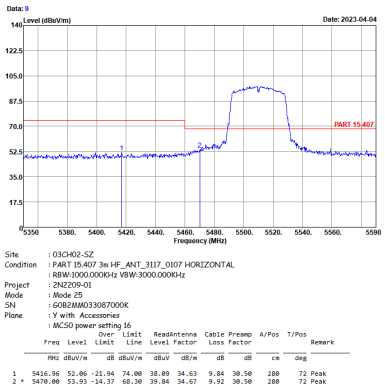	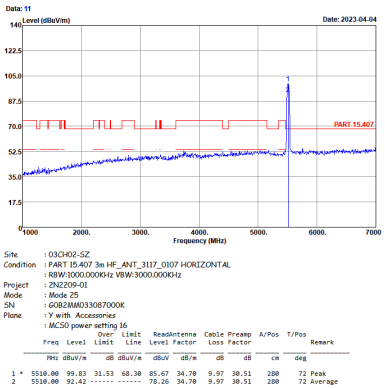
Avg.	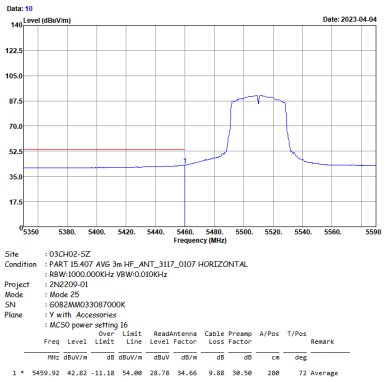	Left blank

WIFI	U-NII-2C 5470~5725MHz Band Edge @ 3m	
ANT	802.11n HT40 CH102 5510MHz - R	
0+1	Horizontal	Fundamental
Peak	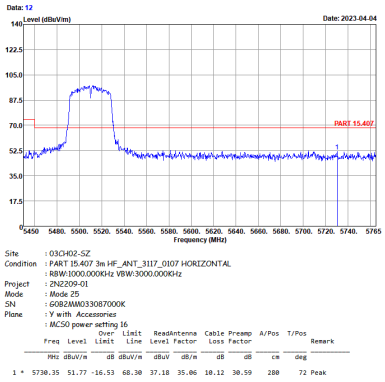 Site : 03CH02-SZ Condition : PART 15.407 3m HF_ANT_3117_0107 HORIZONTAL : RBW:1000.000KHz VBW:3000.000KHz Project : ZNZZ09-01 Mode : Mode 25 SN : G082MM033087000K Plane : Y with Accessories : MCS0 power setting 16 Freq Level Over Limit Limit Line Read Level Antenna factor Cable Loss Preamp factor A/Pos T/Pos Remark MHz dBuV/m dB dBuV/m dBuV dB/m dB dB cm deg 1 * 5730.35 51.77 -16.53 68.30 37.18 35.06 10.12 30.59 200 72 Peak	Left blank

WIFI	U-NII-2C 5470~5725MHz Band Edge @ 3m	
ANT	802.11n HT40 CH102 5510MHz - L	
0+1	Vertical	Fundamental
Peak	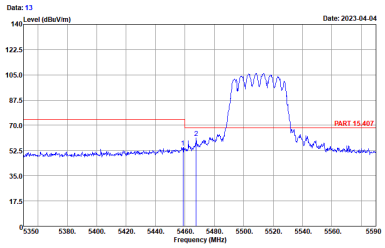 Site : 03CH02-SZ Condition : PART 15.407 3m HF_ANT_3117_0107 VERTICAL : RBW:1000.000KHz VBW:3000.000KHz Project : ZN2209-01 Mode : Mode 25 SN : 6082MM033087000K Plane : Y with Accessories : MCS0 power setting 16 Freq Level Over Limit Limit Line ReadAntenna Level Factor Cable Loss Factor Preamp Factor A/Pos T/Pos Remark MHz dBuV/m dB dBuV/m dBuV dB/m dB dB cm deg 1 5458.72 54.72 -19.28 74.00 40.68 34.66 9.88 30.50 100 74 Peak 2 * 5467.60 61.15 -7.15 68.30 47.06 34.67 9.92 30.50 100 74 Peak	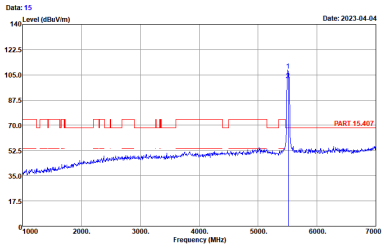 Site : 03CH02-SZ Condition : PART 15.407 3m HF_ANT_3117_0107 VERTICAL : RBW:1000.000KHz VBW:3000.000KHz Project : ZN2209-01 Mode : Mode 25 SN : 6082MM033087000K Plane : Y with Accessories : MCS0 power setting 16 Freq Level Over Limit Limit Line ReadAntenna Level Factor Cable Loss Factor Preamp Factor A/Pos T/Pos Remark MHz dBuV/m dB dBuV/m dBuV dB/m dB dB cm deg 1 * 5510.00 108.10 39.80 68.30 93.94 34.70 9.97 30.51 100 74 Peak 2 5510.00 101.28 ------ ------ 87.12 34.70 9.97 30.51 100 74 Average
Avg.	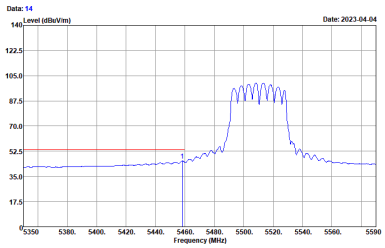 Site : 03CH02-SZ Condition : PART 15.407 AVG 3m HF_ANT_3117_0107 VERTICAL : RBW:1000.000KHz VBW:0.010KHz Project : ZN2209-01 Mode : Mode 25 SN : 6082MM033087000K Plane : Y with Accessories : MCS0 power setting 16 Freq Level Over Limit Limit Line ReadAntenna Level Factor Cable Loss Factor Preamp Factor A/Pos T/Pos Remark MHz dBuV/m dB dBuV/m dBuV dB/m dB dB cm deg 1 * 5458.24 45.84 -8.16 54.00 31.80 34.66 9.88 30.50 100 74 Average	Left blank

WIFI	U-NII-2C 5470~5725MHz Band Edge @ 3m	
ANT	802.11n HT40 CH102 5510MHz - R	
0+1	Vertical	Fundamental
Peak	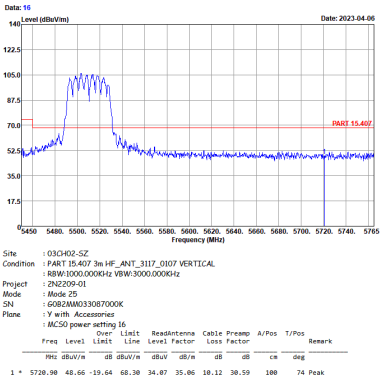 Site : 03CH02-SZ Condition : PART 15.407 3m HF_ANT_3117_0107 VERTICAL : RBW:1000.000KHz VBW:3000.000KHz Project : ZNZ209-01 Mode : Mode 25 SN : 6082MM033087000K Plane : Y with Accessories : MCS0 power setting 16 Freq Level Over Limit Limit Line Read Level Antenna factor Cable Loss Preamp factor A/Pos T/Pos Remark MHz dBuV/m dB dBuV/m dBuV dB/m dB dB cm deg 1 * 5720.90 48.66 -19.64 68.30 34.07 35.06 10.12 30.59 100 74 Peak	Left blank

WIFI	U-NII-2C 5470~5725MHz Band Edge @ 3m	
ANT	802.11n HT40 CH110 5550MHz - L	
0+1	Horizontal	Fundamental
Peak	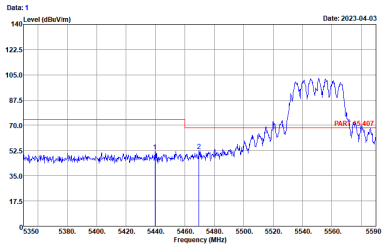 Site : 03CH02-SZ Condition : PART 15.407 3m HF_ANT_3117_0107 HORIZONTAL : RBW:1000.000KHz VBW:3000.000KHz Project : 2N2209-01 Mode : Mode 26 SN : 60B2MM033087000K Plane : Y with Accessories : MCS0 power setting 18 Freq Level Over Limit Limit Line ReadAntenna Level Factor Cable Loss Factor Preamp Factor A/Pos T/Pos Remark MHz dBuV/m dB dBuV/m dBuV dB/m dB dB cm deg 1 5439.52 51.78 -22.22 74.00 37.75 34.65 9.88 30.50 198 89 Peak 2 * 5469.52 52.31 -15.99 68.30 38.22 34.67 9.92 30.50 198 89 Peak	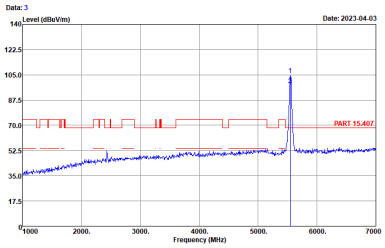 Site : 03CH02-SZ Condition : PART 15.407 3m HF_ANT_3117_0107 HORIZONTAL : RBW:1000.000KHz VBW:3000.000KHz Project : 2N2209-01 Mode : Mode 26 SN : 60B2MM033087000K Plane : Y with Accessories : MCS0 power setting 18 Freq Level Over Limit Limit Line ReadAntenna Level Factor Cable Loss Factor Preamp Factor A/Pos T/Pos Remark MHz dBuV/m dB dBuV/m dBuV dB/m dB dB cm deg 1 * 5550.00 104.71 36.41 68.30 90.44 34.78 10.01 30.52 198 89 Peak 2 5550.00 97.89 ------ ------ 83.62 34.78 10.01 30.52 198 89 Average
Avg.	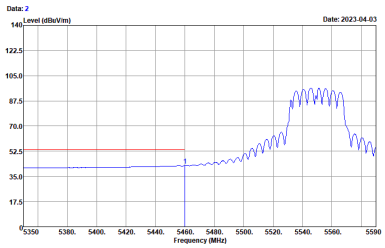 Site : 03CH02-SZ Condition : PART 15.407 AVG 3m HF_ANT_3117_0107 HORIZONTAL : RBW:1000.000KHz VBW:0.010KHz Project : 2N2209-01 Mode : Mode 26 SN : 60B2MM033087000K Plane : Y with Accessories : MCS0 power setting 18 Freq Level Over Limit Limit Line ReadAntenna Level Factor Cable Loss Factor Preamp Factor A/Pos T/Pos Remark MHz dBuV/m dB dBuV/m dBuV dB/m dB dB cm deg 1 * 5459.92 42.59 -11.41 54.00 28.55 34.66 9.88 30.50 198 89 Average	Left blank

WIFI	U-NII-2C 5470~5725MHz Band Edge @ 3m	
ANT	802.11n HT40 CH110 5550MHz - R	
0+1	Horizontal	Fundamental
Peak	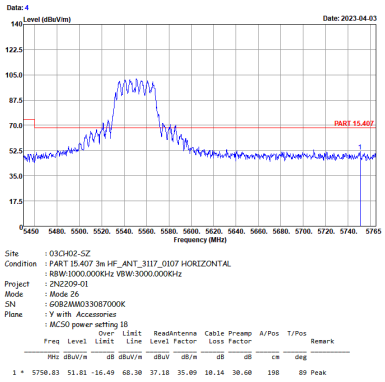	Left blank

WIFI	U-NII-2C 5470~5725MHz Band Edge @ 3m	
ANT	802.11n HT40 CH110 5550MHz - L	
0+1	Vertical	Fundamental
Peak	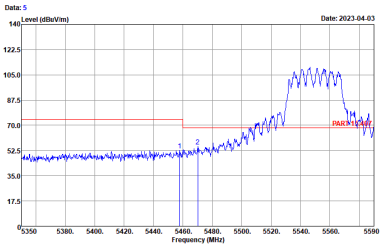 Site : 03CH02-SZ Condition : PART 15.407 3m HF_ANT_3117_0107 VERTICAL : RBW:1000.000KHz VBW:3000.000KHz Project : ZN2209-01 Mode : Mode 26 SN : 6082MM033087000K Plane : Y with Accessories : MC50 power setting 18 Freq Level Over Limit Limit Line ReadAntenna Level Factor Cable Loss Factor Preamp Factor A/Pos T/Pos Remark MHz dBuV/m dB dBuV/m dBuV dB/m dB dB cm deg 1 5457.76 52.77 -21.23 74.00 38.73 34.66 9.88 30.50 211 113 Peak 2 * 5470.00 55.48 -12.82 68.30 41.39 34.67 9.92 30.50 211 113 Peak	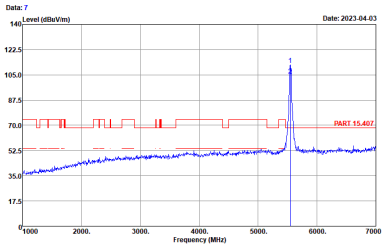 Site : 03CH02-SZ Condition : PART 15.407 3m HF_ANT_3117_0107 VERTICAL : RBW:1000.000KHz VBW:3000.000KHz Project : ZN2209-01 Mode : Mode 26 SN : 6082MM033087000K Plane : Y with Accessories : MC50 power setting 18 Freq Level Over Limit Limit Line ReadAntenna Level Factor Cable Loss Factor Preamp Factor A/Pos T/Pos Remark MHz dBuV/m dB dBuV/m dBuV dB/m dB dB cm deg 1 * 5550.00 111.87 43.57 68.30 97.60 34.78 10.01 30.52 211 113 Peak 2 5550.00 104.50 ------ ------ 90.23 34.78 10.01 30.52 211 113 Average
Avg.	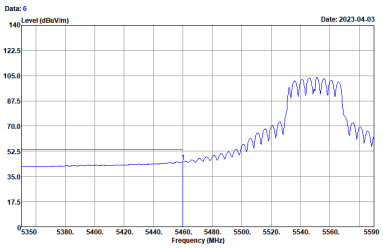 Site : 03CH02-SZ Condition : PART 15.407 AVG 3m HF_ANT_3117_0107 VERTICAL : RBW:1000.000KHz VBW:0.010KHz Project : ZN2209-01 Mode : Mode 26 SN : 6082MM033087000K Plane : Y with Accessories : MC50 power setting 18 Freq Level Over Limit Limit Line ReadAntenna Level Factor Cable Loss Factor Preamp Factor A/Pos T/Pos Remark MHz dBuV/m dB dBuV/m dBuV dB/m dB dB cm deg 1 * 5459.92 45.39 -8.61 54.00 31.35 34.66 9.88 30.50 211 113 Average	Left blank

WIFI	U-NII-2C 5470~5725MHz Band Edge @ 3m	
ANT	802.11n HT40 CH110 5550MHz - R	
0+1	Vertical	Fundamental
Peak	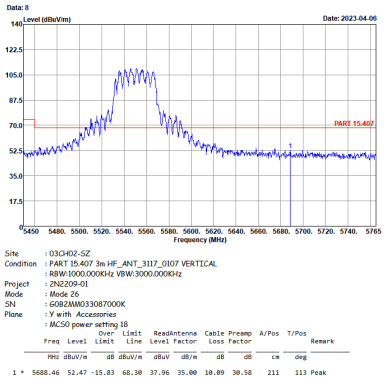 Site : 03CH02-SZ Condition : PART 15.407 3m HF_ANT_3117_0107 VERTICAL : RBW:1000.000KHz VBW:3000.000KHz Project : ZNZ09-01 Mode : Mode 26 SN : 6082MM033087000K Plane : Y with Accessories : MCS0 power setting 18 Freq Level Over Limit Limit Line Read Level Antenna factor Cable Loss Preamp factor A/Pos T/Pos Remark MHz dBuV/m dB dBuV/m dBuV dB/m dB dB cm deg 1 * 5688.46 52.47 -15.83 68.30 37.96 35.00 10.89 30.58 211 113 Peak	Left blank

WIFI	U-NII-2C 5470~5725MHz Band Edge @ 3m	
ANT	802.11n HT40 CH134 5670MHz - L	
0+1	Horizontal	Fundamental
Peak	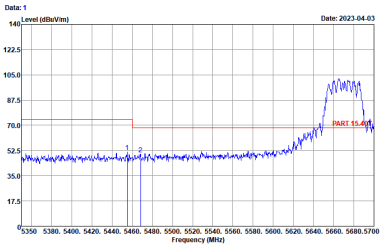 Site : 03CH02-SZ Condition : PART 15.407 3m HF_ANT_3117_0107 HORIZONTAL : RBW:1000.000KHz VBW:3000.000KHz Project : 2N2209-01 Mode : Mode 27 SN : 60B2MM033087000K Plane : Y with Accessories : MCS0 power setting 18 Freq Level Over Limit Limit Line ReadAntenna Level Factor Cable Loss Factor Preamp Factor A/Pos T/Pos Remark MHz dBuV/m dB dBuV/m dBuV dB/m dB dB cm deg 1 5455.00 51.29 -22.71 74.00 37.25 34.66 9.88 30.50 100 101 Peak 2 * 5468.30 49.94 -18.36 68.30 35.85 34.67 9.92 30.50 100 101 Peak	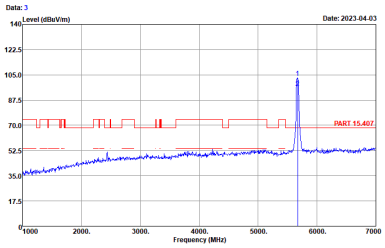 Site : 03CH02-SZ Condition : PART 15.407 3m HF_ANT_3117_0107 HORIZONTAL : RBW:1000.000KHz VBW:3000.000KHz Project : 2N2209-01 Mode : Mode 27 SN : 60B2MM033087000K Plane : Y with Accessories : MCS0 power setting 18 Freq Level Over Limit Limit Line ReadAntenna Level Factor Cable Loss Factor Preamp Factor A/Pos T/Pos Remark MHz dBuV/m dB dBuV/m dBuV dB/m dB dB cm deg 1 * 5670.00 102.78 34.48 68.30 88.28 34.98 10.09 30.57 100 101 Peak 2 5670.00 95.75 ------ ------ 81.25 34.98 10.09 30.57 100 101 Average
Avg.	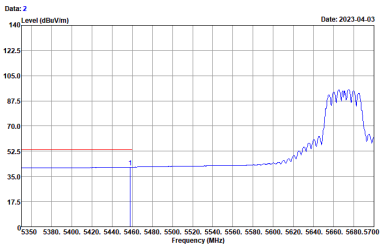 Site : 03CH02-SZ Condition : PART 15.407 AVG 3m HF_ANT_3117_0107 HORIZONTAL : RBW:1000.000KHz VBW:0.010KHz Project : 2N2209-01 Mode : Mode 27 SN : 60B2MM033087000K Plane : Y with Accessories : MCS0 power setting 18 Freq Level Over Limit Limit Line ReadAntenna Level Factor Cable Loss Factor Preamp Factor A/Pos T/Pos Remark MHz dBuV/m dB dBuV/m dBuV dB/m dB dB cm deg 1 * 5458.15 41.49 -12.51 54.00 27.45 34.66 9.88 30.50 100 101 Average	Left blank

WIFI	U-NII-2C 5470~5725MHz Band Edge @ 3m	
ANT	802.11n HT40 CH134 5670MHz - R	
0+1	Horizontal	Fundamental
Peak	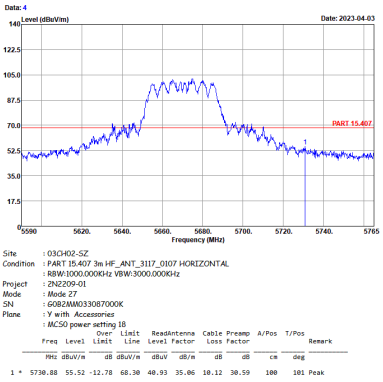 Site : 03CH02-SZ Condition : PART 15.407 3m HF_ANT_3117_0107 HORIZONTAL : RBW:1000.000KHz VBW:3000.000KHz Project : ZNZZ09-01 Mode : Mode 27 SN : 6082MM033087000K Plane : Y with Accessories : MCS0 power setting 18 Freq Level Over Limit Limit Line Read Level Antenna factor Cable Loss Preamp factor A/Pos T/Pos Remark MHz dBuV/m dB dBuV/m dBuV dB/m dB dB cm deg 1 * 5730.88 55.52 -12.78 68.30 40.93 35.06 10.12 30.59 100 101 Peak	Left blank

WIFI	U-NII-2C 5470~5725MHz Band Edge @ 3m	
ANT	802.11n HT40 CH134 5670MHz - L	
0+1	Vertical	Fundamental
Peak	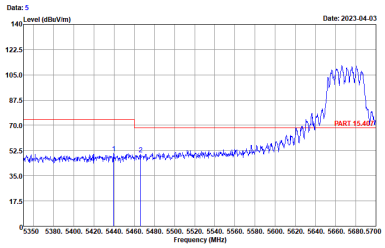 Site : 03CH02-SZ Condition : PART 15.407 3m HF_ANT_3117_0107 VERTICAL : RBW:1000.000KHz VBW:3000.000KHz Project : ZN2209-01 Mode : Mode 27 SN : 608ZMM033087000K Plane : Y with Accessories : MCS0 power setting 18 Freq Level Over Limit Limit Line ReadAntenna Level Factor Cable Loss Factor Preamp Factor A/Pos T/Pos Remark MHz dBuV/m dB dBuV/m dBuV dB/m dB dB cm deg 1 5439.60 50.60 -23.40 74.00 36.57 34.65 9.88 30.50 209 92 Peak 2 * 5466.55 50.01 -18.29 68.30 35.92 34.67 9.92 30.50 209 92 Peak	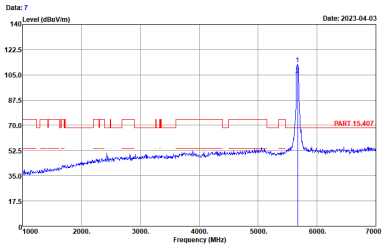 Site : 03CH02-SZ Condition : PART 15.407 3m HF_ANT_3117_0107 VERTICAL : RBW:1000.000KHz VBW:3000.000KHz Project : ZN2209-01 Mode : Mode 27 SN : 608ZMM033087000K Plane : Y with Accessories : MCS0 power setting 18 Freq Level Over Limit Limit Line ReadAntenna Level Factor Cable Loss Factor Preamp Factor A/Pos T/Pos Remark MHz dBuV/m dB dBuV/m dBuV dB/m dB dB cm deg 1 * 5670.00 112.36 44.06 68.30 97.86 34.98 10.09 30.57 209 92 Peak 2 5670.00 104.76 ------ ------ 90.26 34.98 10.09 30.57 209 92 Average
Avg.	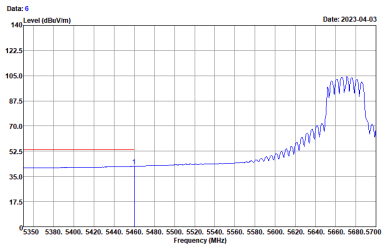 Site : 03CH02-SZ Condition : PART 15.407 AVG 3m HF_ANT_3117_0107 VERTICAL : RBW:1000.000KHz VBW:0.010KHz Project : ZN2209-01 Mode : Mode 27 SN : 608ZMM033087000K Plane : Y with Accessories : MCS0 power setting 18 Freq Level Over Limit Limit Line ReadAntenna Level Factor Cable Loss Factor Preamp Factor A/Pos T/Pos Remark MHz dBuV/m dB dBuV/m dBuV dB/m dB dB cm deg 1 * 5459.98 41.99 -12.01 54.00 27.95 34.66 9.88 30.50 209 92 Average	Left blank

WIFI	U-NII-2C 5470~5725MHz Band Edge @ 3m	
ANT	802.11n HT40 CH134 5670MHz - R	
0+1	Vertical	Fundamental
Peak	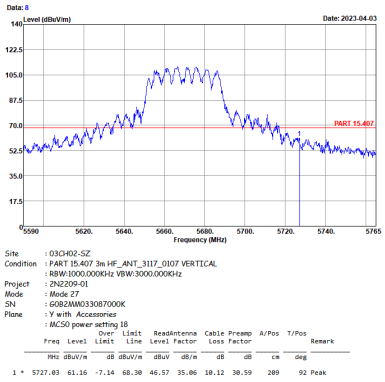 Site : 03CH02-SZ Condition : PART 15.407 3m HF_ANT_3117_0107 VERTICAL : RBW:1000.000KHz VBW:3000.000KHz Project : ZNZ209-01 Mode : Mode 27 SN : 6082MM033087000K Plane : Y with Accessories : MCS0 power setting 18 Freq Level Over Limit Limit Line Read Level Antenna factor Cable Loss Preamp factor A/Pos T/Pos Remark MHz dBuV/m dB dBuV/m dBuV dB/m dB dB cm deg 1 * 5727.03 61.16 -7.14 68.30 46.57 35.06 10.12 30.59 209 92 Peak	Left blank

U-NII-2C 5470~5725MHz
WIFI 802.11ac VHT80 (Band Edge @ 3m)

WIFI	U-NII-2C 5470~5725MHz Band Edge @ 3m	
ANT	802.11ac VHT80 CH106 5530MHz - L	
0+1	Horizontal	Fundamental
Peak	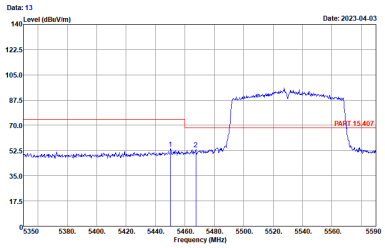 Site : 03CH02-SZ Condition : PART 15.407 3m HF_ANT_3117_0107 HORIZONTAL : RBW:1000.000KHz VBW:3000.000KHz Project : ZN2209-01 Mode : Mode 28 SN : 60B2MM033087000K Plane : Y with Accessories : MC50 power setting 14.5 Freq Level Over Limit Limit Line ReadAntenna Level Factor Cable Loss Factor Preamp Factor A/Pos T/Pos Remark MHz dBuV/m dB dBuV/m dBuV dB/m dB dB cm deg 1 5450.08 53.82 -20.18 74.00 39.78 34.66 9.88 30.50 100 72 Peak 2 * 5467.36 53.40 -14.90 68.30 39.31 34.67 9.92 30.50 100 72 Peak	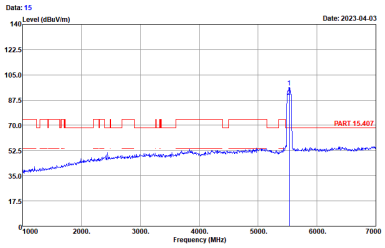 Site : 03CH02-SZ Condition : PART 15.407 3m HF_ANT_3117_0107 HORIZONTAL : RBW:1000.000KHz VBW:3000.000KHz Project : ZN2209-01 Mode : Mode 28 SN : 60B2MM033087000K Plane : Y with Accessories : MC50 power setting 14.5 Freq Level Over Limit Limit Line ReadAntenna Level Factor Cable Loss Factor Preamp Factor A/Pos T/Pos Remark MHz dBuV/m dB dBuV/m dBuV dB/m dB dB cm deg 1 * 5530.00 96.47 28.17 68.30 82.28 34.73 9.97 30.51 100 72 Peak 2 5530.00 89.80 ------ ------ 75.61 34.73 9.97 30.51 100 72 Average
Avg.	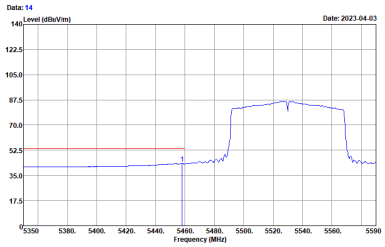 Site : 03CH02-SZ Condition : PART 15.407 AVG 3m HF_ANT_3117_0107 HORIZONTAL : RBW:1000.000KHz VBW:0.010KHz Project : ZN2209-01 Mode : Mode 28 SN : 60B2MM033087000K Plane : Y with Accessories : MC50 power setting 14.5 Freq Level Over Limit Limit Line ReadAntenna Level Factor Cable Loss Factor Preamp Factor A/Pos T/Pos Remark MHz dBuV/m dB dBuV/m dBuV dB/m dB dB cm deg 1 * 5458.00 43.41 -10.59 54.00 29.37 34.66 9.88 30.50 100 72 Average	Left blank

WIFI	U-NII-2C 5470~5725MHz Band Edge @ 3m	
ANT	802.11ac VHT80 CH106 5530MHz - R	
0+1	Horizontal	Fundamental
Peak	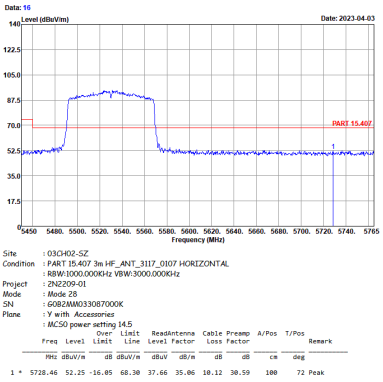	Left blank

WIFI	U-NII-2C 5470~5725MHz Band Edge @ 3m	
ANT	802.11ac VHT80 CH106 5530MHz - L	
0+1	Vertical	Fundamental
Peak	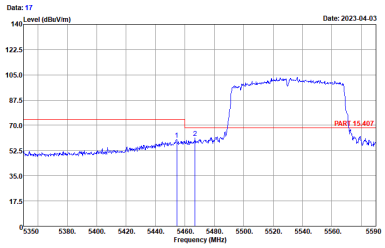 Site : 03CH02-SZ Condition : PART 15.407 3m HF_ANT_3117_0107 VERTICAL : RBW:1000.000KHz VBW:3000.000KHz Project : ZN2209-01 Mode : Mode 28 SN : 608ZMM033087000K Plane : Y with Accessories : MCS0 power setting 14.5 Freq Level Over Limit Limit Line ReadAntenna Level Factor Cable Loss Factor Preamp Factor A/Pos T/Pos Remark MHz dBuV/m dB dBuV/m dBuV dB/m dB dB cm deg 1 5454.40 60.03 -13.97 74.00 45.99 34.66 9.88 30.50 206 99 Peak 2 * 5466.88 61.34 -6.96 68.30 47.25 34.67 9.92 30.50 206 99 Peak	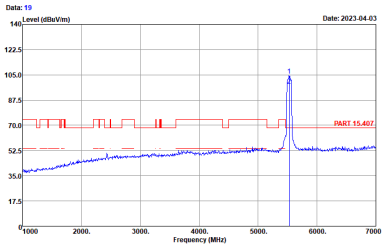 Site : 03CH02-SZ Condition : PART 15.407 3m HF_ANT_3117_0107 VERTICAL : RBW:1000.000KHz VBW:3000.000KHz Project : ZN2209-01 Mode : Mode 28 SN : 608ZMM033087000K Plane : Y with Accessories : MCS0 power setting 14.5 Freq Level Over Limit Limit Line ReadAntenna Level Factor Cable Loss Factor Preamp Factor A/Pos T/Pos Remark MHz dBuV/m dB dBuV/m dBuV dB/m dB dB cm deg 1 * 5530.00 104.40 36.10 68.30 90.21 34.73 9.97 30.51 206 99 Peak 2 5530.00 97.43 ------ ------ 83.24 34.73 9.97 30.51 206 99 Average
Avg.	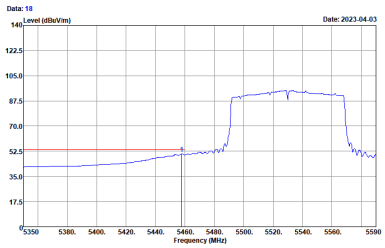 Site : 03CH02-SZ Condition : PART 15.407 AVG 3m HF_ANT_3117_0107 VERTICAL : RBW:1000.000KHz VBW:0.010KHz Project : ZN2209-01 Mode : Mode 28 SN : 608ZMM033087000K Plane : Y with Accessories : MCS0 power setting 14.5 Freq Level Over Limit Limit Line ReadAntenna Level Factor Cable Loss Factor Preamp Factor A/Pos T/Pos Remark MHz dBuV/m dB dBuV/m dBuV dB/m dB dB cm deg 1 * 5457.76 50.56 -3.44 54.00 36.52 34.66 9.88 30.50 206 99 Average	Left blank

WIFI	U-NII-2C 5470~5725MHz Band Edge @ 3m	
ANT	802.11ac VHT80 CH106 5530MHz - R	
0+1	Vertical	Fundamental
Peak	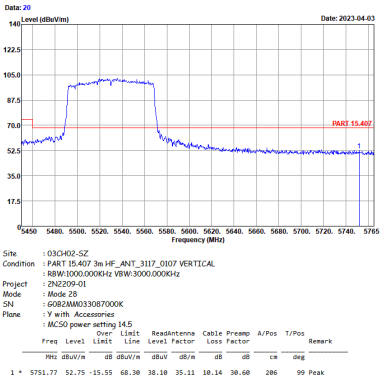 Site : 03CH02-SZ Condition : PART 15.407 3m HF_ANT_3117_0107 VERTICAL : RBW:1000.000KHz VBW:3000.000KHz Project : ZNZ209-01 Mode : Mode 28 SN : G082MM033087000K Plane : Y with Accessories : MCS0 power setting 14.5 Freq Level Over Limit Limit Line Read Level Antenna factor Cable Loss Preamp factor A/Pos T/Pos Remark MHz dBuV/m dB dBuV/m dBuV dB/m dB dB cm deg 1 * 5751.77 52.75 -15.55 68.30 38.10 35.11 10.14 30.60 206 99 Peak	Left blank

WIFI	U-NII-2C 5470~5725MHz Band Edge @ 3m	
ANT	802.11ac VHT80 CH122 5610MHz - L	
0+1	Horizontal	Fundamental
Peak	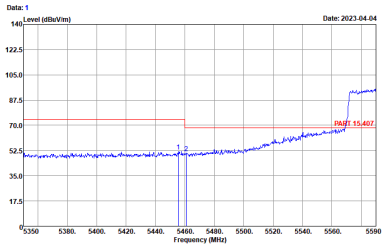 Site : 03CH02-SZ Condition : PART 15.407 3m HF_ANT_3117_0107 HORIZONTAL : RBW:1000.000KHz VBW:3000.000KHz Project : 2N2209-01 Mode : Mode 29 SN : 6082MM033087000K Plane : Y with Accessories : MC50 power setting 18 Freq Level Over Limit Limit Line ReadAntenna Level Factor Cable Loss Factor Preamp Factor A/Pos T/Pos Remark MHz dBuV/m dB dBuV/m dBuV dB/m dB dB cm deg 1 5455.60 51.88 -22.12 74.00 37.84 34.66 9.88 30.50 275 56 Peak 2 * 5460.88 50.85 -17.45 68.30 36.81 34.66 9.88 30.50 275 56 Peak	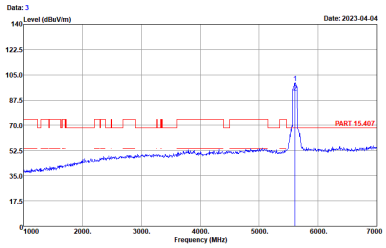 Site : 03CH02-SZ Condition : PART 15.407 3m HF_ANT_3117_0107 HORIZONTAL : RBW:1000.000KHz VBW:3000.000KHz Project : 2N2209-01 Mode : Mode 29 SN : 6082MM033087000K Plane : Y with Accessories : MC50 power setting 18 Freq Level Over Limit Limit Line ReadAntenna Level Factor Cable Loss Factor Preamp Factor A/Pos T/Pos Remark MHz dBuV/m dB dBuV/m dBuV dB/m dB dB cm deg 1 * 5610.00 99.57 31.27 68.30 85.20 34.87 10.05 30.55 275 56 Peak 2 5610.00 92.89 ------ ------ 78.52 34.87 10.05 30.55 275 56 Average
Avg.	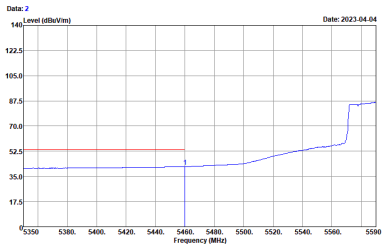 Site : 03CH02-SZ Condition : PART 15.407 AVG 3m HF_ANT_3117_0107 HORIZONTAL : RBW:1000.000KHz VBW:0.010KHz Project : 2N2209-01 Mode : Mode 29 SN : 6082MM033087000K Plane : Y with Accessories : MC50 power setting 18 Freq Level Over Limit Limit Line ReadAntenna Level Factor Cable Loss Factor Preamp Factor A/Pos T/Pos Remark MHz dBuV/m dB dBuV/m dBuV dB/m dB dB cm deg 1 * 5459.92 41.82 -12.18 54.00 27.78 34.66 9.88 30.50 275 56 Average	Left blank

WIFI	U-NII-2C 5470~5725MHz Band Edge @ 3m	
ANT	802.11ac VHT80 CH122 5610MHz - R	
0+1	Horizontal	Fundamental
Peak	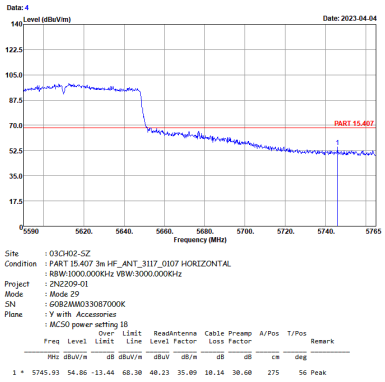 Site : 03CH02-SZ Condition : PART 15.407 3m HF_ANT_3117_0107 HORIZONTAL : RBW:1000.000KHz VBW:3000.000KHz Project : ZNZ09-01 Mode : Mode 29 SN : 6082MM033087000K Plane : Y with Accessories : MCS0 power setting 18 Over Limit Read Antenna Cable Preamp A/Pos T/Pos Freq Level Limit Line Level factor Loss factor Remark MHz dBuV/m dB dBuV/m dBuV dB/m dB dB cm deg 1 * 5745.93 54.86 -13.44 68.30 40.23 35.09 10.14 30.60 275 56 Peak	Left blank

WIFI	U-NII-2C 5470~5725MHz Band Edge @ 3m	
ANT	802.11ac VHT80 CH122 5610MHz - L	
0+1	Vertical	Fundamental
Peak	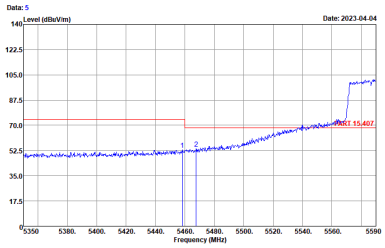 Site : 03CH02-SZ Condition : PART 15.407 3m HF_ANT_3117_0107 VERTICAL : RBW:1000.000KHz VBW:3000.000KHz Project : ZN2209-01 Mode : Mode 29 SN : 6082MM033087000K Plane : Y with Accessories : MC50 power setting 18 Freq Level Over Limit Limit Line ReadAntenna Level Factor Cable Loss Factor Preamp Factor A/Pos T/Pos Remark MHz dBuV/m dB dBuV/m dBuV dB/m dB dB cm deg 1 5458.24 53.23 -20.77 74.00 39.19 34.66 9.88 30.50 100 128 Peak 2 * 5467.60 53.65 -14.65 68.30 39.56 34.67 9.92 30.50 100 128 Peak	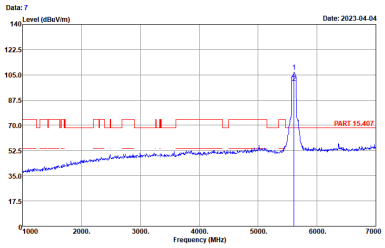 Site : 03CH02-SZ Condition : PART 15.407 3m HF_ANT_3117_0107 VERTICAL : RBW:1000.000KHz VBW:3000.000KHz Project : ZN2209-01 Mode : Mode 29 SN : 6082MM033087000K Plane : Y with Accessories : MC50 power setting 18 Freq Level Over Limit Limit Line ReadAntenna Level Factor Cable Loss Factor Preamp Factor A/Pos T/Pos Remark MHz dBuV/m dB dBuV/m dBuV dB/m dB dB cm deg 1 * 5610.00 107.39 39.09 68.30 93.02 34.87 10.05 30.55 100 128 Peak 2 5610.00 99.63 ------ ------ 85.26 34.87 10.05 30.55 100 128 Average
Avg.	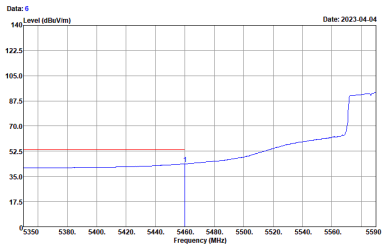 Site : 03CH02-SZ Condition : PART 15.407 AVG 3m HF_ANT_3117_0107 VERTICAL : RBW:1000.000KHz VBW:0.010KHz Project : ZN2209-01 Mode : Mode 29 SN : 6082MM033087000K Plane : Y with Accessories : MC50 power setting 18 Freq Level Over Limit Limit Line ReadAntenna Level Factor Cable Loss Factor Preamp Factor A/Pos T/Pos Remark MHz dBuV/m dB dBuV/m dBuV dB/m dB dB cm deg 1 * 5459.92 43.71 -10.29 54.00 29.67 34.66 9.88 30.50 100 128 Average	Left blank

WIFI	U-NII-2C 5470~5725MHz Band Edge @ 3m	
ANT	802.11ac VHT80 CH122 5610MHz - R	
0+1	Vertical	Fundamental
Peak	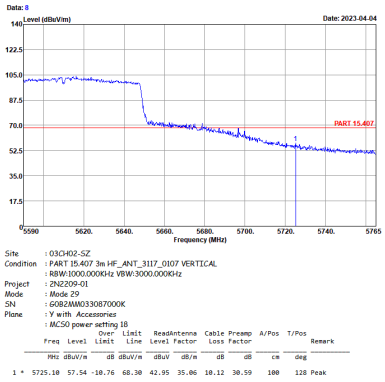 Site : 03CH02-SZ Condition : PART 15.407 3m HF_ANT_3117_0107 VERTICAL : RBW:1000.000KHz VBW:3000.000KHz Project : ZNZ209-01 Mode : Mode 29 SN : G082MM033087000K Plane : Y with Accessories : MCS0 power setting 18 Freq Level Over Limit Limit Line Read Level Antenna factor Cable Loss Preamp factor A/Pos T/Pos Remark MHz dBuV/m dB dBuV/m dBuV dB/m dB dB cm deg 1 * 5725.10 57.54 -10.76 68.30 42.95 35.06 10.12 30.59 100 128 Peak	Left blank

U-NII-2C - 5470~5725MHz

WIFI 802.11a (Harmonic @ 3m)

WIFI	U-NII-2C 5470~5725MHz Harmonic @ 3m	
ANT	802.11a CH100 5500MHz	
0+1	Horizontal	Vertical
Peak Avg.	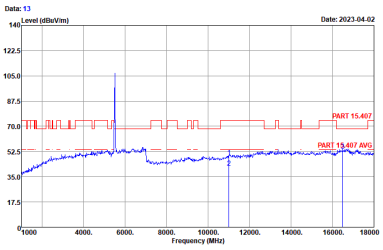 Site : 03CH02-SZ Condition : PART 15.407 3m HF_ANT_3117_0107 HORIZONTAL Project : 2N2209-01 Mode : Mode 19 SN : 6082MM033087000K Plane : Y with Accessories : 6M power setting 16.5 Freq Level Over Limit Limit Line ReadAntenna Level Factor Cable Loss Preamp Factor A/Pos T/Pos Remark MHz dBuV/m dB dBuV/m dBuV dB/m dB dB cm deg 1 11000.00 48.72 -25.28 74.00 55.06 38.10 13.76 58.20 100 260 Peak 2 * 11000.00 41.52 -12.48 54.00 47.86 38.10 13.76 58.20 100 260 Average 3 10500.00 53.07 -15.23 68.30 53.52 40.95 16.10 57.50 --- --- Peak	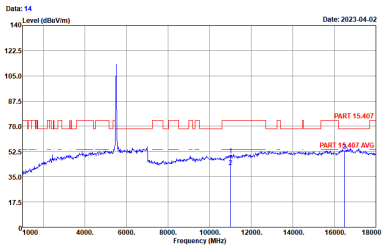 Site : 03CH02-SZ Condition : PART 15.407 3m HF_ANT_3117_0107 VERTICAL Project : 2N2209-01 Mode : Mode 19 SN : 6082MM033087000K Plane : Y with Accessories : 6M power setting 16.5 Freq Level Over Limit Limit Line ReadAntenna Level Factor Cable Loss Preamp Factor A/Pos T/Pos Remark MHz dBuV/m dB dBuV/m dBuV dB/m dB dB cm deg 1 11000.00 49.85 -24.15 74.00 56.19 38.10 13.76 58.20 142 63 Peak 2 * 11000.00 41.79 -12.21 54.00 48.13 38.10 13.76 58.20 142 63 Average 3 10500.00 52.94 -15.36 68.30 53.39 40.95 16.10 57.50 --- --- Peak

WIFI	U-NII-2C 5470~5725MHz Harmonic @ 3m	
ANT	802.11a CH116 5580MHz	
0+1	Horizontal	Vertical
Peak Avg.	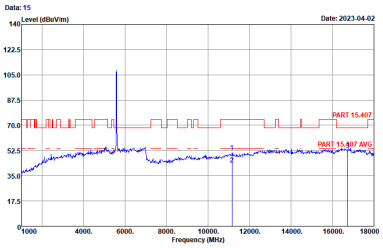 Site : 03CH02-SZ Condition : PART 15.407 3m HF_ANT_3117_0107 HORIZONTAL Project : 2N2209-01 Mode : Mode 20 SN : G0B2MM033087000K Plane : Y with Accessories : 6M power setting 16.5 Freq Level Over Limit Limit Line ReadAntenna Level Factor Cable Loss Factor Preamp Factor A/Pos T/Pos Remark MHz dBuV/m dB dBuV/m dBuV dB/m dB dB cm deg 1 11160.00 51.40 -22.60 74.00 57.49 38.27 13.74 58.10 100 233 Peak 2 * 11160.00 42.79 -11.21 54.00 48.88 38.27 13.74 58.10 100 233 Average 3 16740.00 52.90 -15.40 68.30 52.54 41.07 16.36 57.07 126 320 Peak	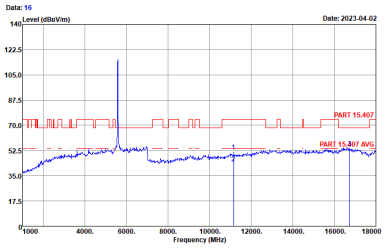 Site : 03CH02-SZ Condition : PART 15.407 3m HF_ANT_3117_0107 VERTICAL Project : 2N2209-01 Mode : Mode 20 SN : G0B2MM033087000K Plane : Y with Accessories : 6M power setting 16.5 Freq Level Over Limit Limit Line ReadAntenna Level Factor Cable Loss Factor Preamp Factor A/Pos T/Pos Remark MHz dBuV/m dB dBuV/m dBuV dB/m dB dB cm deg 1 11160.00 51.71 -22.29 74.00 57.80 38.27 13.74 58.10 100 188 Peak 2 * 11160.00 43.80 -10.20 54.00 49.89 38.27 13.74 58.10 100 188 Average 3 16740.00 54.25 -14.05 68.30 53.89 41.07 16.36 57.07 125 326 Peak

WIFI	U-NII-2C 5470~5725MHz Harmonic @ 3m	
ANT	802.11a CH140 5700MHz	
0+1	Horizontal	Vertical
Peak Avg.	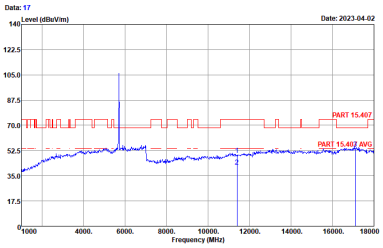 Site : 03CH02-SZ Condition : PART 15.407 3m HF_ANT_3117_0107 HORIZONTAL Project : 2N2209-01 Mode : Mode 21 SN : G0B2MM033087000K Plane : Y with Accessories : 6M power setting 15.5 Freq Level Over Limit Limit Line ReadAntenna Level Factor Cable Loss Preamp Factor A/Pos T/Pos Remark MHz dBuV/m dB dBuV/m dBuV dB/m dB dB cm deg 1 11400.00 49.70 -24.30 74.00 55.45 38.50 13.71 57.96 120 294 Peak 2 * 11400.00 41.45 -12.55 54.00 47.20 38.50 13.71 57.96 120 294 Average 3 17100.00 53.78 -14.52 68.30 52.68 41.24 16.56 56.70 163 299 Peak	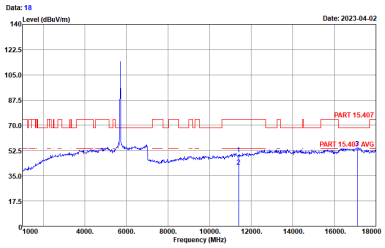 Site : 03CH02-SZ Condition : PART 15.407 3m HF_ANT_3117_0107 VERTICAL Project : 2N2209-01 Mode : Mode 21 SN : G0B2MM033087000K Plane : Y with Accessories : 6M power setting 15.5 Freq Level Over Limit Limit Line ReadAntenna Level Factor Cable Loss Preamp Factor A/Pos T/Pos Remark MHz dBuV/m dB dBuV/m dBuV dB/m dB dB cm deg 1 11400.00 49.77 -24.23 74.00 55.52 38.50 13.71 57.96 130 211 Peak 2 * 11400.00 41.51 -12.49 54.00 47.26 38.50 13.71 57.96 130 211 Average 3 17100.00 54.29 -14.01 68.30 53.19 41.24 16.56 56.70 100 126 Peak

U-NII-2C 5470~5725MHz

WIFI 802.11n HT20 (Harmonic @ 3m)

WIFI	U-NII-2C 5470~5725MHz Harmonic @ 3m	
ANT	802.11n HT20 CH100 5500MHz	
0+1	Horizontal	Vertical
Peak Avg.	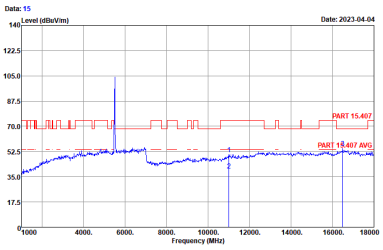 Site : 03CH02-SZ Condition : PART 15.407 3m HF_ANT_3117_0107 HORIZONTAL Project : 2N2209-01 Mode : Mode 22 SN : 60B2MM033087000K Plane : Y with Accessories : MC50 power setting 16.5 Freq Level Over Limit Limit Line ReadAntenna Level Factor Cable Loss Preamp Factor A/Pos T/Pos Remark MHz dBuV/m dB dBuV/m dBuV dB/m dB dB cm deg 1 11000.00 50.64 -23.36 74.00 56.98 38.10 13.76 58.20 100 32 Peak 2 11000.00 39.36 -14.64 54.00 45.70 38.10 13.76 58.20 100 32 Average 3 * 10500.00 54.83 -13.47 68.30 55.28 40.95 16.10 57.50 100 85 Peak	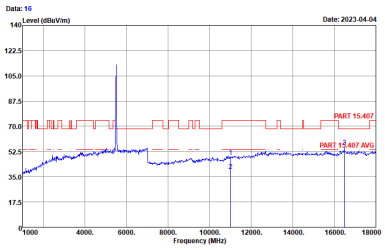 Site : 03CH02-SZ Condition : PART 15.407 3m HF_ANT_3117_0107 VERTICAL Project : 2N2209-01 Mode : Mode 22 SN : 60B2MM033087000K Plane : Y with Accessories : MC50 power setting 16.5 Freq Level Over Limit Limit Line ReadAntenna Level Factor Cable Loss Preamp Factor A/Pos T/Pos Remark MHz dBuV/m dB dBuV/m dBuV dB/m dB dB cm deg 1 11000.00 48.92 -25.08 74.00 55.26 38.10 13.76 58.20 100 65 Peak 2 11000.00 38.92 -15.08 54.00 45.26 38.10 13.76 58.20 100 65 Average 3 * 10500.00 55.58 -12.72 68.30 56.03 40.95 16.10 57.50 100 85 Peak

WIFI	U-NII-2C 5470~5725MHz Harmonic @ 3m	
ANT	802.11n HT20 CH116 5580MHz	
0+1	Horizontal	Vertical
Peak Avg.	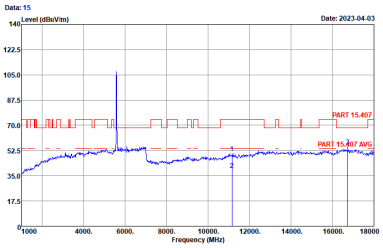 Site : 03CH02-SZ Condition : PART 15.407 3m HF_ANT_3117_0107 HORIZONTAL Project : 2N2209-01 Mode : Mode 23 SN : G0B2MM033087000K Plane : Y with Accessories : MCS0 power setting 16.5 Freq Level Over Limit Limit Line ReadAntenna Level Factor Cable Loss Factor Preamp A/Pos T/Pos Remark MHz dBuV/m dB dBuV/m dBuV dB/m dB dB cm deg 1 11160.00 50.89 -23.11 74.00 56.98 38.27 13.74 58.10 100 65 Peak 2 11160.00 39.17 -14.83 54.00 45.26 38.27 13.74 58.10 100 65 Average 3 * 16740.00 55.19 -13.11 68.30 54.83 41.07 16.36 57.07 126 64 Peak	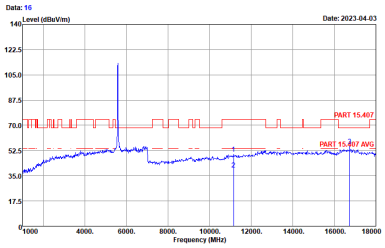 Site : 03CH02-SZ Condition : PART 15.407 3m HF_ANT_3117_0107 VERTICAL Project : 2N2209-01 Mode : Mode 23 SN : G0B2MM033087000K Plane : Y with Accessories : MCS0 power setting 16.5 Freq Level Over Limit Limit Line ReadAntenna Level Factor Cable Loss Factor Preamp A/Pos T/Pos Remark MHz dBuV/m dB dBuV/m dBuV dB/m dB dB cm deg 1 11160.00 50.25 -23.75 74.00 56.34 38.27 13.74 58.10 105 36 Peak 2 11160.00 39.58 -14.42 54.00 45.67 38.27 13.74 58.10 105 36 Average 3 * 16740.00 55.77 -12.53 68.30 55.41 41.07 16.36 57.07 100 95 Peak

WIFI	U-NII-2C 5470~5725MHz Harmonic @ 3m	
ANT	802.11n HT20 CH140 5700MHz	
0+1	Horizontal	Vertical
Peak Avg.	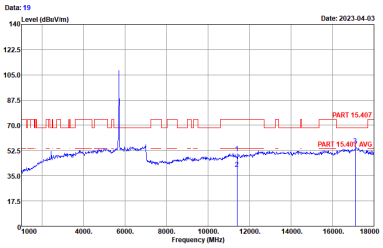 Site : 03CH02-SZ Condition : PART 15.407 3m HF_ANT_3117_0107 HORIZONTAL Project : 2N2209-01 Mode : Mode 24 SN : G0B2MM033087000K Plane : Y with Accessories : MCS0 power setting 15.5 Freq Level Over Limit Limit Line ReadAntenna Level Factor Cable Loss Factor Preamp Factor A/Pos T/Pos Remark MHz dBuV/m dB dBuV/m dBuV dB/m dB dB cm deg 1 11400.00 50.53 -23.47 74.00 56.28 38.50 13.71 57.96 100 85 Peak 2 11400.00 39.93 -14.07 54.00 45.68 38.50 13.71 57.96 100 85 Average 3 * 17100.00 56.34 -11.96 68.30 55.24 41.24 16.56 56.70 100 85 Peak	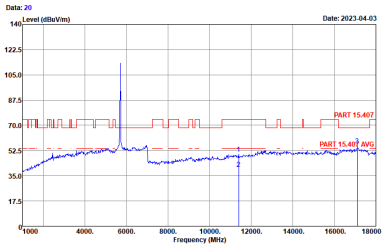 Site : 03CH02-SZ Condition : PART 15.407 3m HF_ANT_3117_0107 VERTICAL Project : 2N2209-01 Mode : Mode 24 SN : G0B2MM033087000K Plane : Y with Accessories : MCS0 power setting 15.5 Freq Level Over Limit Limit Line ReadAntenna Level Factor Cable Loss Factor Preamp Factor A/Pos T/Pos Remark MHz dBuV/m dB dBuV/m dBuV dB/m dB dB cm deg 1 11400.00 50.47 -23.53 74.00 56.22 38.50 13.71 57.96 100 87 Peak 2 11400.00 39.95 -14.05 54.00 45.70 38.50 13.71 57.96 100 87 Average 3 * 17100.00 56.09 -12.21 68.30 54.99 41.24 16.56 56.70 125 64 Peak

U-NII-2C 5470~5725MHz

WIFI 802.11n HT40 (Harmonic @ 3m)

WIFI	U-NII-2C 5470~5725MHz Harmonic @ 3m	
ANT	802.11n HT40 CH102 5510MHz	
0+1	Horizontal	Vertical
Peak Avg.	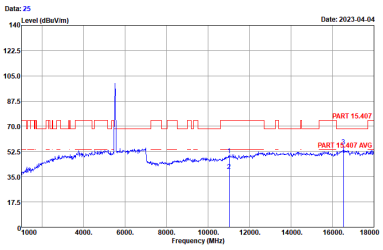 Site : 03CH02-SZ Condition : PART 15.407 3m HF_ANT_3117_0107 HORIZONTAL Project : 2N2209-01 Mode : Mode Z5 SN : 6GB2MM033087000K Plane : Y with Accessories : MC50 power setting 16 Freq Level Over Limit Limit Line ReadAntenna Level Factor Cable Loss Preamp Factor A/Pos T/Pos Remark MHz dBuV/m dB dBuV/m dBuV dB/m dB dB cm deg 1 11020.00 49.91 -24.09 74.00 56.22 38.12 13.76 58.19 132 85 Peak 2 11020.00 39.00 -15.00 54.00 45.31 38.12 13.76 58.19 132 85 Average 3 * 10530.00 55.99 -12.31 68.30 56.33 40.97 16.13 57.44 116 46 Peak	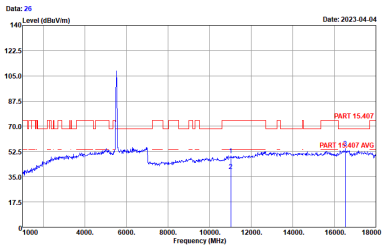 Site : 03CH02-SZ Condition : PART 15.407 3m HF_ANT_3117_0107 VERTICAL Project : 2N2209-01 Mode : Mode Z5 SN : 6GB2MM033087000K Plane : Y with Accessories : MC50 power setting 16 Freq Level Over Limit Limit Line ReadAntenna Level Factor Cable Loss Preamp Factor A/Pos T/Pos Remark MHz dBuV/m dB dBuV/m dBuV dB/m dB dB cm deg 1 11020.00 50.00 -24.00 74.00 56.31 38.12 13.76 58.19 125 64 Peak 2 11020.00 38.88 -15.12 54.00 45.19 38.12 13.76 58.19 125 64 Average 3 * 10530.00 54.90 -13.40 68.30 55.24 40.97 16.13 57.44 100 65 Peak

WIFI	U-NII-2C 5470~5725MHz Harmonic @ 3m	
ANT	802.11n HT40 CH110 5550MHz	
0+1	Horizontal	Vertical
Peak Avg.	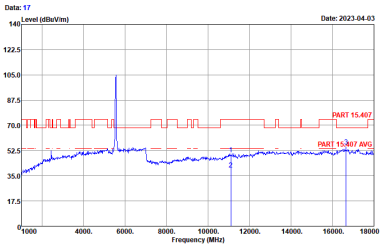 Site : 03CH02-SZ Condition : PART 15.407 3m HF_ANT_3117_0107 HORIZONTAL Project : 2N2209-01 Mode : Mode 26 SN : G0B2MM033087000K Plane : Y with Accessories : MCS0 power setting 18 Freq Level Over Limit Limit Line ReadAntenna Level Factor Cable Loss Factor Preamp Factor A/Pos T/Pos Remark MHz dBuV/m dB dBuV/m dBuV dB/m dB dB cm deg 1 11100.00 50.05 -23.95 74.00 56.24 38.20 13.75 58.14 100 65 Peak 2 11100.00 39.51 -14.49 54.00 45.70 38.20 13.75 58.14 100 65 Average 3 * 16650.00 55.45 -12.85 68.30 55.39 41.03 16.25 57.22 152 65 Peak	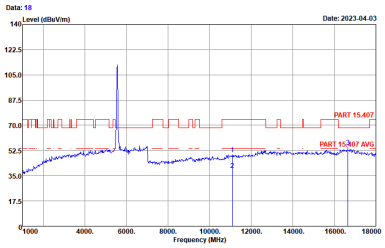 Site : 03CH02-SZ Condition : PART 15.407 3m HF_ANT_3117_0107 VERTICAL Project : 2N2209-01 Mode : Mode 26 SN : G0B2MM033087000K Plane : Y with Accessories : MCS0 power setting 18 Freq Level Over Limit Limit Line ReadAntenna Level Factor Cable Loss Factor Preamp Factor A/Pos T/Pos Remark MHz dBuV/m dB dBuV/m dBuV dB/m dB dB cm deg 1 11100.00 50.05 -23.95 74.00 56.24 38.20 13.75 58.14 100 52 Peak 2 11100.00 39.17 -14.83 54.00 45.36 38.20 13.75 58.14 100 52 Average 3 * 16650.00 55.18 -13.12 68.30 55.12 41.03 16.25 57.22 100 65 Peak

WIFI	U-NII-2C 5470~5725MHz Harmonic @ 3m	
ANT	802.11n HT40 CH134 5670MHz	
0+1	Horizontal	Vertical
Peak Avg.	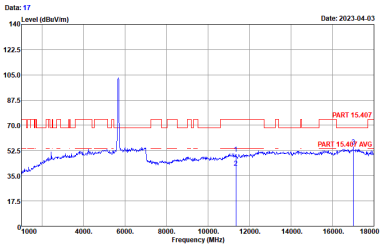 Site : 03CH02-SZ Condition : PART 15.407 3m HF_ANT_3117_0107 HORIZONTAL Project : 2N2209-01 Mode : Mode 27 SN : G0B2MM033087000K Plane : Y with Accessories : MCS0 power setting 18 Freq Level Over Limit Limit Line ReadAntenna Level Factor Cable Loss Factor Preamp Factor A/Pos T/Pos Remark MHz dBuV/m dB dBuV/m dBuV dB/m dB dB cm deg 1 11340.00 50.40 -23.60 74.00 56.25 38.43 13.72 58.00 132 56 Peak 2 11340.00 40.68 -13.32 54.00 46.53 38.43 13.72 58.00 132 56 Average 3 * 17010.00 55.38 -12.92 68.30 54.21 41.21 16.58 56.62 100 85 Peak	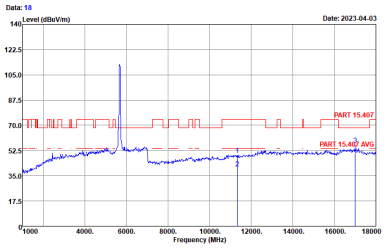 Site : 03CH02-SZ Condition : PART 15.407 3m HF_ANT_3117_0107 VERTICAL Project : 2N2209-01 Mode : Mode 27 SN : G0B2MM033087000K Plane : Y with Accessories : MCS0 power setting 18 Freq Level Over Limit Limit Line ReadAntenna Level Factor Cable Loss Factor Preamp Factor A/Pos T/Pos Remark MHz dBuV/m dB dBuV/m dBuV dB/m dB dB cm deg 1 11340.00 49.42 -24.58 74.00 55.27 38.43 13.72 58.00 152 32 Peak 2 11340.00 40.12 -13.88 54.00 45.97 38.43 13.72 58.00 152 32 Average 3 * 17010.00 56.38 -11.92 68.30 55.21 41.21 16.58 56.62 102 36 Peak

U-NII-2C 5470~5725MHz

WIFI 802.11ac VHT80 (Harmonic @ 3m)

WIFI	U-NII-2C 5470~5725MHz Harmonic @ 3m	
ANT	802.11ac VHT80 CH106 5530MHz	
0+1	Horizontal	Vertical
Peak Avg.	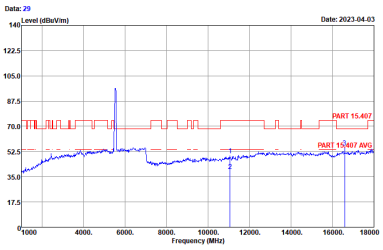 Site : 03CH02-SZ Condition : PART 15.407 3m HF_ANT_3117_0107 HORIZONTAL Project : 2N2209-01 Mode : Mode 28 SN : 6082MM033087000K Plane : Y with Accessories : MC50 power setting 14.5 Freq Level Over Limit Limit Line ReadAntenna Level Factor Cable Loss Factor Preamp Factor A/Pos T/Pos Remark MHz dBuV/m dB dBuV/m dBuV dB/m dB dB cm deg 1 11060.00 50.00 -24.00 74.00 56.24 38.17 13.75 58.16 124 62 Peak 2 11060.00 39.03 -14.97 54.00 45.27 38.17 13.75 58.16 124 62 Average 3 * 10590.00 55.18 -13.12 68.30 55.31 41.00 16.21 57.34 100 62 Peak	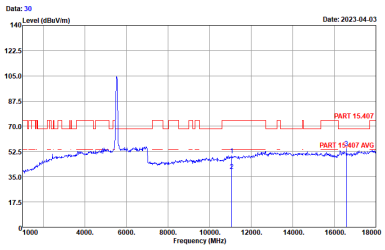 Site : 03CH02-SZ Condition : PART 15.407 3m HF_ANT_3117_0107 VERTICAL Project : 2N2209-01 Mode : Mode 28 SN : 6082MM033087000K Plane : Y with Accessories : MC50 power setting 14.5 Freq Level Over Limit Limit Line ReadAntenna Level Factor Cable Loss Factor Preamp Factor A/Pos T/Pos Remark MHz dBuV/m dB dBuV/m dBuV dB/m dB dB cm deg 1 11060.00 49.97 -24.03 74.00 56.21 38.17 13.75 58.16 100 62 Peak 2 11060.00 38.99 -15.01 54.00 45.23 38.17 13.75 58.16 100 62 Average 3 * 10590.00 54.81 -13.49 68.30 54.94 41.00 16.21 57.34 100 100 Peak

WIFI	U-NII-2C 5470~5725MHz Harmonic @ 3m	
ANT	802.11ac VHT80 CH122 5610MHz	
0+1	Horizontal	Vertical
Peak Avg.	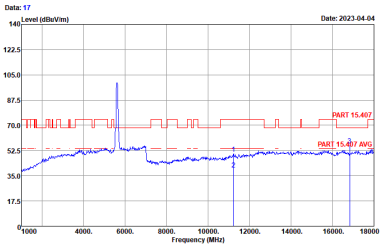 Site : 03CH02-SZ Condition : PART 15.407 3m HF_ANT_3117_0107 HORIZONTAL Project : 2N2209-01 Mode : Mode 29 SN : G0B2MM033087000K Plane : Y with Accessories : MCS0 power setting 18 Freq Level Over Limit Limit Line ReadAntenna Level Factor Cable Loss Factor Preamp Factor A/Pos T/Pos Remark MHz dBuV/m dB dBuV/m dBuV dB/m dB dB cm deg 1 11220.00 50.25 -23.75 74.00 56.27 38.32 13.73 58.07 100 59 Peak 2 11220.00 39.25 -14.75 54.00 45.27 38.32 13.73 58.07 100 59 Average 3 * 16830.00 56.04 -12.26 68.30 55.39 41.12 16.44 56.91 100 65 Peak	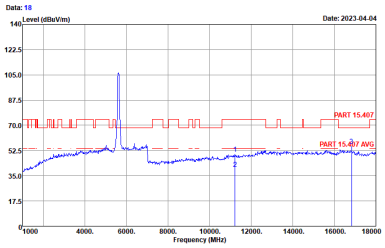 Site : 03CH02-SZ Condition : PART 15.407 3m HF_ANT_3117_0107 VERTICAL Project : 2N2209-01 Mode : Mode 29 SN : G0B2MM033087000K Plane : Y with Accessories : MCS0 power setting 18 Freq Level Over Limit Limit Line ReadAntenna Level Factor Cable Loss Factor Preamp Factor A/Pos T/Pos Remark MHz dBuV/m dB dBuV/m dBuV dB/m dB dB cm deg 1 11220.00 50.19 -23.81 74.00 56.21 38.32 13.73 58.07 106 34 Peak 2 11220.00 39.65 -14.35 54.00 45.67 38.32 13.73 58.07 106 34 Average 3 * 16830.00 55.90 -12.40 68.30 55.25 41.12 16.44 56.91 102 64 Peak

U-NII-2C - Straddle Channel

WIFI 802.11a (Band Edge @ 3m)

WIFI	U-NII-2C Straddle Channel Band Edge @ 3m	
ANT	802.11a CH144 5720MHz - L	
0+1	Horizontal	Fundamental
Peak	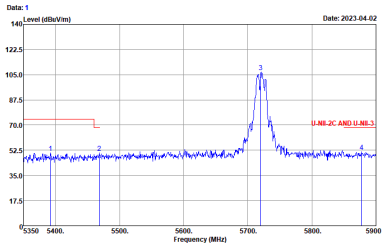 Site : 03CH02-SZ Condition : U-NII-2C AND U-NII-3 3m HF_ANT_3117_0107 HORIZONTAL : RBW:1000.000KHz VBW:3000.000KHz Project : 2N2209-01 Mode : Mode 30 SN : 608ZMM033087000K Plane : Y with Accessories : 6M power setting 16.5 Freq Level Over Limit Limit Line ReadAntenna Level Factor Cable Loss Factor Preamp Factor A/Pos T/Pos Remark MHz dBuV/m dB dBuV/m dBuV dB/m dB dB cm deg 1 5392.35 50.65 -23.35 74.00 36.70 34.61 9.84 30.50 222 1 Peak 2 5468.80 50.58 -17.72 68.30 36.49 34.67 9.92 30.50 222 1 Peak 3 5720.00 106.79 ------ ------ 92.20 35.06 10.12 30.59 222 1 Peak 4 * 5877.45 51.48 -16.82 68.30 36.61 35.31 10.21 30.65 222 1 Peak	Left blank
Avg.	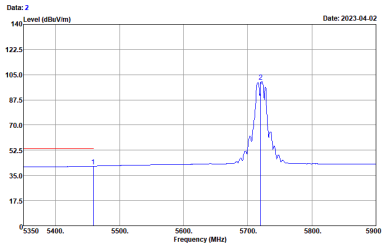 Site : 03CH02-SZ Condition : PART 15.407 AVG 3m HF_ANT_3117_0107 HORIZONTAL : RBW:1000.000KHz VBW:0.010KHz Project : 2N2209-01 Mode : Mode 30 SN : 608ZMM033087000K Plane : Y with Accessories : 6M power setting 16.5 Freq Level Over Limit Limit Line ReadAntenna Level Factor Cable Loss Factor Preamp Factor A/Pos T/Pos Remark MHz dBuV/m dB dBuV/m dBuV dB/m dB dB cm deg 1 * 5458.90 41.49 -12.51 54.00 27.45 34.66 9.88 30.50 222 1 Average 2 5720.00 100.41 ------ ------ 85.82 35.06 10.12 30.59 222 1 Average	Left blank

WIFI	U-NII-2C Straddle Channel Band Edge @ 3m	
ANT	802.11a CH144 5720MHz - L	
0+1	Vertical	Fundamental
Peak	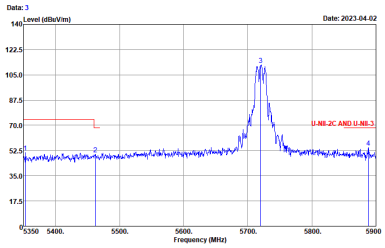 Site : 03CH02-SZ Condition : U-NII-2C AND U-NII-3 3m HF_ANT_3117_0107 VERTICAL : RBW:1000.000KHz VBW:3000.000KHz Project : 2N2209-01 Mode : Mode 30 SN : 608ZMM033087000K Plane : Y with Accessories : 6M power setting 16.5 Freq Level Over Limit Limit Line ReadAntenna Level Factor Cable Loss Factor Preamp Factor A/Pos T/Pos Remark MHz dBuV/m dB dBuV/m dBuV dB/m dB dB cm deg 1 5353.30 51.03 -22.97 74.00 37.11 34.58 9.84 30.50 204 114 Peak 2 5462.75 50.02 -18.28 68.30 35.97 34.67 9.88 30.50 204 114 Peak 3 5720.00 111.97 ------ ------ 97.38 35.06 10.12 30.59 204 114 Peak 4 * 5888.45 54.47 -13.83 68.30 39.58 35.33 10.21 30.65 204 114 Peak	Left blank
Avg.	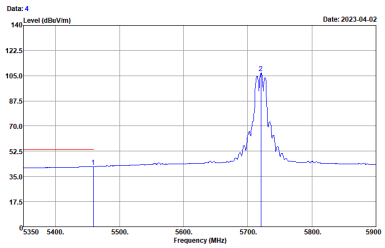 Site : 03CH02-SZ Condition : PART 15.407 AVG 3m HF_ANT_3117_0107 VERTICAL : RBW:1000.000KHz VBW:0.010KHz Project : 2N2209-01 Mode : Mode 30 SN : 608ZMM033087000K Plane : Y with Accessories : 6M power setting 16.5 Freq Level Over Limit Limit Line ReadAntenna Level Factor Cable Loss Factor Preamp Factor A/Pos T/Pos Remark MHz dBuV/m dB dBuV/m dBuV dB/m dB dB cm deg 1 * 5458.90 41.86 -12.14 54.00 27.82 34.66 9.88 30.50 204 114 Average 2 5720.70 106.88 ------ ------ 92.29 35.06 10.12 30.59 204 114 Average	Left blank

U-NII-2C – Straddle Channel
WIFI 802.11n HT20 (Band Edge @ 3m)

WIFI	U-NII-2C Straddle Channel Band Edge @ 3m	
ANT	802.11n CH144 5720MHz - L	
0+1	Horizontal	Fundamental
Peak	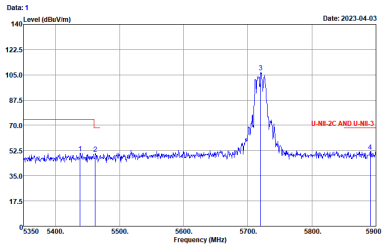 Site : 03CH02-SZ Condition : U-NII-2C AND U-NII-3 3m HF_ANT_3117_0107 HORIZONTAL : RBW:1000.000KHz VBW:3000.000KHz Project : 2N2209-01 Mode : Mode 31 SN : 60B2MM033087000K Plane : Y with Accessories : MC50 power setting 16.5 Freq Level Over Limit Limit Line ReadAntenna Level Factor Cable Loss Preamp Factor A/Pos T/Pos Remark MHz dBuV/m dB dBuV/m dBuV dB/m dB dB cm deg 1 5438.55 50.63 -23.37 74.00 36.60 34.65 9.88 30.50 205 85 Peak 2 5462.20 50.29 -18.01 68.30 36.25 34.66 9.88 30.50 205 85 Peak 3 5720.00 106.89 ------ ------ 92.30 35.06 10.12 30.59 205 85 Peak 4 * 5891.20 51.91 -16.39 68.30 37.02 35.33 10.21 30.65 205 85 Peak	Left blank
Avg.	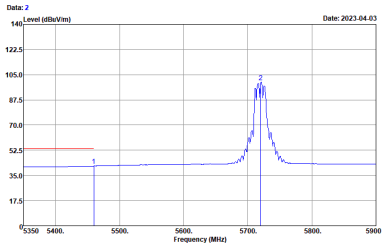 Site : 03CH02-SZ Condition : PART 15.407 AVG 3m HF_ANT_3117_0107 HORIZONTAL : RBW:1000.000KHz VBW:0.010KHz Project : 2N2209-01 Mode : Mode 31 SN : 60B2MM033087000K Plane : Y with Accessories : MC50 power setting 16.5 Freq Level Over Limit Limit Line ReadAntenna Level Factor Cable Loss Preamp Factor A/Pos T/Pos Remark MHz dBuV/m dB dBuV/m dBuV dB/m dB dB cm deg 1 * 5460.00 41.53 -12.47 54.00 27.49 34.66 9.88 30.50 205 85 Average 2 5720.00 99.82 ------ ------ 85.23 35.06 10.12 30.59 205 85 Average	Left blank

WIFI	U-NII-2C Straddle Channel Band Edge @ 3m	
ANT	802.11n CH144 5720MHz - L	
0+1	Vertical	Fundamental
Peak	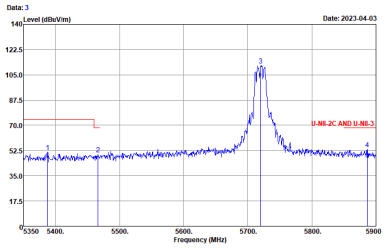 Site : 03CH02-SZ Condition : U-NII-2C AND U-NII-3 3m HF_ANT_3117_0107 VERTICAL : RBW:1000.000KHz VBW:3000.000KHz Project : 2N2209-01 Mode : Mode 31 SN : 6082MM033087000K Plane : Y with Accessories : MCS0 power setting 16.5 Freq Level Over Limit Limit Line ReadAntenna Level Factor Cable Loss Factor Preamp Factor A/Pos T/Pos Remark MHz dBuV/m dB dBuV/m dBuV dB/m dB dB cm deg 1 5387.95 51.52 -22.48 74.00 37.57 34.61 9.84 30.50 207 101 Peak 2 5466.60 49.82 -18.48 68.30 35.73 34.67 9.92 30.50 207 101 Peak 3 5720.00 111.54 ------ ------ 96.95 35.06 10.12 30.59 207 101 Peak 4 * 5886.80 53.44 -14.86 68.30 38.57 35.31 10.21 30.65 207 101 Peak	Left blank
Avg.	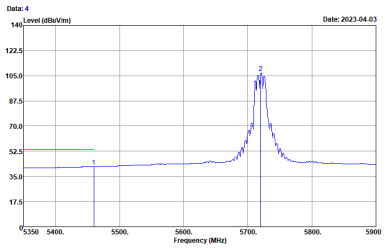 Site : 03CH02-SZ Condition : PART 15.407 AVG 3m HF_ANT_3117_0107 VERTICAL : RBW:1000.000KHz VBW:0.010KHz Project : 2N2209-01 Mode : Mode 31 SN : 6082MM033087000K Plane : Y with Accessories : MCS0 power setting 16.5 Freq Level Over Limit Limit Line ReadAntenna Level Factor Cable Loss Factor Preamp Factor A/Pos T/Pos Remark MHz dBuV/m dB dBuV/m dBuV dB/m dB dB cm deg 1 * 5460.00 41.78 -12.22 54.00 27.74 34.66 9.88 30.50 207 101 Average 2 5720.00 106.78 ------ ------ 92.19 35.06 10.12 30.59 207 101 Average	Left blank

U-NII-2C – Straddle Channel

WIFI 802.11n HT40 (Band Edge @ 3m)

WIFI	U-NII-2C Straddle Channel Band Edge @ 3m	
ANT	802.11n CH142 5710MHz - L	
0+1	Horizontal	Fundamental
Peak	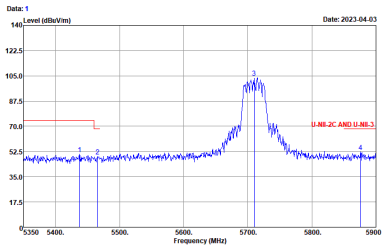 Site : 03CH02-SZ Condition : U-NII-2C AND U-NII-3 3m HF_ANT_3117_0107 HORIZONTAL : RBW:1000.000KHz VBW:3000.000KHz Project : 2N2209-01 Mode : Mode 32 SN : 6GB2MM033087000K Plane : Y with Accessories : MCS0 power setting 18 Freq Level Over Limit Line Level Factor Loss Factor Remark MHz dBuV/m dB dBuV/m dBuV dB/m dB dB cm deg 1 5437.45 50.83 -23.17 74.00 36.80 34.65 9.88 30.50 100 101 Peak 2 5465.50 49.02 -19.28 68.30 34.97 34.67 9.88 30.50 100 101 Peak 3 5710.00 103.76 ------ ------ 89.19 35.03 10.12 30.58 100 101 Peak 4 * 5875.80 52.27 -16.03 68.30 37.40 35.31 10.21 30.65 100 101 Peak	Left blank
Avg.	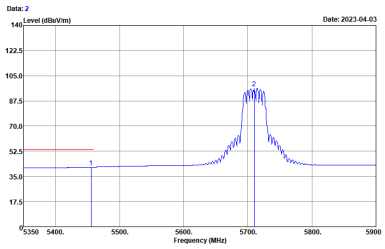 Site : 03CH02-SZ Condition : PART 15.407 AVG 3m HF_ANT_3117_0107 HORIZONTAL : RBW:1000.000KHz VBW:0.010KHz Project : 2N2209-01 Mode : Mode 32 SN : 6GB2MM033087000K Plane : Y with Accessories : MCS0 power setting 18 Freq Level Over Limit Line Level Factor Loss Factor Remark MHz dBuV/m dB dBuV/m dBuV dB/m dB dB cm deg 1 * 5455.60 41.49 -12.51 54.00 27.45 34.66 9.88 30.50 100 101 Average 2 5710.00 96.34 ------ ------ 81.77 35.03 10.12 30.58 100 101 Average	Left blank

WIFI	U-NII-2C Straddle Channel Band Edge @ 3m	
ANT	802.11n CH142 5710MHz - L	
0+1	Vertical	Fundamental
Peak	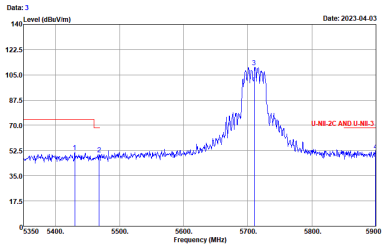 Site : 03CH02-SZ Condition : U-NII-2C AND U-NII-3 3m HF_ANT_3117_0107 VERTICAL : RBW:1000.000KHz VBW:3000.000KHz Project : 2N2209-01 Mode : Mode 32 SN : 608ZMM033087000K Plane : Y with Accessories : MCS0 power setting 18 Freq Level Over Limit Limit Line ReadAntenna Level Factor Cable Loss Factor Preamp Factor A/Pos T/Pos Remark MHz dBuV/m dB dBuV/m dBuV dB/m dB dB cm deg 1 5430.30 51.33 -22.67 74.00 37.30 34.65 9.88 30.50 209 86 Peak 2 5468.25 50.09 -18.21 68.30 36.00 34.67 9.92 30.50 209 86 Peak 3 5710.00 110.26 ------ ------ 95.69 35.03 10.12 30.58 209 86 Peak 4 * 5899.45 52.41 -15.89 68.30 37.50 35.33 10.24 30.66 209 86 Peak	Left blank
Avg.	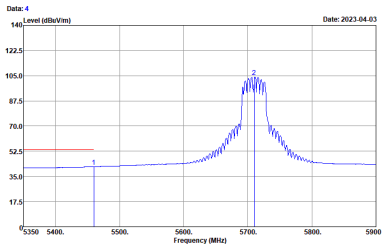 Site : 03CH02-SZ Condition : PART 15.407 AVG 3m HF_ANT_3117_0107 VERTICAL : RBW:1000.000KHz VBW:0.010KHz Project : 2N2209-01 Mode : Mode 32 SN : 608ZMM033087000K Plane : Y with Accessories : MCS0 power setting 18 Freq Level Over Limit Limit Line ReadAntenna Level Factor Cable Loss Factor Preamp Factor A/Pos T/Pos Remark MHz dBuV/m dB dBuV/m dBuV dB/m dB dB cm deg 1 * 5460.00 41.76 -12.24 54.00 27.72 34.66 9.88 30.50 209 86 Average 2 5710.00 104.26 ------ ------ 89.69 35.03 10.12 30.58 209 86 Average	Left blank

U-NII-2C – Straddle Channel

WIFI 802.11ac VHT80 (Band Edge @ 3m)

WIFI	U-NII-2C Straddle Channel Band Edge @ 3m	
ANT	802.11ac CH138 5690MHz - L	
0+1	Horizontal	Fundamental
Peak	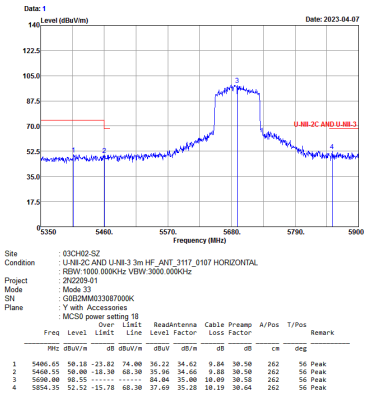 Site : 03CH02-SZ Condition : U-NII-2C AND U-NII-3 3m HF_ANT_3117_0107 HORIZONTAL : RBW:1000.000KHz VBW:3000.000KHz Project : 2N2209-01 Mode : Mode 33 SN : G0B2MM033087000K Plane : Y with Accessories : MCS0 power setting 18 Freq Level Over Limit Limit Line ReadAntenna Level Factor Cable Loss Factor Preamp Factor A/Pos T/Pos Remark MHz dBuV/m dB dBuV/m dBuV dB/m dB dB cm deg 1 5406.65 50.18 -23.82 74.00 36.22 34.62 9.84 30.50 262 56 Peak 2 5460.55 50.00 -18.30 68.30 35.96 34.66 9.88 30.50 262 56 Peak 3 5690.00 98.55 ------ ------ 84.04 35.00 10.09 30.58 262 56 Peak 4 5854.35 52.52 -15.78 68.30 37.69 35.28 10.19 30.64 262 56 Peak	Left blank
Avg.	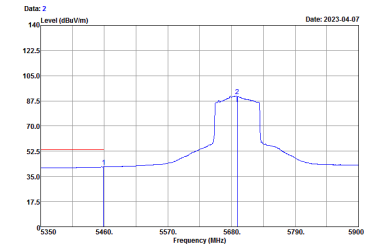 Site : 03CH02-SZ Condition : PART 15.407 AVG 3m HF_ANT_3117_0107 HORIZONTAL : RBW:1000.000KHz VBW:0.010KHz Project : 2N2209-01 Mode : Mode 33 SN : G0B2MM033087000K Plane : Y with Accessories : MCS0 power setting 18 Freq Level Over Limit Limit Line ReadAntenna Level Factor Cable Loss Factor Preamp Factor A/Pos T/Pos Remark MHz dBuV/m dB dBuV/m dBuV dB/m dB dB cm deg 1 5458.90 41.59 -12.41 54.00 27.55 34.66 9.88 30.50 262 56 Average 2 5690.00 90.99 ------ ------ 76.48 35.00 10.09 30.58 262 56 Average	Left blank

WIFI	U-NII-2C Straddle Channel Band Edge @ 3m	
ANT	802.11ac CH138 5690MHz - L	
0+1	Vertical	Fundamental
Peak	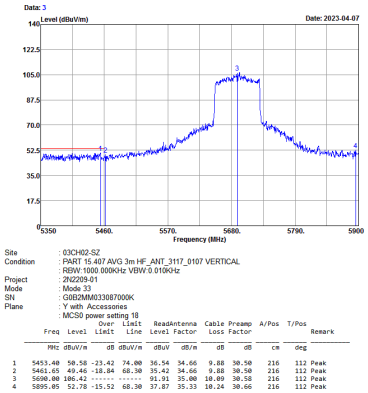 Site : 03CH02-SZ Condition : PART 15.407 AVG 3m HF_ANT_3117_0107 VERTICAL : RBW:1000.000KHz VBW:0.010KHz Project : 2N2209-01 Mode : Mode 33 SN : G0B2MM033087000K Plane : Y with Accessories : MCS0 power setting 18 Freq Level Over Limit Limit Line ReadAntenna Level Factor Cable Loss Preamp Factor A/Pos T/Pos Remark MHz dBuV/m dB dBuV/m dBuV dB/m dB dB cm deg 1 5453.40 50.58 -23.42 74.00 36.54 34.66 9.88 30.50 216 112 Peak 2 5461.65 49.46 -18.84 68.30 35.42 34.66 9.88 30.50 216 112 Peak 3 5690.00 106.42 ------ ------ 91.91 35.00 10.09 30.58 216 112 Peak 4 5895.05 52.78 -15.52 68.30 37.87 35.33 10.24 30.66 216 112 Peak	Left blank
Avg.	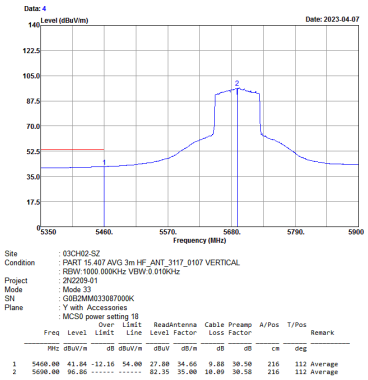 Site : 03CH02-SZ Condition : PART 15.407 AVG 3m HF_ANT_3117_0107 VERTICAL : RBW:1000.000KHz VBW:0.010KHz Project : 2N2209-01 Mode : Mode 33 SN : G0B2MM033087000K Plane : Y with Accessories : MCS0 power setting 18 Freq Level Over Limit Limit Line ReadAntenna Level Factor Cable Loss Preamp Factor A/Pos T/Pos Remark MHz dBuV/m dB dBuV/m dBuV dB/m dB dB cm deg 1 5460.00 41.84 -12.16 54.00 27.80 34.66 9.88 30.50 216 112 Average 2 5690.00 96.86 ------ ------ 82.35 35.00 10.09 30.58 216 112 Average	Left blank

U-NII-2C - Straddle Channel

WIFI 802.11a (Harmonic @ 3m)

WIFI	U-NII-2C Straddle Channel Harmonic @ 3m	
ANT	802.11a CH144 5720MHz	
0+1	Horizontal	Vertical
Peak Avg.	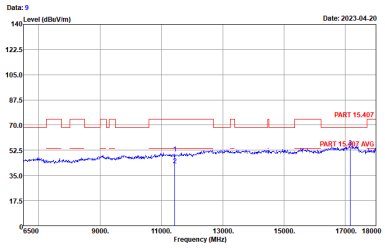 Site : 03CH02-SZ Condition : PART 15.407 3m HF_ANT_3117_0107 HORIZONTAL Project : 2N2209-01 Mode : Mode 30 SN : 60B2MM033087000K Plane : Y with Accessories : 6M power setting 16.5 Freq Level Over Limit Limit Line ReadAntenna Level Factor Cable Loss Preamp Factor A/Pos T/Pos Remark MHz dBuV/m dB dBuV/m dBuV dB/m dB dB cm deg 1 11440.00 50.26 -23.74 74.00 55.96 38.53 13.71 57.94 100 310 Peak 2 * 11440.00 42.10 -11.90 54.00 47.80 38.53 13.71 57.94 100 310 Average 3 17160.00 54.50 -13.80 68.30 53.45 41.27 16.55 56.77 136 291 Peak	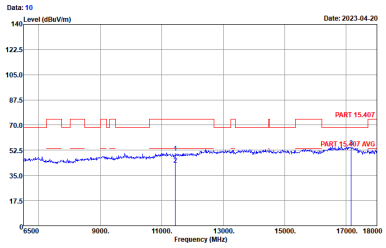 Site : 03CH02-SZ Condition : PART 15.407 3m HF_ANT_3117_0107 VERTICAL Project : 2N2209-01 Mode : Mode 30 SN : 60B2MM033087000K Plane : Y with Accessories : 6M power setting 16.5 Freq Level Over Limit Limit Line ReadAntenna Level Factor Cable Loss Preamp Factor A/Pos T/Pos Remark MHz dBuV/m dB dBuV/m dBuV dB/m dB dB cm deg 1 11440.00 50.52 -23.48 74.00 56.22 38.53 13.71 57.94 128 281 Peak 2 * 11440.00 42.60 -11.40 54.00 48.30 38.53 13.71 57.94 128 281 Average 3 17160.00 54.42 -13.88 68.30 53.37 41.27 16.55 56.77 142 190 Peak

U-NII-2C – Straddle Channel

WIFI 802.11n HT20 (Harmonic @ 3m)

WIFI	U-NII-2C Straddle Channel Harmonic @ 3m	
ANT	802.11n HT20 CH144 5720MHz	
0+1	Horizontal	Vertical
Peak Avg.	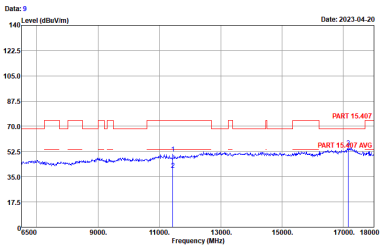 Site : 03CH02-SZ Condition : PART 15.407 3m HF_ANT_3117_0107 HORIZONTAL Project : 2N2209-01 Mode : Mode 31 SN : 6082MM033087000K Plane : Y with Accessories : MC50 power setting 16.5 Freq Level Over Limit Limit Line ReadAntenna Level Factor Cable Loss Preamp Factor A/Pos T/Pos Remark MHz dBuV/m dB dBuV/m dBuV dB/m dB dB cm deg 1 11440.00 51.12 -22.88 74.00 56.82 38.53 13.71 57.94 124 65 Peak 2 11440.00 39.92 -14.08 54.00 45.62 38.53 13.71 57.94 124 65 Average 3 * 17160.00 55.30 -13.00 68.30 54.25 41.27 16.55 56.77 135 64 Peak	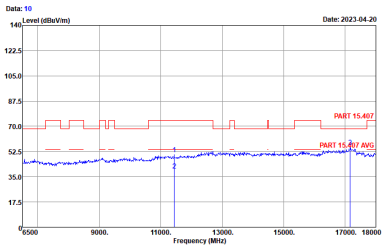 Site : 03CH02-SZ Condition : PART 15.407 3m HF_ANT_3117_0107 VERTICAL Project : 2N2209-01 Mode : Mode 31 SN : 6082MM033087000K Plane : Y with Accessories : MC50 power setting 16.5 Freq Level Over Limit Limit Line ReadAntenna Level Factor Cable Loss Preamp Factor A/Pos T/Pos Remark MHz dBuV/m dB dBuV/m dBuV dB/m dB dB cm deg 1 11440.00 50.53 -23.47 74.00 56.23 38.53 13.71 57.94 154 61 Peak 2 11440.00 39.53 -14.47 54.00 45.23 38.53 13.71 57.94 154 61 Average 3 * 17160.00 55.67 -12.63 68.30 54.62 41.27 16.55 56.77 115 85 Peak

U-NII-2C – Straddle Channel

WIFI 802.11n HT40 (Harmonic @ 3m)

WIFI	U-NII-2C Straddle Channel Harmonic @ 3m	
ANT	802.11n HT40 CH142 5710MHz	
0+1	Horizontal	Vertical
Peak Avg.	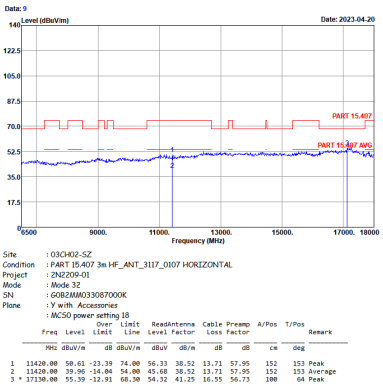	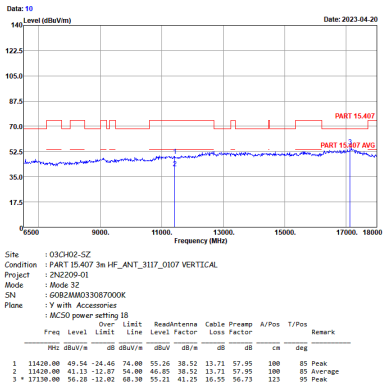

U-NII-2C – Straddle Channel

WIFI 802.11ac VHT80 (Harmonic @ 3m)

WIFI	U-NII-2C Straddle Channel Harmonic @ 3m	
ANT	802.11ac VHT80 CH138 5690MHz	
0+1	Horizontal	Vertical
Peak Avg.	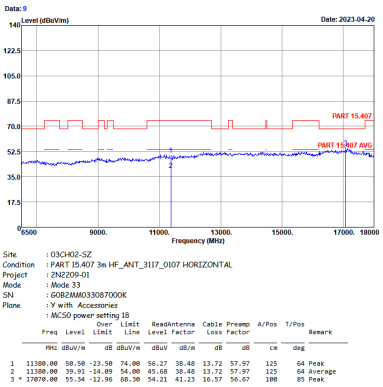	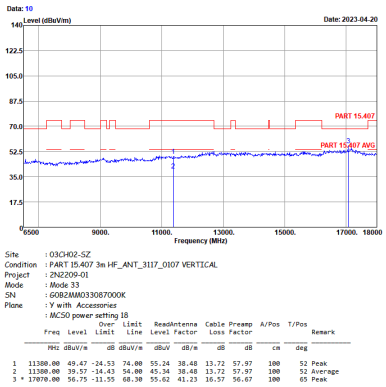

Emission below 1GHz

5GHz WIFI 802.11ac VHT80 (LF)

WIFI	5GHz WIFI	
ANT	802.11ac VHT80 LF	
0+1	Horizontal	Vertical
QP / Peak	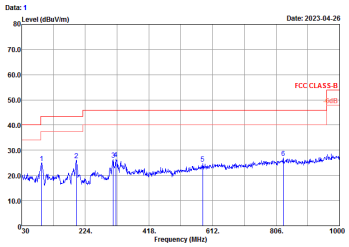 Site : 03CH02-SZ Condition : FCC CLASS-B 3m VULB9168-01001 HORIZONTAL Project : 2N2209-01 Mode : Mode 34 IMEI : G0B2MM033087000K Plane : Y with Accessories : MCS0 power setting 16 Freq Level Over Limit Limit Line ReadAntenna Level Factor Cable Loss Preamp Factor A/Pos T/Pos Remark MHz dBuV/m dB dBuV/m dBuV dB/m dB dB cm deg 1 90.14 25.01 -18.49 43.50 45.15 13.92 1.12 35.18 --- --- Peak 2 196.84 26.15 -17.35 43.50 42.88 16.51 1.86 35.10 --- --- Peak 3 309.36 26.40 -19.60 46.00 38.97 19.93 2.40 34.90 --- --- Peak 4 317.12 26.56 -19.44 46.00 38.88 20.15 2.43 34.90 --- --- Peak 5 581.93 24.65 -21.35 46.00 30.34 25.43 3.42 34.54 --- --- Peak 6 828.31 26.93 -19.07 46.00 28.00 28.42 4.01 34.30 --- --- Peak	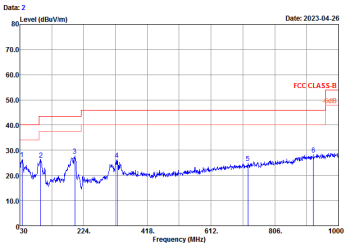 Site : 03CH02-SZ Condition : FCC CLASS-B 3m VULB9168-01001 VERTICAL Project : 2N2209-01 Mode : Mode 34 IMEI : G0B2MM033087000K Plane : Y with Accessories : MCS0 power setting 16 Freq Level Over Limit Limit Line ReadAntenna Level Factor Cable Loss Preamp Factor A/Pos T/Pos Remark MHz dBuV/m dB dBuV/m dBuV dB/m dB dB cm deg 1 36.79 26.41 -13.59 40.00 41.42 19.38 0.61 35.00 --- --- Peak 2 94.02 26.37 -17.13 43.50 46.42 13.98 1.16 35.19 --- --- Peak 3 196.84 27.89 -15.61 43.50 44.62 16.51 1.86 35.10 --- --- Peak 4 325.85 26.38 -19.62 46.00 38.39 20.44 2.45 34.90 --- --- Peak 5 724.52 24.93 -21.07 46.00 28.39 27.21 3.78 34.45 --- --- Peak 6 923.37 28.29 -17.71 46.00 28.79 29.50 4.25 34.25 --- --- Peak

Co-location:

802.11ac80 CH58&BLE CH39& Zigbee CH25

WIFI 11ac80 CH58 (Band Edge @ 3m)

	5GHz 5150~5250MHz Band Edge @ 3m	
	802.11ac80 CH58&BLE CH39& Zigbee CH25 Co-location	
	Horizontal	Fundamental
Peak	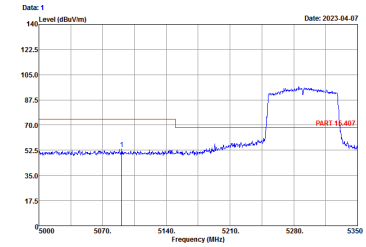 Site : 03CH02-SZ Condition : PART 15.407 3m HF_ANT_3117_0107 HORIZONTAL : RBW:1000.000KHz VBW:3000.000KHz Project : 2N2209-01 Mode : Mode 45 SN : G0B2MM033087000K Plane : Y with Accessories WIFI : MCS0 power setting 15.5 BLE2M : power setting 6/1/1 Zigbee : power setting 15 Freq Level Over Limit Limit Line ReadAntenna Level Factor Cable Loss Factor Preamp Factor A/Pos T/Pos Remark MHz dBuV/m dB dBuV/m dBuV dB/m dB dB cm deg 1 5091.00 53.33 -20.67 74.00 39.75 34.58 9.70 30.50 201 88 Peak	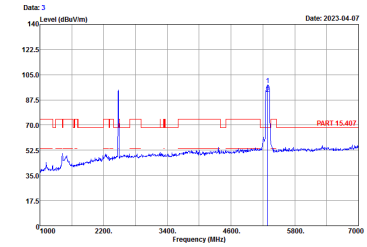 Site : 03CH02-SZ Condition : PART 15.407 3m HF_ANT_3117_0107 HORIZONTAL : RBW:1000.000KHz VBW:3000.000KHz Project : 2N2209-01 Mode : Mode 45 SN : G0B2MM033087000K Plane : Y with Accessories WIFI : MCS0 power setting 15.5 BLE2M : power setting 6/1/1 Zigbee : power setting 15 Freq Level Over Limit Limit Line ReadAntenna Level Factor Cable Loss Factor Preamp Factor A/Pos T/Pos Remark MHz dBuV/m dB dBuV/m dBuV dB/m dB dB cm deg 1 * 5290.00 97.96 29.66 68.30 84.10 34.53 9.83 30.50 201 88 Peak 2 5290.00 91.45 ------ ------ 77.59 34.53 9.83 30.50 201 88 Average
Avg.	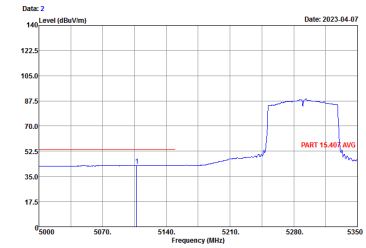 Site : 03CH02-SZ Condition : PART 15.407 AVG 3m HF_ANT_3117_0107 HORIZONTAL : RBW:1000.000KHz VBW:0.010KHz Project : 2N2209-01 Mode : Mode 45 SN : G0B2MM033087000K Plane : Y with Accessories WIFI : MCS0 power setting 15.5 BLE2M : power setting 6/1/1 Zigbee : power setting 15 Freq Level Over Limit Limit Line ReadAntenna Level Factor Cable Loss Factor Preamp Factor A/Pos T/Pos Remark MHz dBuV/m dB dBuV/m dBuV dB/m dB dB cm deg 1 5107.45 42.50 -11.50 54.00 28.91 34.39 9.70 30.50 201 88 Average	

	5GHz 5150~5250MHz Band Edge @ 3m	
	LoRa(DTS) SF 7 CH31&802.11ac80 CH42&BLE CH39& Zigbee CH25 Co-location	
	Horizontal	Fundamental
Peak	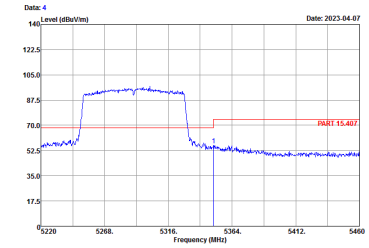 Site : 03CH02-SZ Condition : PART 15.407 3m HF_ANT_3117_0107 HORIZONTAL : RBW:1000.000KHz VBW:3000.000KHz Project : 2N2209-01 Mode : Mode 45 SN : G0B2MM033087000K Plane : Y with Accessories WIFI : MCS0 power setting 15.5 BLE2M : power setting 6/1/1 Zigbee : power setting 15 Freq Level Over Limit Limit Line ReadAntenna Level Factor Cable Loss Factor Preamp Factor A/Pos T/Pos Remark MHz dBuV/m dB dBuV/m dBuV dB/m dB dB cm deg 1 5350.08 56.14 -17.86 74.00 42.22 34.58 9.84 30.50 201 88 Peak	
Avg.	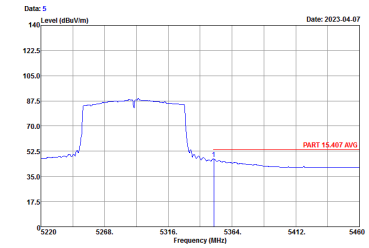 Site : 03CH02-SZ Condition : PART 15.407 AVG 3m HF_ANT_3117_0107 HORIZONTAL : RBW:1000.000KHz VBW:0.010KHz Project : 2N2209-01 Mode : Mode 45 SN : G0B2MM033087000K Plane : Y with Accessories WIFI : MCS0 power setting 15.5 BLE2M : power setting 6/1/1 Zigbee : power setting 15 Freq Level Over Limit Limit Line ReadAntenna Level Factor Cable Loss Factor Preamp Factor A/Pos T/Pos Remark MHz dBuV/m dB dBuV/m dBuV dB/m dB dB cm deg 1 5350.32 47.13 -6.87 54.00 33.21 34.58 9.84 30.50 201 88 Average	

	5GHz 5150~5250MHz Band Edge @ 3m	
	802.11ac80 CH58&BLE CH39& Zigbee CH25 Co-location	
	Vertical	Fundamental
Peak	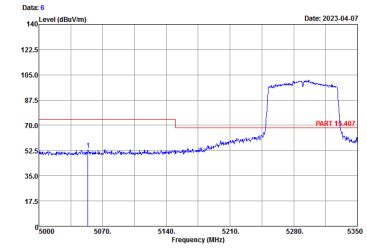 Site : 03CH02-SZ Condition : PART 15.407 3m HF_ANT_3117_0107 VERTICAL : RBW:1000.000KHz VBW:3000.000KHz Project : 2N2209-01 Mode : Mode 45 SN : G0B2MM033087000K Plane : Y with Accessories WIFI : MCS0 power setting 15.5 BLE2M : power setting 6/1/1 Zigbee : power setting 15 Freq Level Over Limit Limit Line ReadAntenna Level Factor Cable Loss Factor Preamp Factor A/Pos T/Pos Remark MHz dBuV/m dB dBuV/m dBuV dB/m dB dB cm deg 1 5053.90 53.13 -20.87 74.00 39.63 34.34 9.66 30.50 207 118 Peak	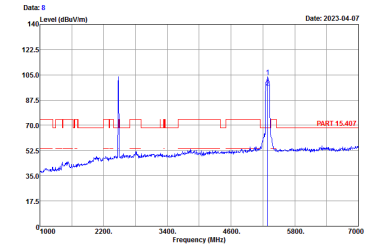 Site : 03CH02-SZ Condition : PART 15.407 3m HF_ANT_3117_0107 VERTICAL : RBW:1000.000KHz VBW:3000.000KHz Project : 2N2209-01 Mode : Mode 45 SN : G0B2MM033087000K Plane : Y with Accessories WIFI : MCS0 power setting 15.5 BLE2M : power setting 6/1/1 Zigbee : power setting 15 Freq Level Over Limit Limit Line ReadAntenna Level Factor Cable Loss Factor Preamp Factor A/Pos T/Pos Remark MHz dBuV/m dB dBuV/m dBuV dB/m dB dB cm deg 1 * 5290.00 103.62 35.32 68.30 89.76 34.53 9.83 30.50 207 118 Peak 2 5290.00 96.25 ------ ------ 82.39 34.53 9.83 30.50 207 118 Average
vg.	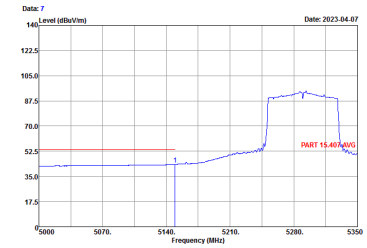 Site : 03CH02-SZ Condition : PART 15.407 AVG 3m HF_ANT_3117_0107 VERTICAL : RBW:1000.000KHz VBW:0.010KHz Project : 2N2209-01 Mode : Mode 45 SN : G0B2MM033087000K Plane : Y with Accessories WIFI : MCS0 power setting 15.5 BLE2M : power setting 6/1/1 Zigbee : power setting 15 Freq Level Over Limit Limit Line ReadAntenna Level Factor Cable Loss Factor Preamp Factor A/Pos T/Pos Remark MHz dBuV/m dB dBuV/m dBuV dB/m dB dB cm deg 1 5149.45 43.45 -10.55 54.00 29.79 34.42 9.74 30.50 207 118 Average	

	5GHz 5150~5250MHz Band Edge @ 3m	
	802.11ac80 CH58&BLE CH39& Zigbee CH25 Co-location	
	Vertical	Fundamental
Peak	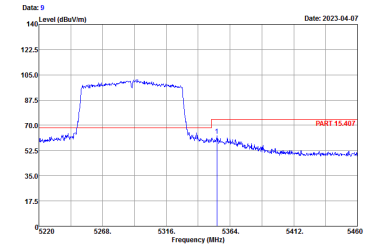 Site : 03CH02-SZ Condition : PART 15.407 3m HF_ANT_3117_0107 VERTICAL : RBW:1000.000KHz VBW:3000.000KHz Project : 2N2209-01 Mode : Mode 45 SN : G0B2MM033087000K Plane : Y with Accessories WIFI : MCS0 power setting 15.5 BLE2M : power setting 6/1/1 Zigbee : power setting 15 Freq Level Over Limit Limit Line ReadAntenna Level Factor Cable Loss Preamp Factor A/Pos T/Pos Remark MHz dBuV/m dB dBuV/m dBuV dB/m dB dB cm deg 1 5354.16 62.81 -11.19 74.00 48.89 34.58 9.84 30.50 207 118 Peak	
Avg.	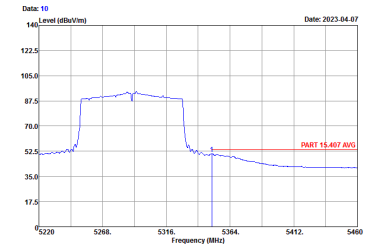 Site : 03CH02-SZ Condition : PART 15.407 AVG 3m HF_ANT_3117_0107 VERTICAL : RBW:1000.000KHz VBW:0.010KHz Project : 2N2209-01 Mode : Mode 45 SN : G0B2MM033087000K Plane : Y with Accessories WIFI : MCS0 power setting 15.5 BLE2M : power setting 6/1/1 Zigbee : power setting 15 Freq Level Over Limit Limit Line ReadAntenna Level Factor Cable Loss Preamp Factor A/Pos T/Pos Remark MHz dBuV/m dB dBuV/m dBuV dB/m dB dB cm deg 1 5350.32 50.89 -3.11 54.00 36.97 34.58 9.84 30.50 207 118 Average	

Zigbee CH25 (Band Edge @ 3m)

	2.4GHz 2400~2483.5MHz Band Edge @ 3m	
	802.11ac80 CH58&BLE CH39& Zigbee CH25 Co-location	
	Horizontal	Fundamental
Peak	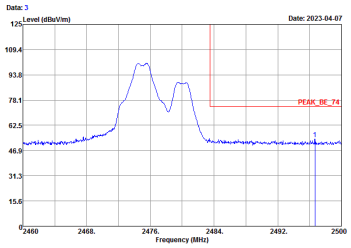 Site : 03CH02-SZ Condition : PEAK_BE_74 3m HF_ANT_3117_0107 HORIZONTAL : RBW:1000.000KHz VBW:3000.000KHz Project : 2N2209-01 Mode : Mode 45 SN : G0B2MM033087000K Plane : Y with Accessories WIFI : MCS0 power setting 15.5 BLE2M : power setting 6/1/1 Zigbee : power setting 15 Freq Level Over Limit Limit Line ReadAntenna Level Factor Cable Loss Factor Preamp Factor A/Pos T/Pos Remark MHz dBuV/m dB dBuV/m dBuV dB/m dB dB cm deg 1 2496.68 54.04 -19.96 74.00 46.61 32.40 6.53 31.50 273 282 Peak	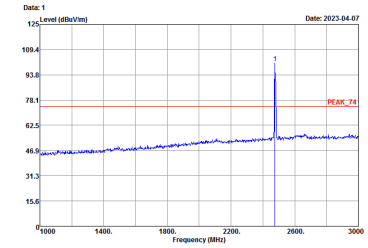 Site : 03CH02-SZ Condition : PEAK_74 3m HF_ANT_3117_0107 HORIZONTAL : RBW:1000.000KHz VBW:3000.000KHz Project : 2N2209-01 Mode : Mode 45 SN : G0B2MM033087000K Plane : Y with Accessories WIFI : MCS0 power setting 15.5 BLE2M : power setting 6/1/1 Zigbee : power setting 15 Freq Level Over Limit Limit Line ReadAntenna Level Factor Cable Loss Factor Preamp Factor A/Pos T/Pos Remark MHz dBuV/m dB dBuV/m dBuV dB/m dB dB cm deg 1 * 2475.00 100.96 26.96 74.00 93.60 32.39 6.53 31.56 273 282 Peak
Avg.	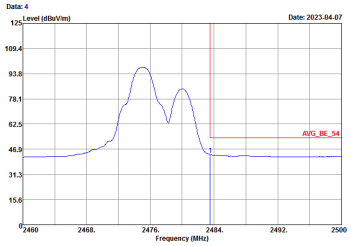 Site : 03CH02-SZ Condition : AVG_BE_54 3m HF_ANT_3117_0107 HORIZONTAL : RBW:1000.000KHz VBW:0.010KHz Project : 2N2209-01 Mode : Mode 45 SN : G0B2MM033087000K Plane : Y with Accessories WIFI : MCS0 power setting 15.5 BLE2M : power setting 6/1/1 Zigbee : power setting 15 Freq Level Over Limit Limit Line ReadAntenna Level Factor Cable Loss Factor Preamp Factor A/Pos T/Pos Remark MHz dBuV/m dB dBuV/m dBuV dB/m dB dB cm deg 1 2483.52 43.61 -10.39 54.00 36.25 32.39 6.53 31.56 273 282 Average	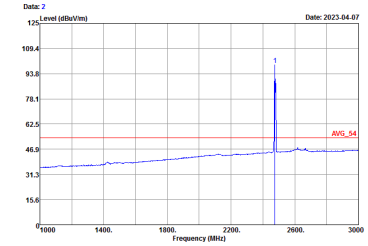 Site : 03CH02-SZ Condition : AVG_54 3m HF_ANT_3117_0107 HORIZONTAL : RBW:1000.000KHz VBW:0.010KHz Project : 2N2209-01 Mode : Mode 45 SN : G0B2MM033087000K Plane : Y with Accessories WIFI : MCS0 power setting 15.5 BLE2M : power setting 6/1/1 Zigbee : power setting 15 Freq Level Over Limit Limit Line ReadAntenna Level Factor Cable Loss Factor Preamp Factor A/Pos T/Pos Remark MHz dBuV/m dB dBuV/m dBuV dB/m dB dB cm deg 1 * 2475.00 99.08 45.08 54.00 91.72 32.39 6.53 31.56 273 282 Average

	2.4GHz 2400~2483.5MHz Band Edge @ 3m	
	802.11ac80 CH58&BLE CH39& Zigbee CH25 Co-location	
	Vertical	Fundamental
Peak	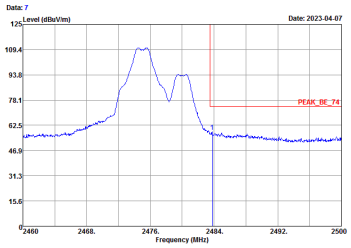 Site : 03CH02-SZ Condition : PEAK_BE_74 3m HF_ANT_3117_0107 VERTICAL : RBW:1000.000KHz VBW:3000.000KHz Project : 2N2209-01 Mode : Mode 45 SN : G0B2MM033087000K Plane : Y with Accessories WIFI : MCS0 power setting 15.5 BLE2M : power setting 6/1/1 Zigbee : power setting 15 Freq Level Over Limit Limit Line ReadAntenna Level Factor Cable Loss Preamp Factor A/Pos T/Pos Remark MHz dBuV/m dB dBuV/m dBuV dB/m dB dB cm deg 1 2483.76 58.38 -15.62 74.00 51.02 32.39 6.53 31.56 134 32 Peak	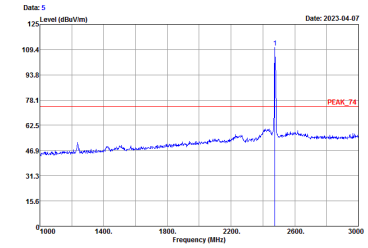 Site : 03CH02-SZ Condition : PEAK_74 3m HF_ANT_3117_0107 VERTICAL : RBW:1000.000KHz VBW:3000.000KHz Project : 2N2209-01 Mode : Mode 45 SN : G0B2MM033087000K Plane : Y with Accessories WIFI : MCS0 power setting 15.5 BLE2M : power setting 6/1/1 Zigbee : power setting 15 Freq Level Over Limit Limit Line ReadAntenna Level Factor Cable Loss Preamp Factor A/Pos T/Pos Remark MHz dBuV/m dB dBuV/m dBuV dB/m dB dB cm deg 1 * 2475.00 110.59 36.59 74.00 103.23 32.39 6.53 31.56 134 32 Peak
Avg.	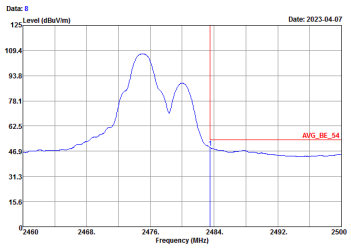 Site : 03CH02-SZ Condition : AVG_BE_54 3m HF_ANT_3117_0107 VERTICAL : RBW:1000.000KHz VBW:0.010KHz Project : 2N2209-01 Mode : Mode 45 SN : G0B2MM033087000K Plane : Y with Accessories WIFI : MCS0 power setting 15.5 BLE2M : power setting 6/1/1 Zigbee : power setting 15 Freq Level Over Limit Limit Line ReadAntenna Level Factor Cable Loss Preamp Factor A/Pos T/Pos Remark MHz dBuV/m dB dBuV/m dBuV dB/m dB dB cm deg 1 2483.52 49.16 -4.84 54.00 41.80 32.39 6.53 31.56 134 32 Average	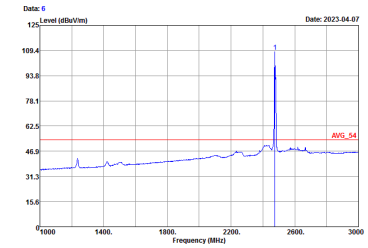 Site : 03CH02-SZ Condition : AVG_54 3m HF_ANT_3117_0107 VERTICAL : RBW:1000.000KHz VBW:0.010KHz Project : 2N2209-01 Mode : Mode 45 SN : G0B2MM033087000K Plane : Y with Accessories WIFI : MCS0 power setting 15.5 BLE2M : power setting 6/1/1 Zigbee : power setting 15 Freq Level Over Limit Limit Line ReadAntenna Level Factor Cable Loss Preamp Factor A/Pos T/Pos Remark MHz dBuV/m dB dBuV/m dBuV dB/m dB dB cm deg 1 * 2475.00 108.61 54.61 54.00 101.25 32.39 6.53 31.56 134 32 Average

BLE CH39 (Band Edge @ 3m)

	2.4GHz 2400~2483.5MHz Band Edge @ 3m	
	802.11ac80 CH58&BLE CH39& Zigbee CH25 Co-location	
	Horizontal	Fundamental
Peak	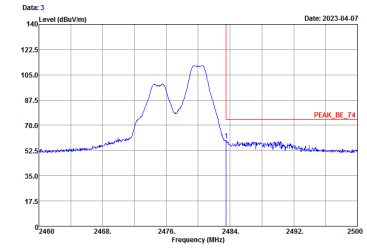 Site : 03CH02-SZ Condition : PEAK_BE_74 3m HF_ANT_3117_0107 HORIZONTAL : RBW:1000.000KHz VBW:3000.000KHz Project : 2N2209-01 Mode : Mode 45 SN : G0B2MM033087000K Plane : X with Accessories WIFI : MCS0 power setting 15.5 BLE2M : power setting 6/1/1 Zigbee : power setting 15 Freq Level Over Limit Limit Line ReadAntenna Level Factor Cable Loss Preamp Factor A/Pos T/Pos Remark MHz dBuV/m dB dBuV/m dBuV dB/m dB dB cm deg 1 2483.52 59.50 -14.50 74.00 52.14 32.39 6.53 31.56 254 167 Peak	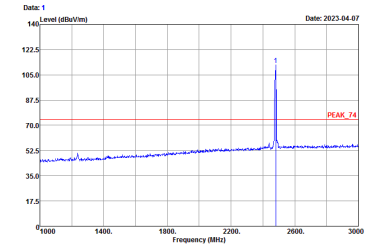 Site : 03CH02-SZ Condition : PEAK_74 3m HF_ANT_3117_0107 HORIZONTAL : RBW:1000.000KHz VBW:3000.000KHz Project : 2N2209-01 Mode : Mode 45 SN : G0B2MM033087000K Plane : X with Accessories WIFI : MCS0 power setting 15.5 BLE2M : power setting 6/1/1 Zigbee : power setting 15 Freq Level Over Limit Limit Line ReadAntenna Level Factor Cable Loss Preamp Factor A/Pos T/Pos Remark MHz dBuV/m dB dBuV/m dBuV dB/m dB dB cm deg 1 * 2480.00 111.78 37.78 74.00 104.42 32.39 6.53 31.56 254 167 Peak
vg.	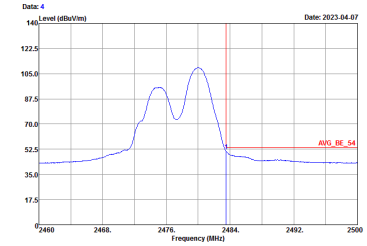 Site : 03CH02-SZ Condition : AVG_BE_54 3m HF_ANT_3117_0107 HORIZONTAL : RBW:1000.000KHz VBW:1.000KHz Project : 2N2209-01 Mode : Mode 45 SN : G0B2MM033087000K Plane : X with Accessories WIFI : MCS0 power setting 15.5 BLE2M : power setting 6/1/1 Zigbee : power setting 15 Freq Level Over Limit Limit Line ReadAntenna Level Factor Cable Loss Preamp Factor A/Pos T/Pos Remark MHz dBuV/m dB dBuV/m dBuV dB/m dB dB cm deg 1 2483.52 50.96 -3.04 54.00 43.60 32.39 6.53 31.56 254 167 Average	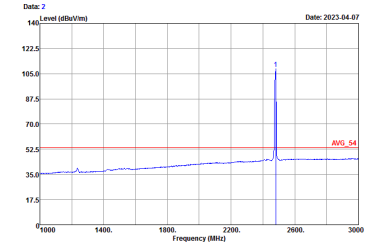 Site : 03CH02-SZ Condition : AVG_54 3m HF_ANT_3117_0107 HORIZONTAL : RBW:1000.000KHz VBW:1.000KHz Project : 2N2209-01 Mode : Mode 45 SN : G0B2MM033087000K Plane : X with Accessories WIFI : MCS0 power setting 15.5 BLE2M : power setting 6/1/1 Zigbee : power setting 15 Freq Level Over Limit Limit Line ReadAntenna Level Factor Cable Loss Preamp Factor A/Pos T/Pos Remark MHz dBuV/m dB dBuV/m dBuV dB/m dB dB cm deg 1 * 2480.00 108.41 54.41 54.00 101.05 32.39 6.53 31.56 254 167 Average

	2.4GHz 2400~2483.5MHz Band Edge @ 3m	
	802.11ac80 CH58&BLE CH39& Zigbee CH25 Co-location	
	Vertical	Fundamental
Peak	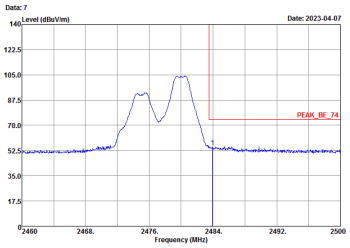 Site : 03CH02-SZ Condition : PEAK_BE_74 3m HF_ANT_3117_0107 VERTICAL : RBW:1000.000KHz VBW:3000.000KHz Project : 2N2209-01 Mode : Mode 45 SN : G0B2MM033087000K Plane : X with Accessories WIFI : MCS0 power setting 15.5 BLE2M : power setting 6/1/1 Zigbee : power setting 15 Freq Level Over Limit Limit Line ReadAntenna Level Factor Cable Loss Preamp Factor A/Pos T/Pos Remark MHz dBuV/m dB dBuV/m dBuV dB/m dB dB cm deg 1 2483.92 55.17 -18.83 74.00 47.81 32.39 6.53 31.56 342 189 Peak	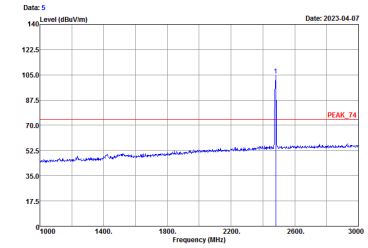 Site : 03CH02-SZ Condition : PEAK_74 3m HF_ANT_3117_0107 VERTICAL : RBW:1000.000KHz VBW:3000.000KHz Project : 2N2209-01 Mode : Mode 45 SN : G0B2MM033087000K Plane : X with Accessories WIFI : MCS0 power setting 15.5 BLE2M : power setting 6/1/1 Zigbee : power setting 15 Freq Level Over Limit Limit Line ReadAntenna Level Factor Cable Loss Preamp Factor A/Pos T/Pos Remark MHz dBuV/m dB dBuV/m dBuV dB/m dB dB cm deg 1 * 2480.00 104.40 30.40 74.00 97.04 32.39 6.53 31.56 342 189 Peak
Avg.	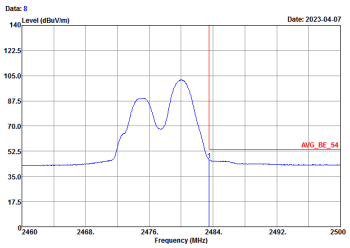 Site : 03CH02-SZ Condition : AVG_BE_54 3m HF_ANT_3117_0107 VERTICAL : RBW:1000.000KHz VBW:1.000KHz Project : 2N2209-01 Mode : Mode 45 SN : G0B2MM033087000K Plane : X with Accessories WIFI : MCS0 power setting 15.5 BLE2M : power setting 6/1/1 Zigbee : power setting 15 Freq Level Over Limit Limit Line ReadAntenna Level Factor Cable Loss Preamp Factor A/Pos T/Pos Remark MHz dBuV/m dB dBuV/m dBuV dB/m dB dB cm deg 1 2483.52 46.49 -7.51 54.00 39.13 32.39 6.53 31.56 342 189 Average	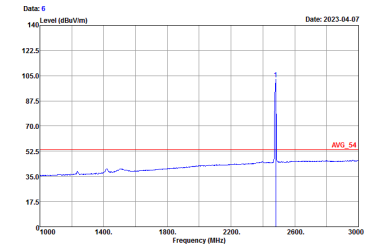 Site : 03CH02-SZ Condition : AVG_54 3m HF_ANT_3117_0107 VERTICAL : RBW:1000.000KHz VBW:1.000KHz Project : 2N2209-01 Mode : Mode 45 SN : G0B2MM033087000K Plane : X with Accessories WIFI : MCS0 power setting 15.5 BLE2M : power setting 6/1/1 Zigbee : power setting 15 Freq Level Over Limit Limit Line ReadAntenna Level Factor Cable Loss Preamp Factor A/Pos T/Pos Remark MHz dBuV/m dB dBuV/m dBuV dB/m dB dB cm deg 1 * 2480.00 102.51 48.51 54.00 95.15 32.39 6.53 31.56 342 189 Average

802.11ac80 CH58&BLE CH39& Zigbee CH25

Harmonic (Harmonic @ 3m)

	Band 1 5150~5250MHz Harmonic @ 3m	
	802.11ac80 CH58&BLE CH39& Zigbee CH25 Co-location	
	Horizontal	Vertical
Peak Avg.	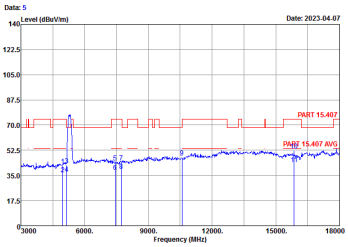 Site : 03CH02-SZ Condition : PART 15.407 3m HF_ANT_3117_0107 HORIZONTAL Project : 2N2209-01 Mode : Mode 45 SN : G0B2MM033087000K Plane : Y with Accessories WIFI : MCS0 power setting 15.5 BLE2M : power setting 6/1/1 Zigbee : power setting 15 1 4960.00 41.62 -32.38 74.00 55.61 34.32 9.59 57.90 122 163 Peak 2 4960.00 35.89 -18.11 54.00 49.88 34.32 9.59 57.90 122 163 Average 3 5149.00 42.07 -31.93 74.00 55.72 34.42 9.74 57.81 142 156 Peak 4 5149.00 36.21 -17.79 54.00 49.86 34.42 9.74 57.81 142 156 Average 5 7443.00 44.24 -29.76 74.00 56.87 35.94 11.29 59.86 125 288 Peak 6 7443.00 37.48 -16.52 54.00 50.11 35.94 11.29 59.86 125 288 Average 7 7730.50 43.92 -30.08 74.00 55.76 36.09 11.70 59.63 133 268 Peak 8 7730.50 38.15 -15.85 54.00 49.99 36.09 11.70 59.63 133 268 Average 9 10500.00 47.38 -20.62 68.30 56.05 37.77 13.58 60.02 105 266 Peak 10 15870.00 52.14 -21.86 74.00 55.13 40.66 15.61 59.26 147 209 Peak 11 15870.00 42.99 -11.01 54.00 45.98 40.66 15.61 59.26 147 209 Average	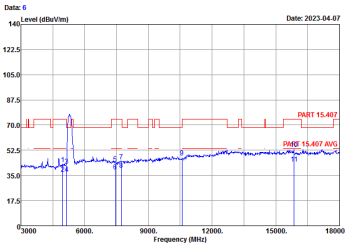 Site : 03CH02-SZ Condition : PART 15.407 3m HF_ANT_3117_0107 VERTICAL Project : 2N2209-01 Mode : Mode 45 SN : G0B2MM033087000K Plane : Y with Accessories WIFI : MCS0 power setting 15.5 BLE2M : power setting 6/1/1 Zigbee : power setting 15 1 4960.00 42.91 -31.09 74.00 56.90 34.32 9.59 57.90 100 147 Peak 2 4960.00 36.41 -17.59 54.00 50.40 34.32 9.59 57.90 100 147 Average 3 5149.00 41.70 -32.30 74.00 55.35 34.42 9.74 57.81 100 182 Peak 4 5149.00 36.15 -17.85 54.00 49.80 34.42 9.74 57.81 100 182 Average 5 7443.00 43.09 -30.91 74.00 55.72 35.94 11.29 59.86 105 201 Peak 6 7443.00 37.68 -16.32 54.00 50.31 35.94 11.29 59.86 105 201 Average 7 7730.50 44.72 -29.28 74.00 56.56 36.09 11.70 59.63 112 290 Peak 8 7730.50 39.16 -14.84 54.00 51.00 36.09 11.70 59.63 112 290 Average 9 10500.00 47.43 -20.87 68.30 56.10 37.77 13.58 60.02 100 96 Peak 10 15870.00 53.51 -20.49 74.00 56.50 40.66 15.61 59.26 100 120 Peak 11 15870.00 43.31 -10.69 54.00 46.30 40.66 15.61 59.26 100 120 Average

Note：For all plots, the over limit signal is Fundamental signal which can be ignored.

Appendix E. Duty Cycle Plots

Antenna	Band	Duty Cycle(%)	T(ms)	1/T(kHz)	VBW Setting
0+1	802.11a	100	-	-	10Hz
0+1	802.11n HT20	100	-	-	10Hz
0+1	802.11n HT40	100	-	-	10Hz
0+1	802.11ac VHT80	100	-	-	10Hz

802.11a

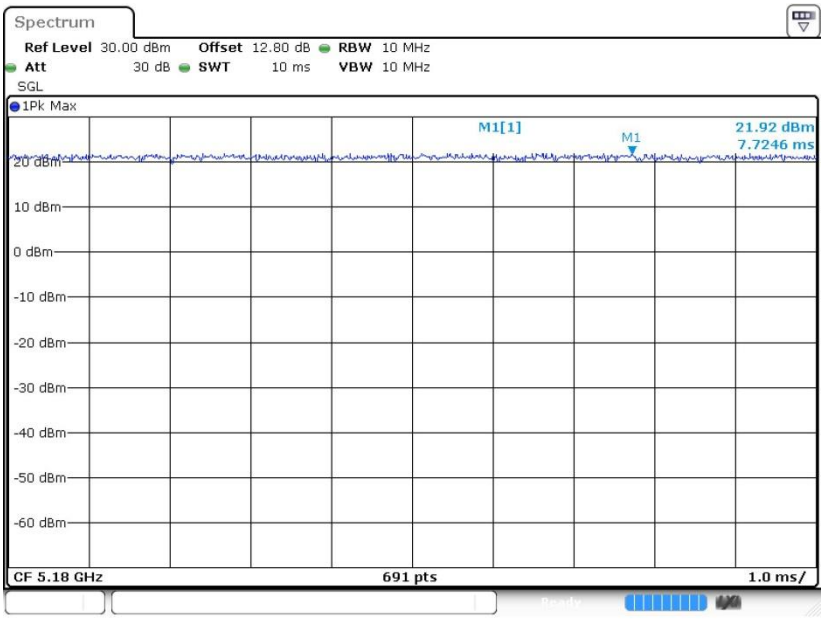

802.11n HT20

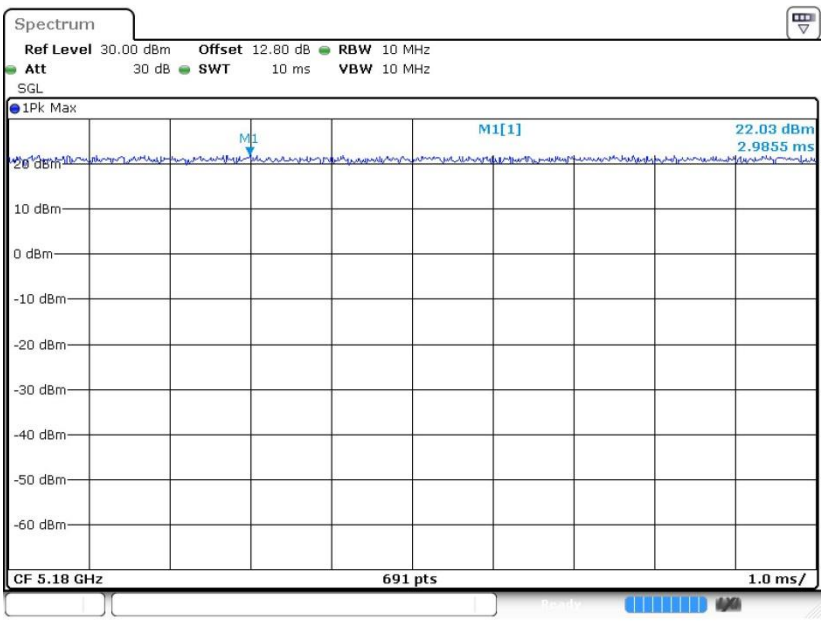

802.11n HT40

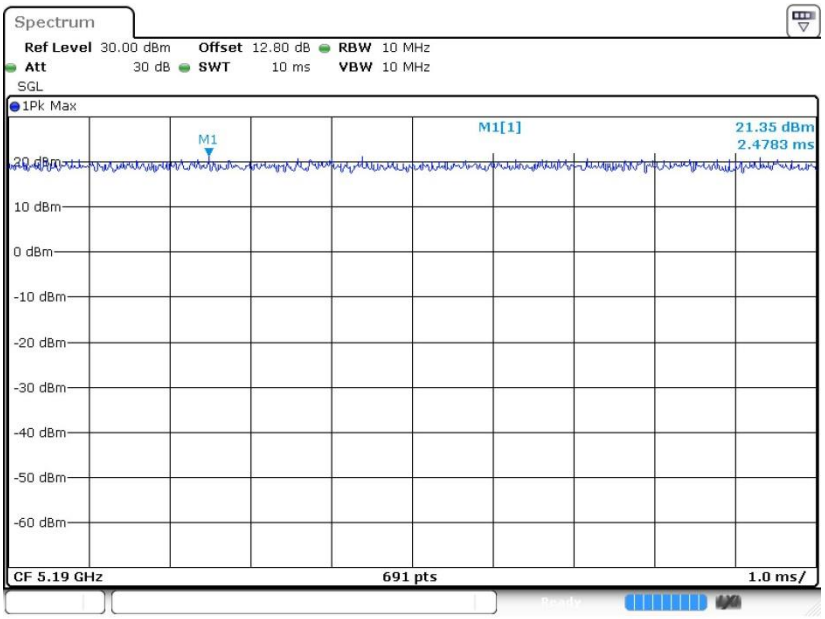
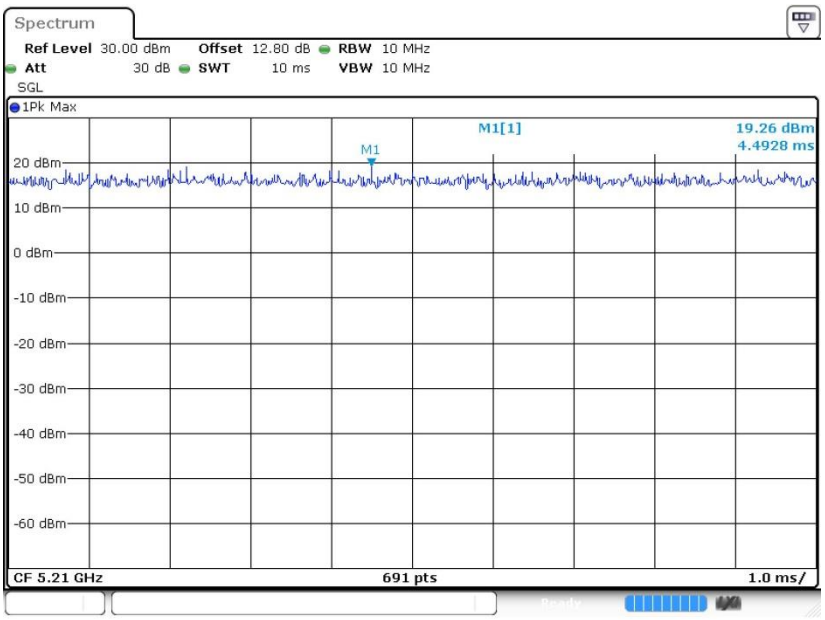
802.11ac VHT80