

Appendix IV EUT Internal Photographs

Photo 7 Internal of EUT



Photo 8 Internal of EUT



Photo 9 Internal of EUT



Photo 10 Internal of EUT



Photo 11 Internal of Battery



Photo 12 Internal of EUT




Photo 13 Appearance of PCB




Photo 14 Appearance of PCB




Photo 15 Appearance of PCB




Photo 16 Appearance of PCB




Photo 17 Appearance of PCB




Photo 18 Appearance of PCB




Photo 19 Appearance of PCB




Photo 20 Appearance of PCB




Photo 21 Appearance of PCB




Photo 22 Appearance of PCB




Photo 23 Appearance of PCB

