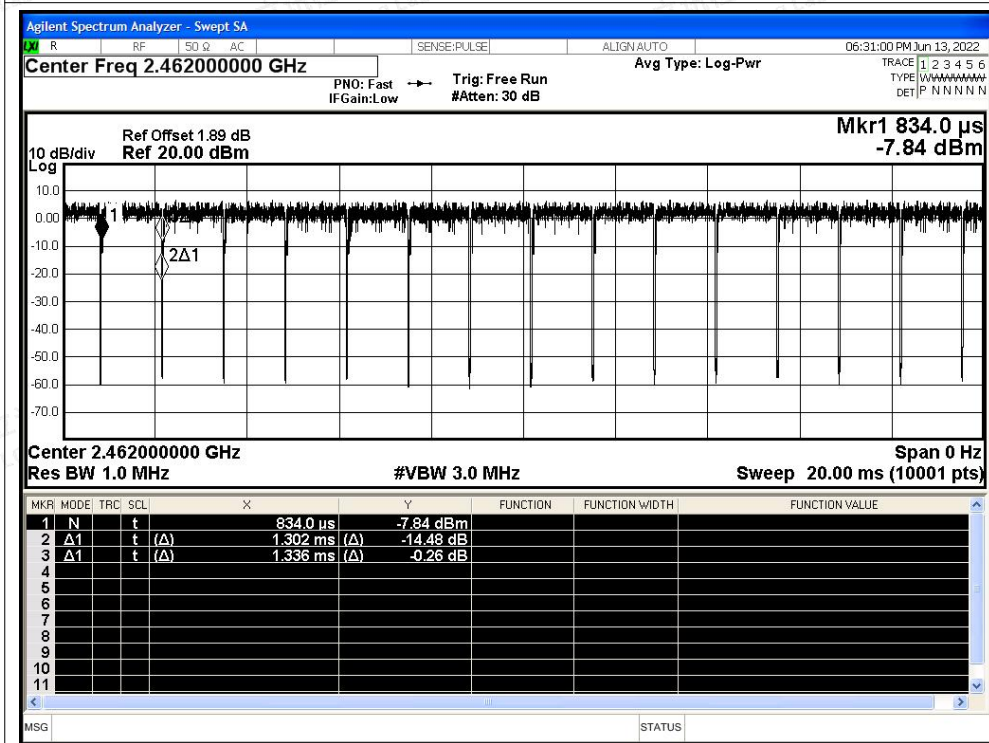
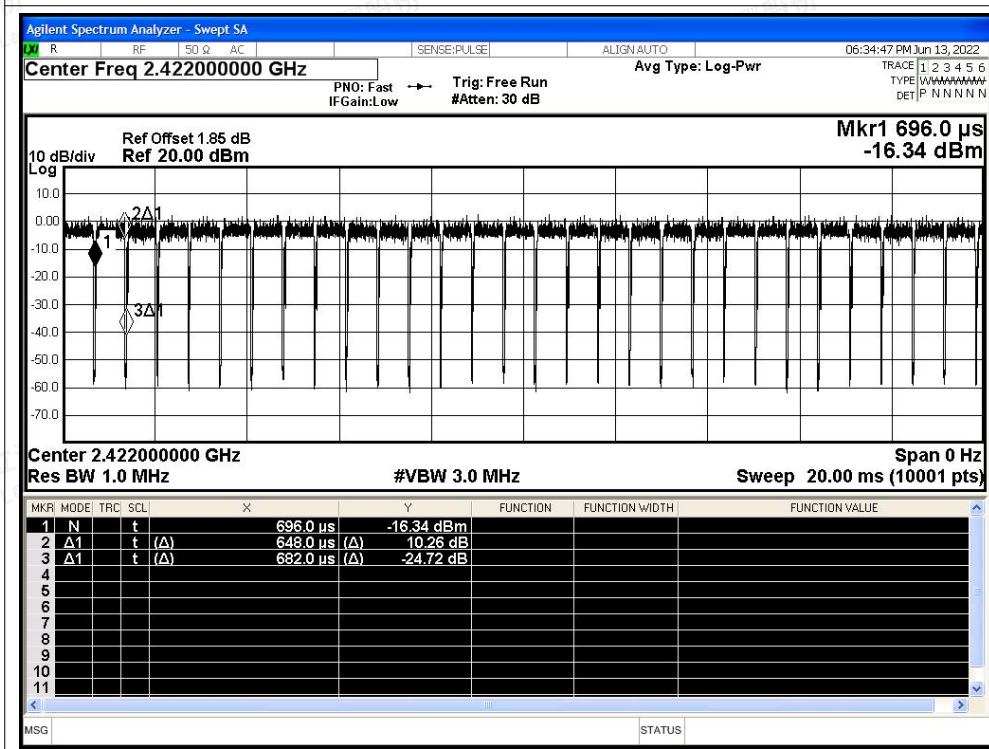




Duty Cycle NVNT n20 2462MHz Ant1

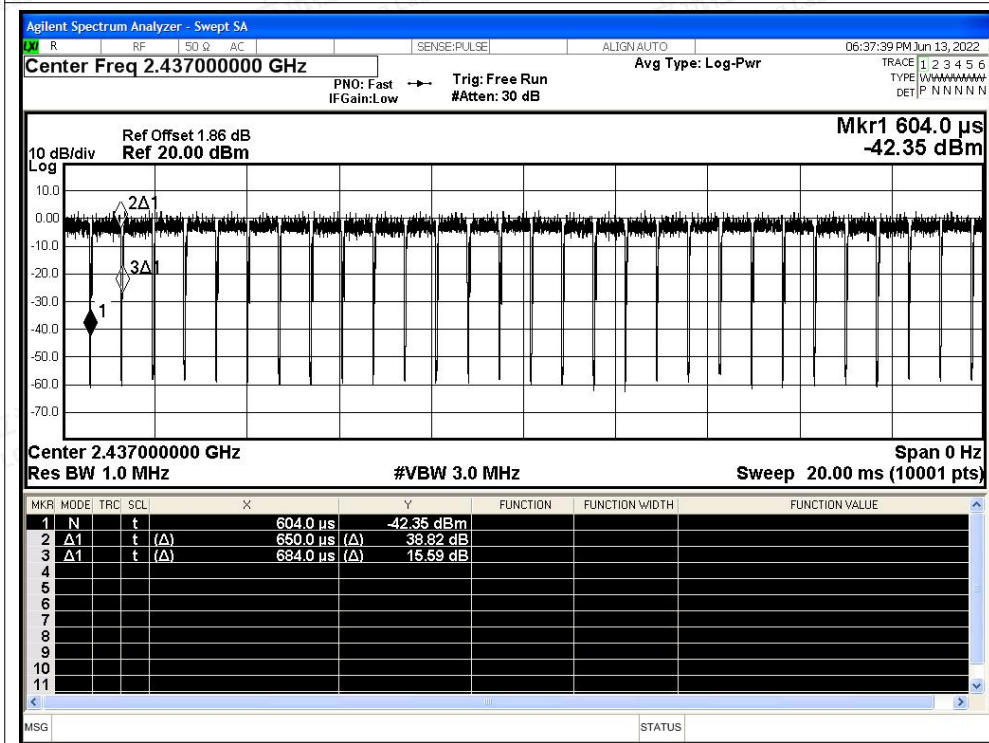


Duty Cycle NVNT n40 2422MHz Ant1

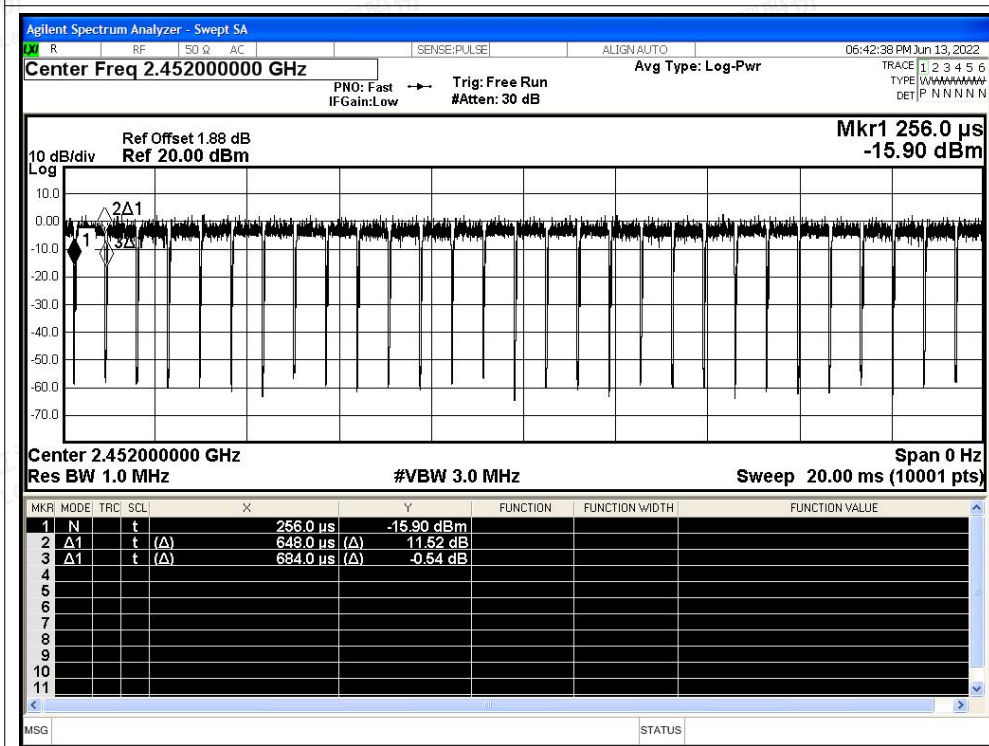




Duty Cycle NVNT n40 2437MHz Ant1



Duty Cycle NVNT n40 2452MHz Ant1





A.7 Restrict Band

| Condition | Mode | Frequency (MHz) | Antenna | Spur Freq (MHz) | Power (dBm) | Gain (dBi) | E (dBuV/m) | Detector | Limit (dBuV/m) | Verdict |
|-----------|------|-----------------|---------|-----------------|-------------|------------|------------|----------|----------------|---------|
| NVNT | b | 2412 | Ant1 | 2310 | -58.94 | 2 | 38.32 | Peak | 74 | Pass |
| NVNT | b | 2412 | Ant1 | 2310 | -60.62 | 2 | 36.64 | Average | 54 | Pass |
| NVNT | b | 2412 | Ant1 | 2386.518 | -47.24 | 2 | 50.02 | Peak | 74 | Pass |
| NVNT | b | 2412 | Ant1 | 2387.454 | -54.98 | 2 | 42.28 | Average | 54 | Pass |
| NVNT | b | 2412 | Ant1 | 2390 | -56.57 | 2 | 40.69 | Peak | 74 | Pass |
| NVNT | b | 2412 | Ant1 | 2390 | -57.63 | 2 | 39.63 | Average | 54 | Pass |
| NVNT | b | 2462 | Ant1 | 2483.5 | -44.73 | 2 | 52.53 | Peak | 74 | Pass |
| NVNT | b | 2462 | Ant1 | 2483.5 | -55.84 | 2 | 41.42 | Average | 54 | Pass |
| NVNT | b | 2462 | Ant1 | 2487.492 | -43.52 | 2 | 53.74 | Peak | 74 | Pass |
| NVNT | b | 2462 | Ant1 | 2486.856 | -53.66 | 2 | 43.6 | Average | 54 | Pass |
| NVNT | b | 2462 | Ant1 | 2500 | -48.95 | 2 | 48.31 | Peak | 74 | Pass |
| NVNT | b | 2462 | Ant1 | 2500 | -60 | 2 | 37.26 | Average | 54 | Pass |
| NVNT | g | 2412 | Ant1 | 2310 | -51.41 | 2 | 45.85 | Peak | 74 | Pass |
| NVNT | g | 2412 | Ant1 | 2310 | -60.33 | 2 | 36.93 | Average | 54 | Pass |
| NVNT | g | 2412 | Ant1 | 2384.646 | -46.99 | 2 | 50.27 | Peak | 74 | Pass |
| NVNT | g | 2412 | Ant1 | 2389.911 | -58.53 | 2 | 38.73 | Average | 54 | Pass |
| NVNT | g | 2412 | Ant1 | 2390 | -49.81 | 2 | 47.45 | Peak | 74 | Pass |
| NVNT | g | 2412 | Ant1 | 2390 | -58.44 | 2 | 38.82 | Average | 54 | Pass |
| NVNT | g | 2462 | Ant1 | 2483.5 | -29.49 | 2 | 67.77 | Peak | 74 | Pass |
| NVNT | g | 2462 | Ant1 | 2483.5 | -44.83 | 2 | 52.43 | Average | 54 | Pass |
| NVNT | g | 2462 | Ant1 | 2483.517 | -29.49 | 2 | 67.77 | Peak | 74 | Pass |
| NVNT | g | 2462 | Ant1 | 2483.57 | -44.83 | 2 | 52.43 | Average | 54 | Pass |
| NVNT | g | 2462 | Ant1 | 2500 | -43.58 | 2 | 53.68 | Peak | 74 | Pass |
| NVNT | g | 2462 | Ant1 | 2500 | -54.23 | 2 | 43.03 | Average | 54 | Pass |
| NVNT | n20 | 2412 | Ant1 | 2310 | -47.76 | 2 | 49.5 | Peak | 74 | Pass |
| NVNT | n20 | 2412 | Ant1 | 2310 | -59.06 | 2 | 38.2 | Average | 54 | Pass |
| NVNT | n20 | 2412 | Ant1 | 2389.677 | -32.22 | 2 | 65.04 | Peak | 74 | Pass |
| NVNT | n20 | 2412 | Ant1 | 2389.794 | -52.2 | 2 | 45.06 | Average | 54 | Pass |
| NVNT | n20 | 2412 | Ant1 | 2390 | -41.88 | 2 | 55.38 | Peak | 74 | Pass |
| NVNT | n20 | 2412 | Ant1 | 2390 | -52.22 | 2 | 45.04 | Average | 54 | Pass |
| NVNT | n20 | 2462 | Ant1 | 2483.5 | -31.69 | 2 | 65.57 | Peak | 74 | Pass |
| NVNT | n20 | 2462 | Ant1 | 2483.5 | -47.01 | 2 | 50.25 | Average | 54 | Pass |
| NVNT | n20 | 2462 | Ant1 | 2485.478 | -29.31 | 2 | 67.95 | Peak | 74 | Pass |
| NVNT | n20 | 2462 | Ant1 | 2483.517 | -47.01 | 2 | 50.25 | Average | 54 | Pass |
| NVNT | n20 | 2462 | Ant1 | 2500 | -45.92 | 2 | 51.34 | Peak | 74 | Pass |
| NVNT | n20 | 2462 | Ant1 | 2500 | -55.88 | 2 | 41.38 | Average | 54 | Pass |
| NVNT | n40 | 2422 | Ant1 | 2310 | -49.48 | 2 | 47.78 | Peak | 74 | Pass |





| | | | | | | | | | | |
|------|-----|------|------|----------|--------|---|-------|---------|----|------|
| NVNT | n40 | 2422 | Ant1 | 2310 | -59.46 | 2 | 37.8 | Average | 54 | Pass |
| NVNT | n40 | 2422 | Ant1 | 2388.952 | -27.67 | 2 | 69.59 | Peak | 74 | Pass |
| NVNT | n40 | 2422 | Ant1 | 2389.662 | -48.2 | 2 | 49.06 | Average | 54 | Pass |
| NVNT | n40 | 2422 | Ant1 | 2390 | -39.98 | 2 | 57.28 | Peak | 74 | Pass |
| NVNT | n40 | 2422 | Ant1 | 2390 | -48.49 | 2 | 48.77 | Average | 54 | Pass |
| NVNT | n40 | 2452 | Ant1 | 2483.5 | -24.81 | 2 | 72.45 | Peak | 74 | Pass |
| NVNT | n40 | 2452 | Ant1 | 2483.5 | -43.63 | 2 | 53.63 | Average | 54 | Pass |
| NVNT | n40 | 2452 | Ant1 | 2486.506 | -24.24 | 2 | 73.02 | Peak | 74 | Pass |
| NVNT | n40 | 2452 | Ant1 | 2483.932 | -43.47 | 2 | 53.79 | Average | 54 | Pass |
| NVNT | n40 | 2452 | Ant1 | 2500 | -37.76 | 2 | 59.5 | Peak | 74 | Pass |
| NVNT | n40 | 2452 | Ant1 | 2500 | -49.85 | 2 | 47.41 | Average | 54 | Pass |

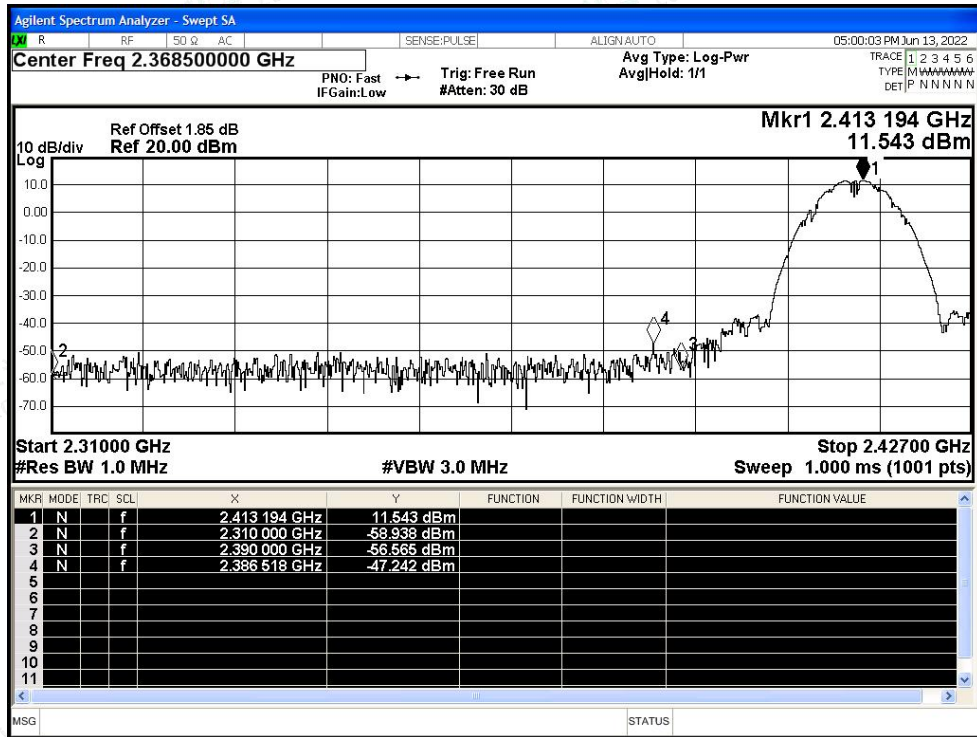


Shenzhen LCS Compliance Testing Laboratory Ltd.
 Add: 101, 201 Bldg A & 301 Bldg C, Juji Industrial Park Yabianxueziwei, Shajing Street, Baoan District, Shenzhen, 518000, China
 Tel: +(86) 0755-82591330 | E-mail: webmaster@lcs-cert.com | Web: www.lcs-cert.com
 Scan code to check authenticity

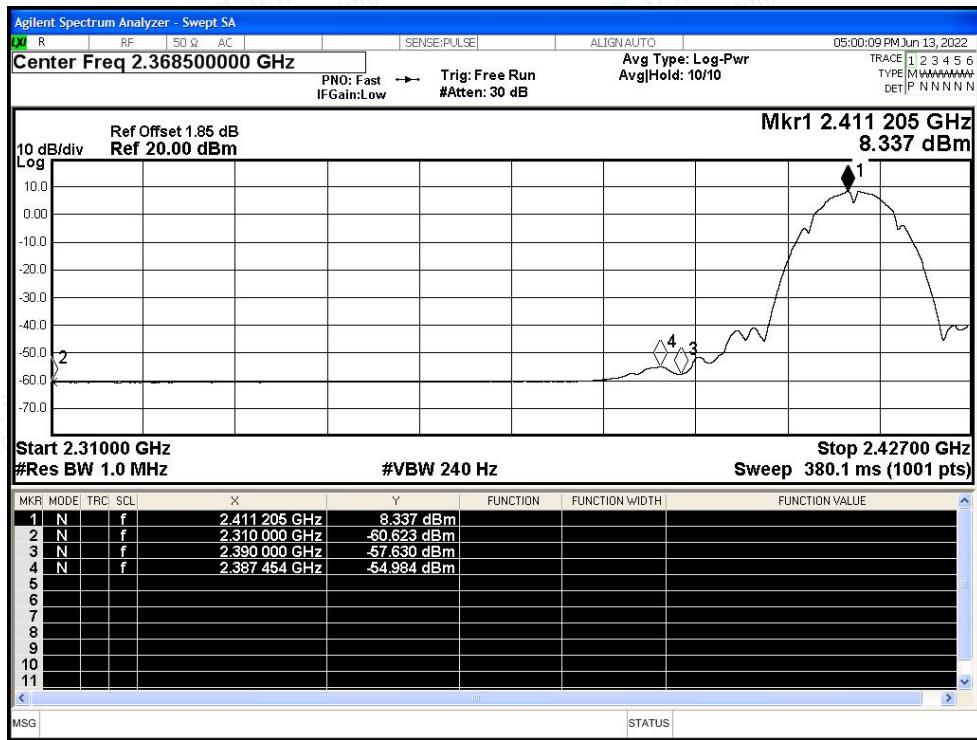


Test Graphs

Restrict Band NVNT b 2412MHz Ant1 Peak

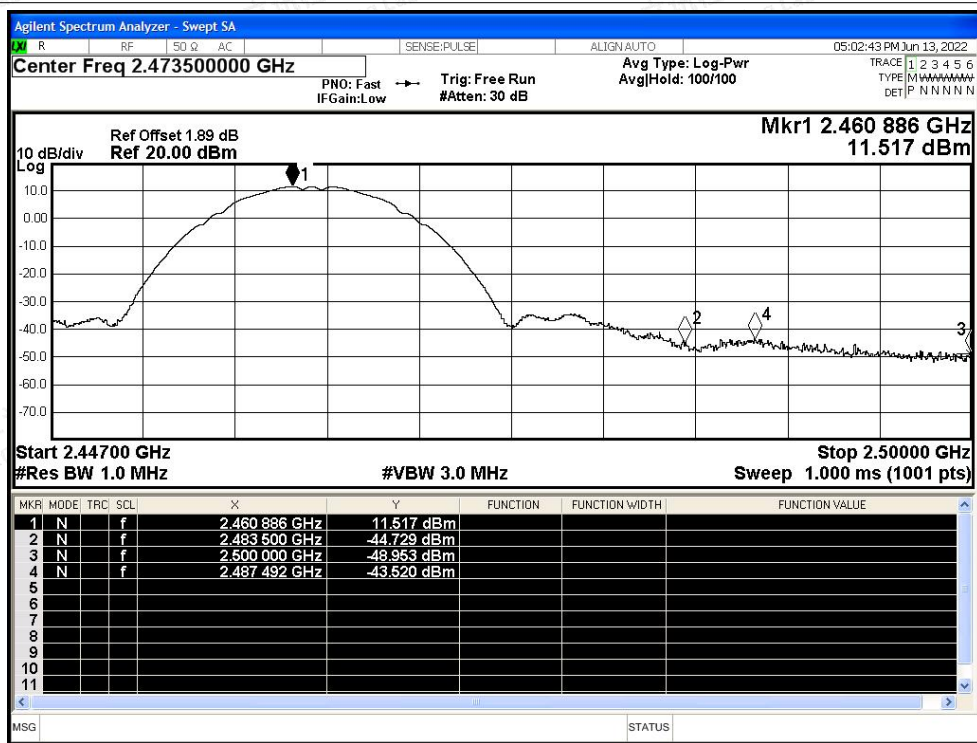


Restrict Band NVNT b 2412MHz Ant1 Average

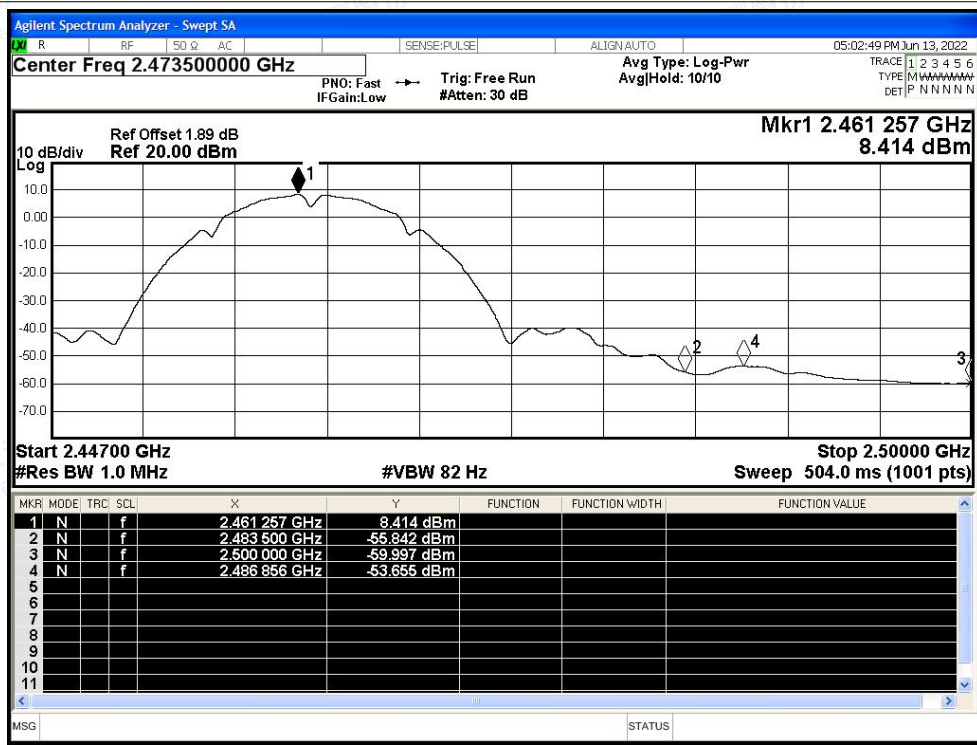




Restrict Band NVNT b 2462MHz Ant1 Peak

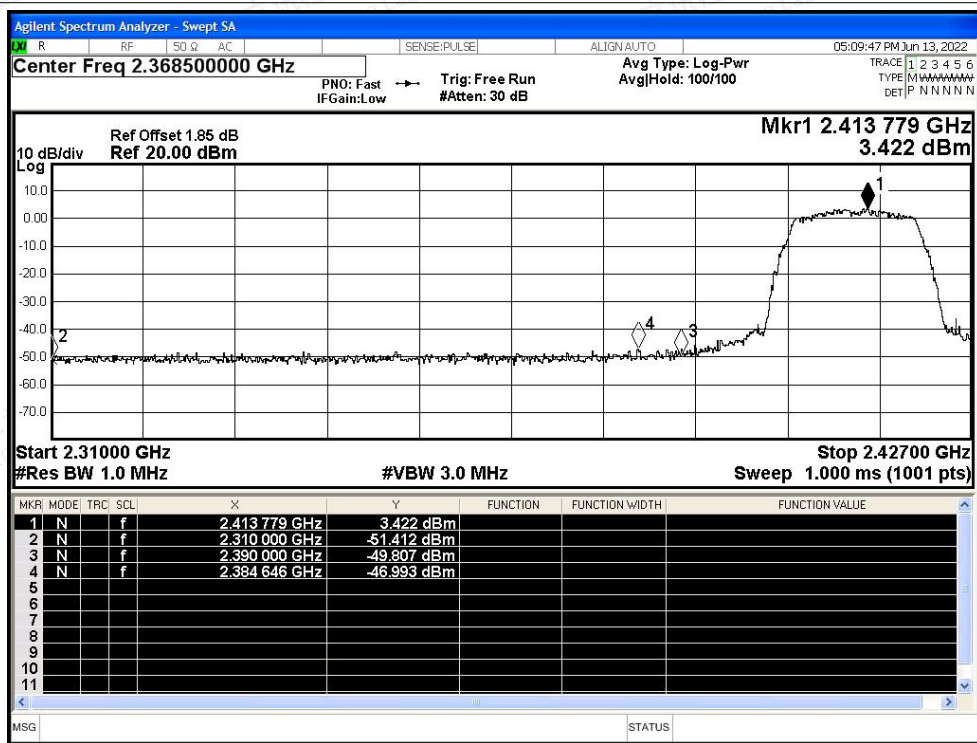


Restrict Band NVNT b 2462MHz Ant1 Average

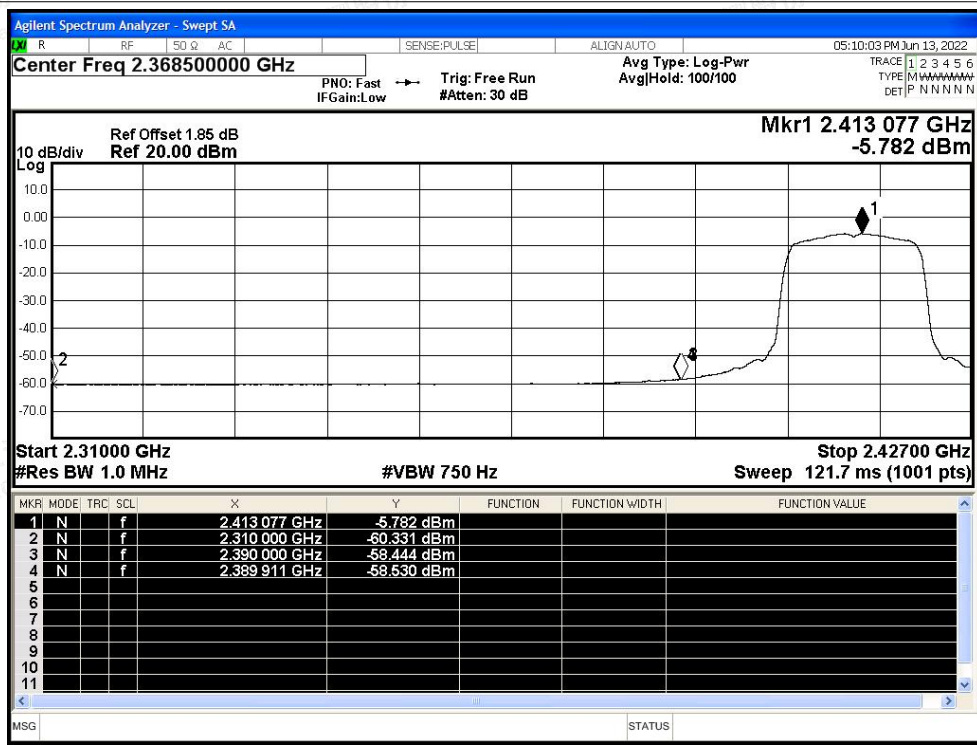




Restrict Band NVNT g 2412MHz Ant1 Peak

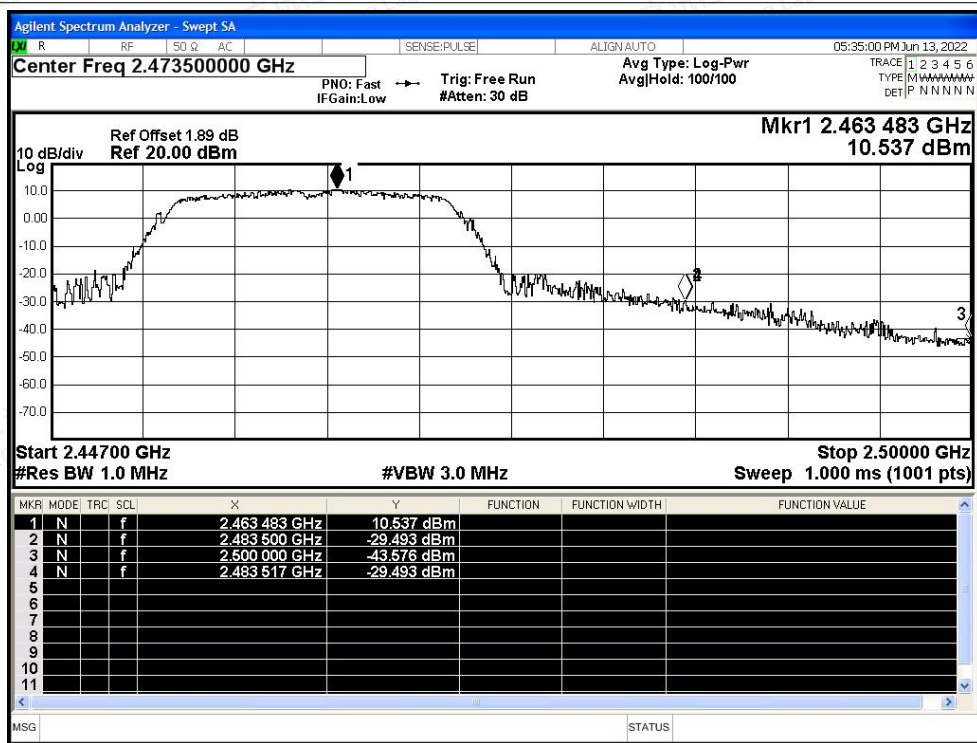


Restrict Band NVNT g 2412MHz Ant1 Average

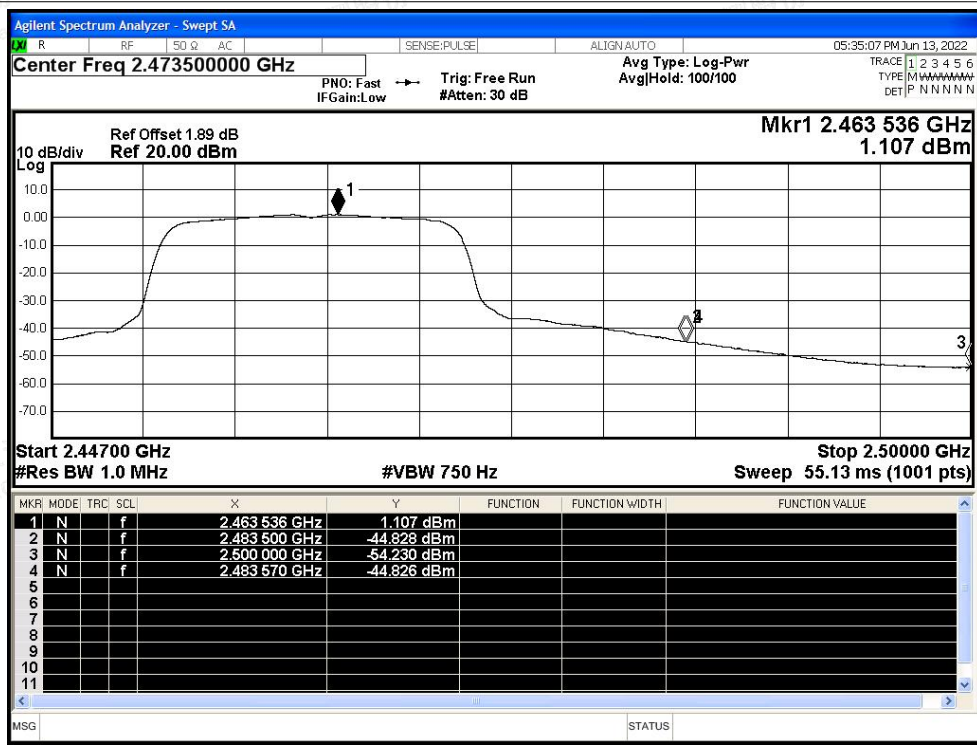




Restrict Band NVNT g 2462MHz Ant1 Peak

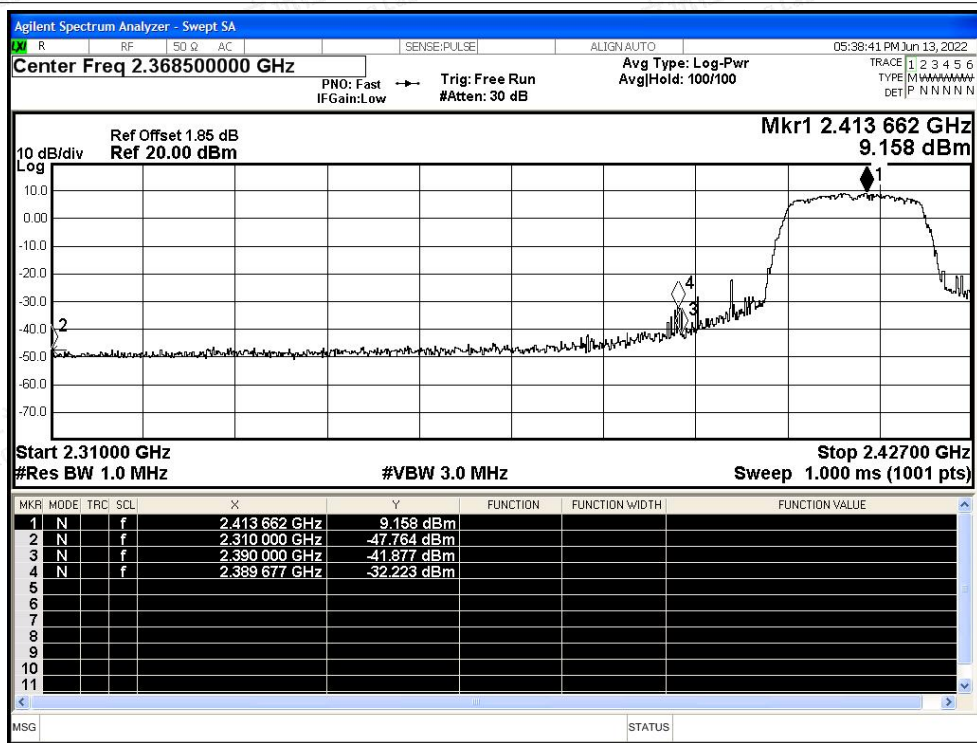


Restrict Band NVNT g 2462MHz Ant1 Average

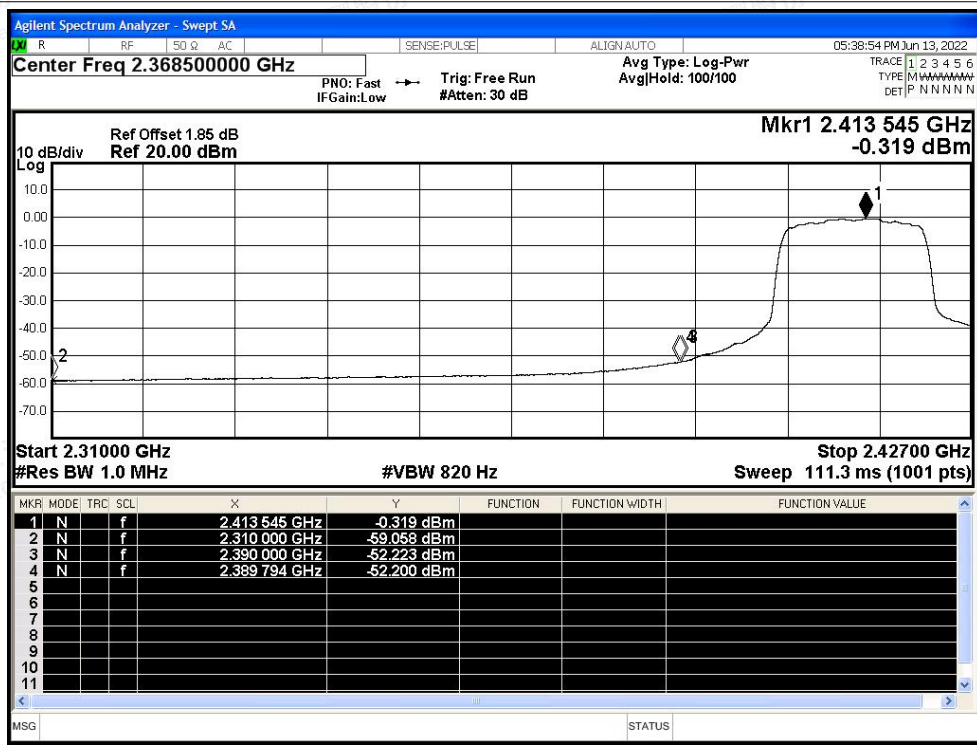




Restrict Band NVNT n20 2412MHz Ant1 Peak

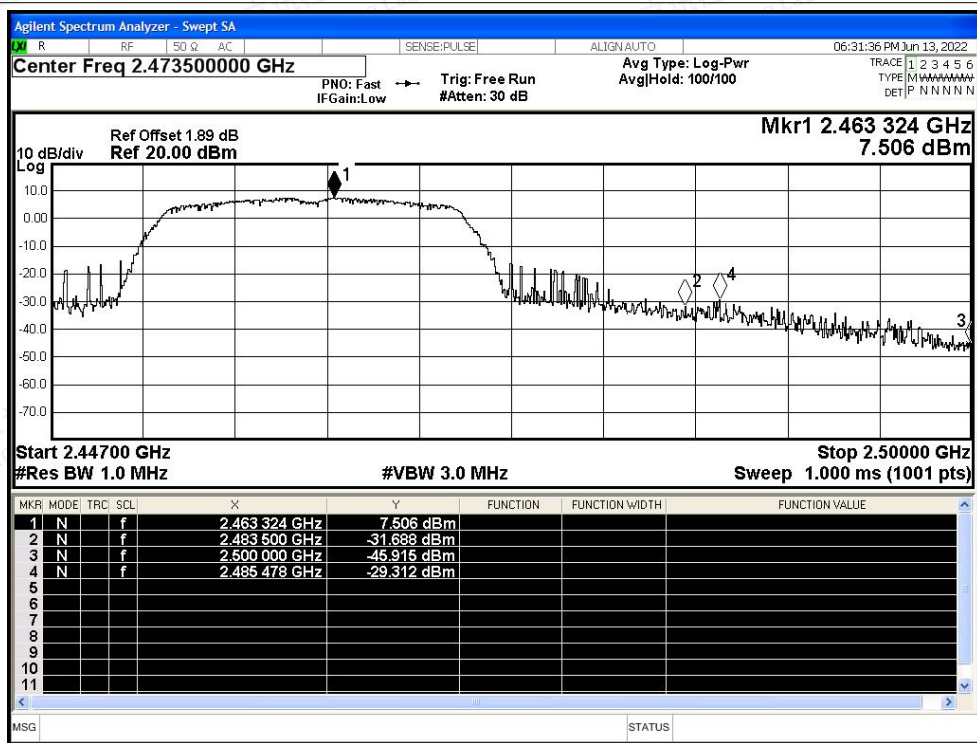


Restrict Band NVNT n20 2412MHz Ant1 Average

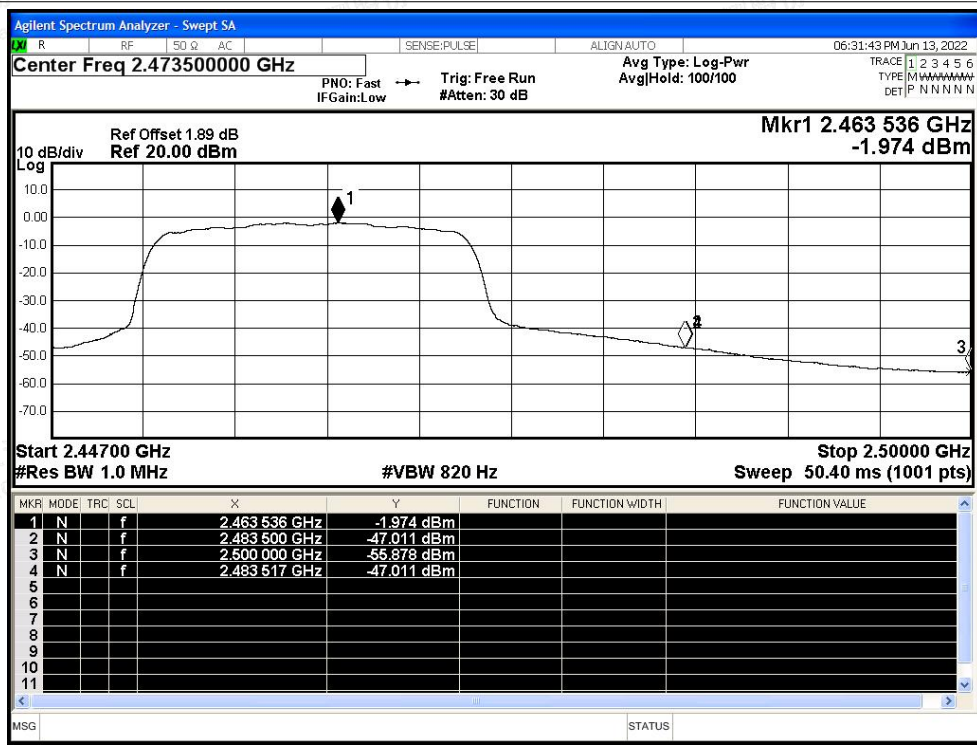




Restrict Band NVNT n20 2462MHz Ant1 Peak

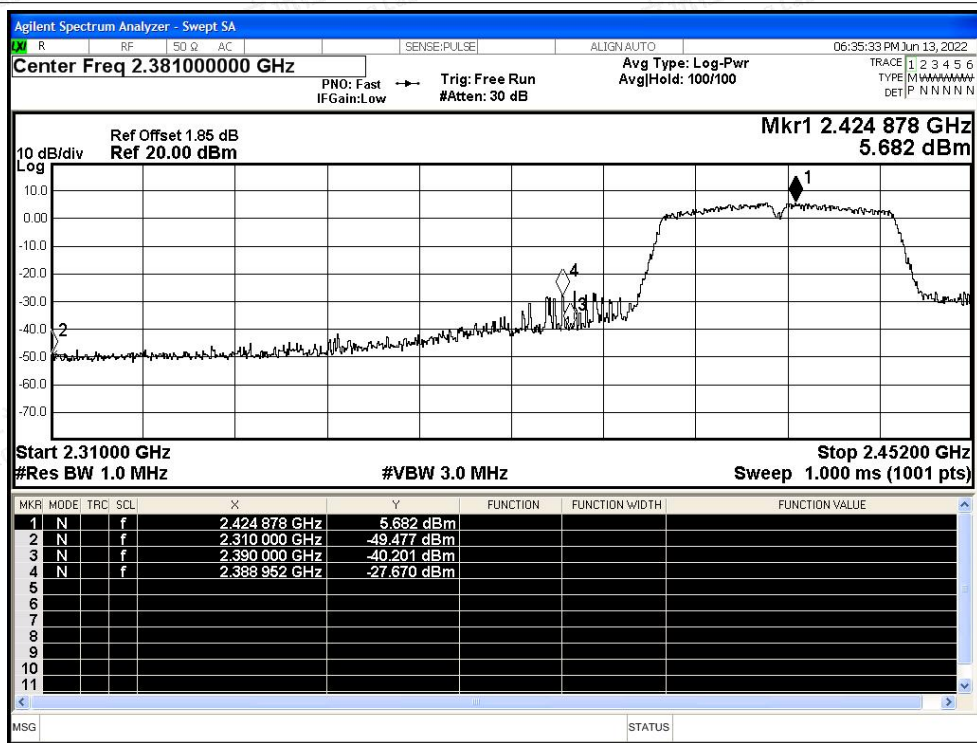


Restrict Band NVNT n20 2462MHz Ant1 Average

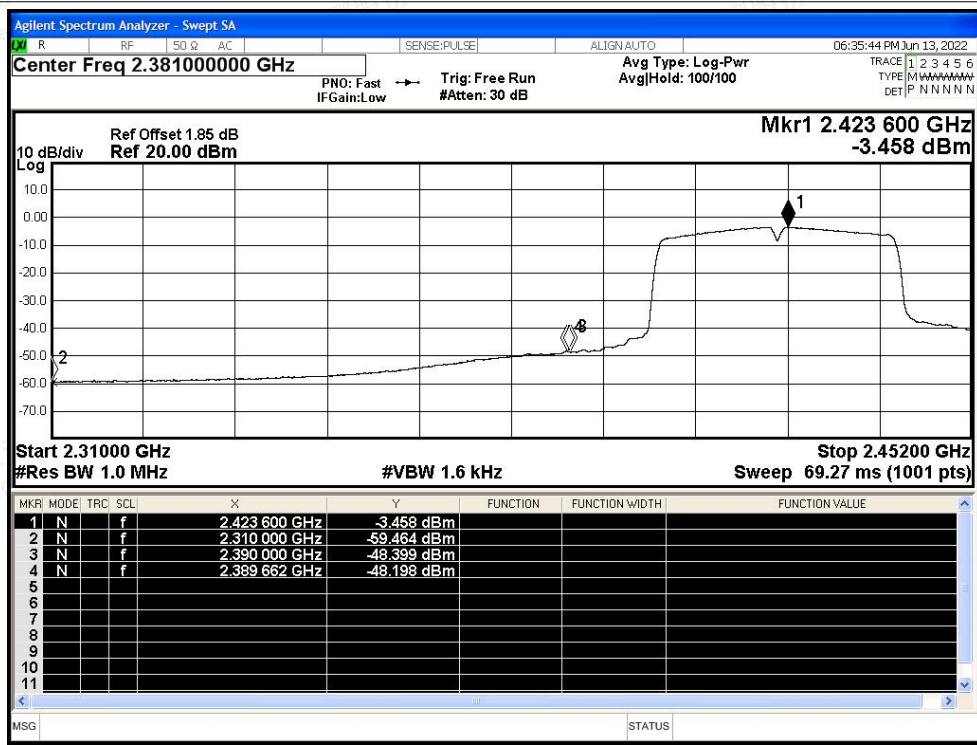




Restrict Band NVNT n40 2422MHz Ant1 Peak

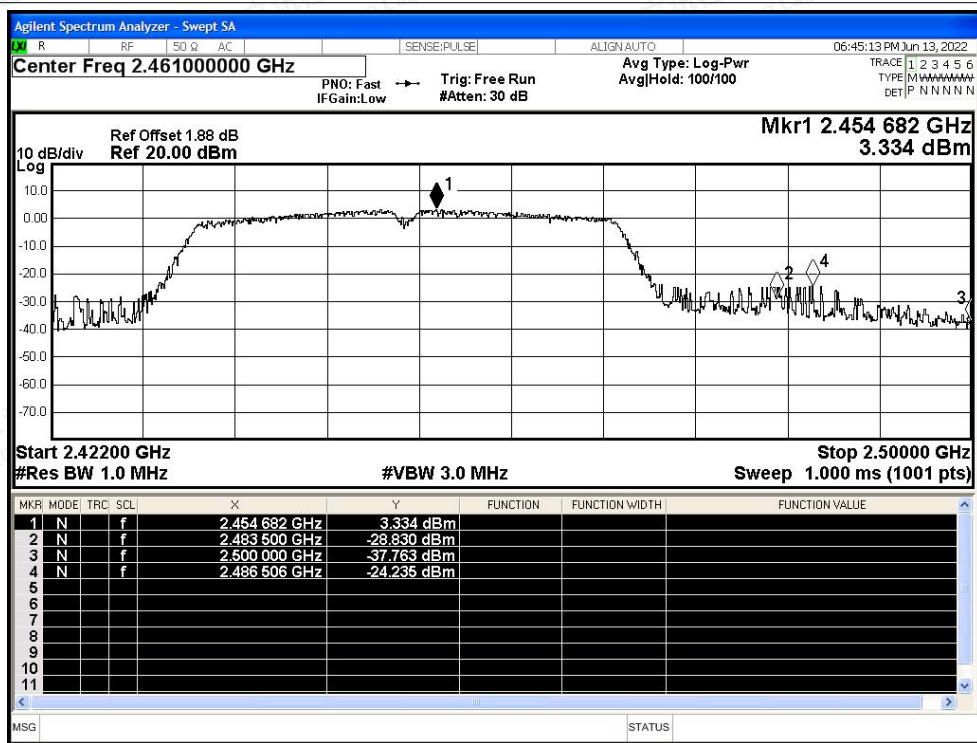


Restrict Band NVNT n40 2422MHz Ant1 Average





Restrict Band NVNT n40 2452MHz Ant1 Peak



Restrict Band NVNT n40 2452MHz Ant1 Average

