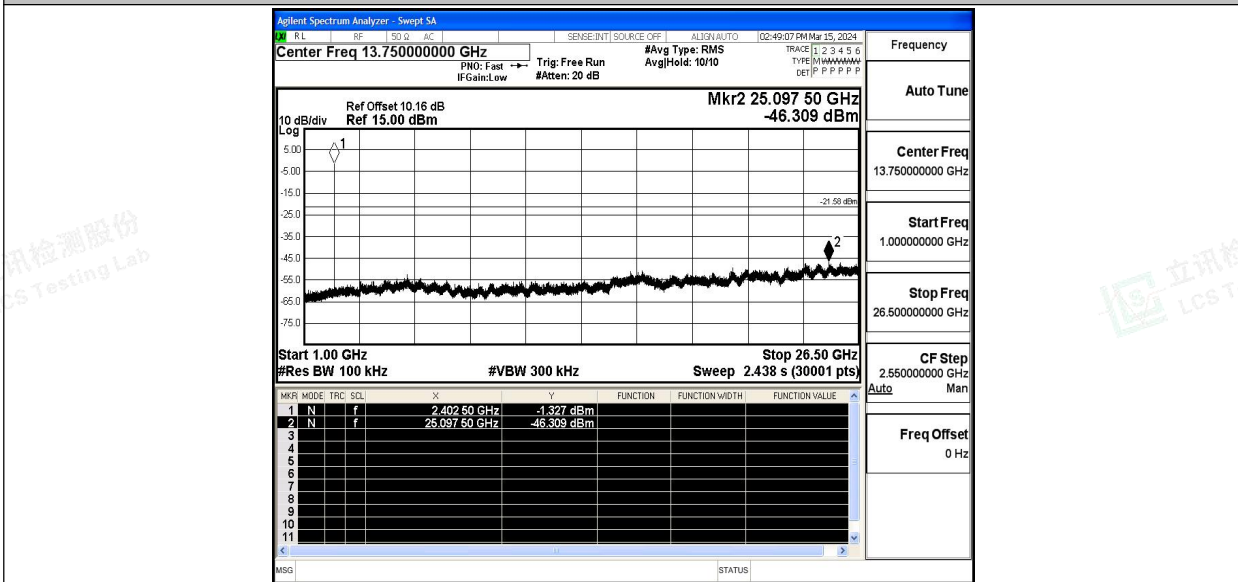
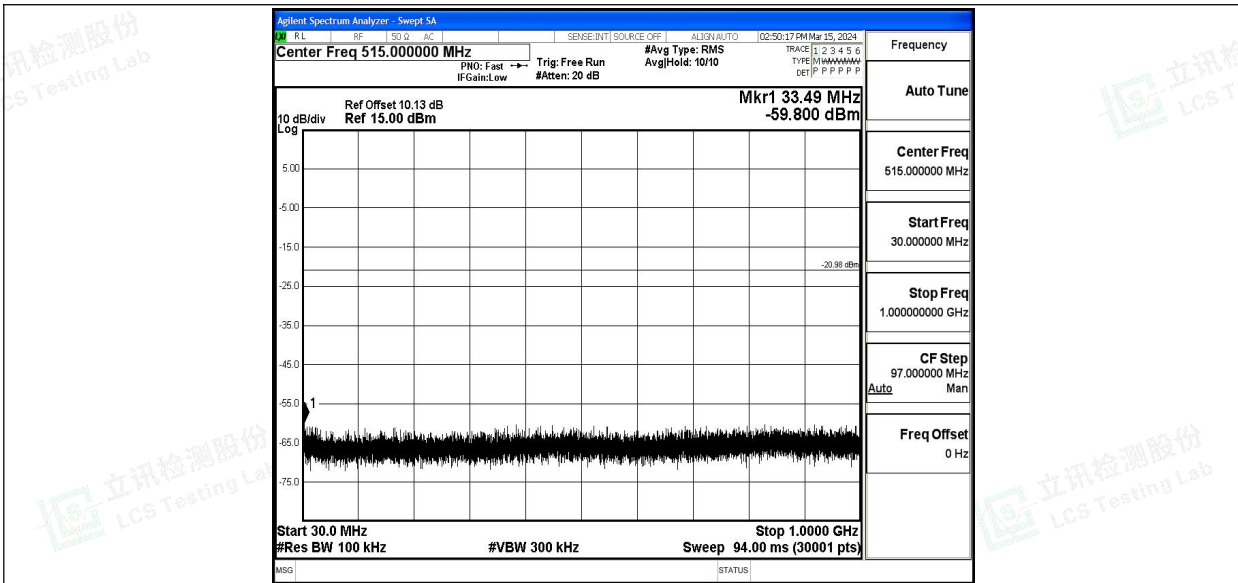


2DH5\_Ant1\_2402\_1000~26500

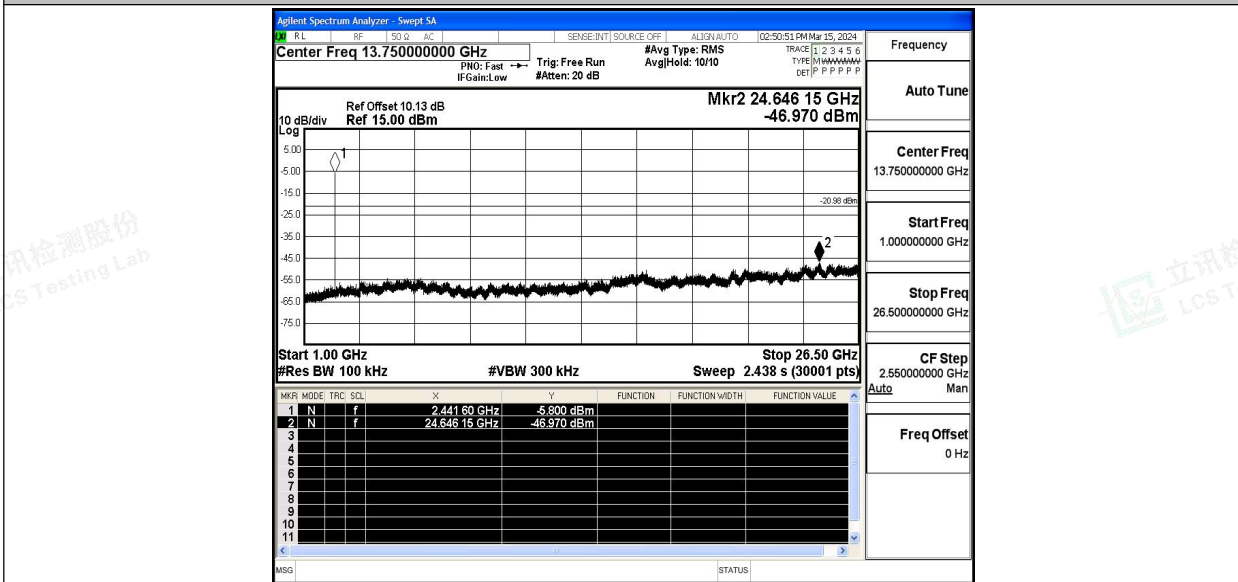


2DH5\_Ant1\_2441\_30~1000



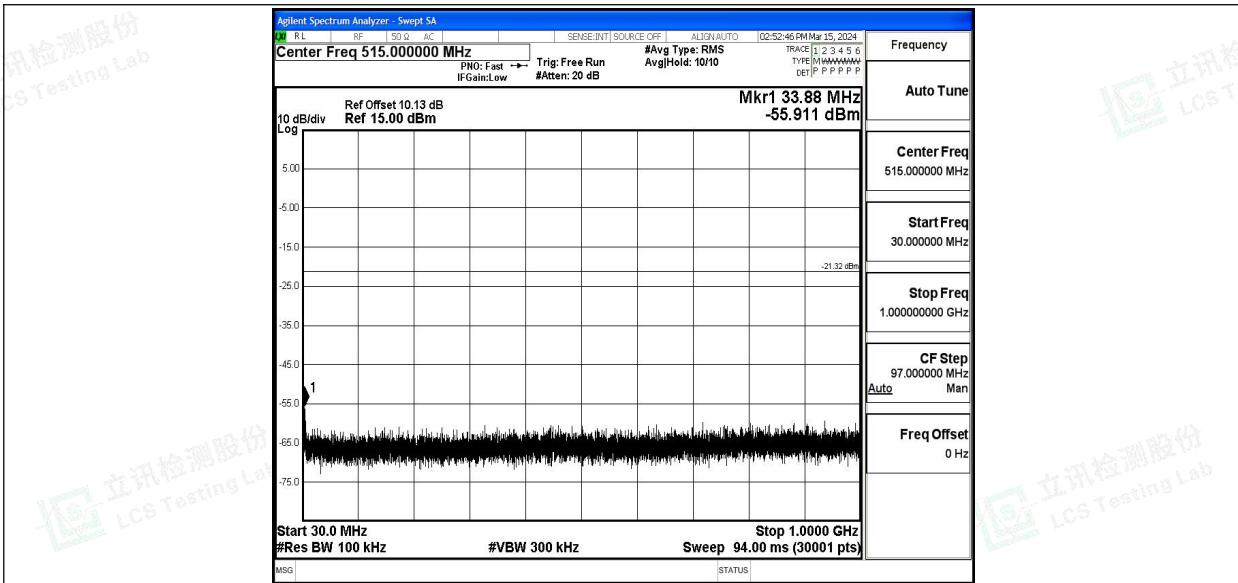


2DH5\_Ant1\_2441\_1000~26500

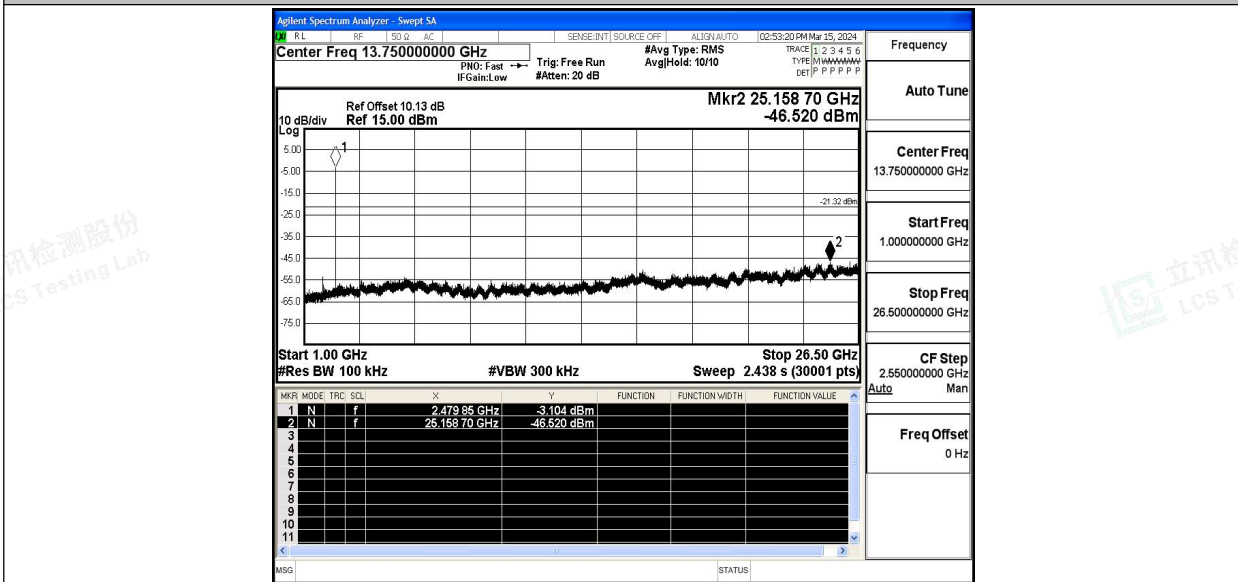


2DH5\_Ant1\_2480\_30~1000





2DH5\_Ant1\_2480\_1000~26500





### Reference Level

### Test Result

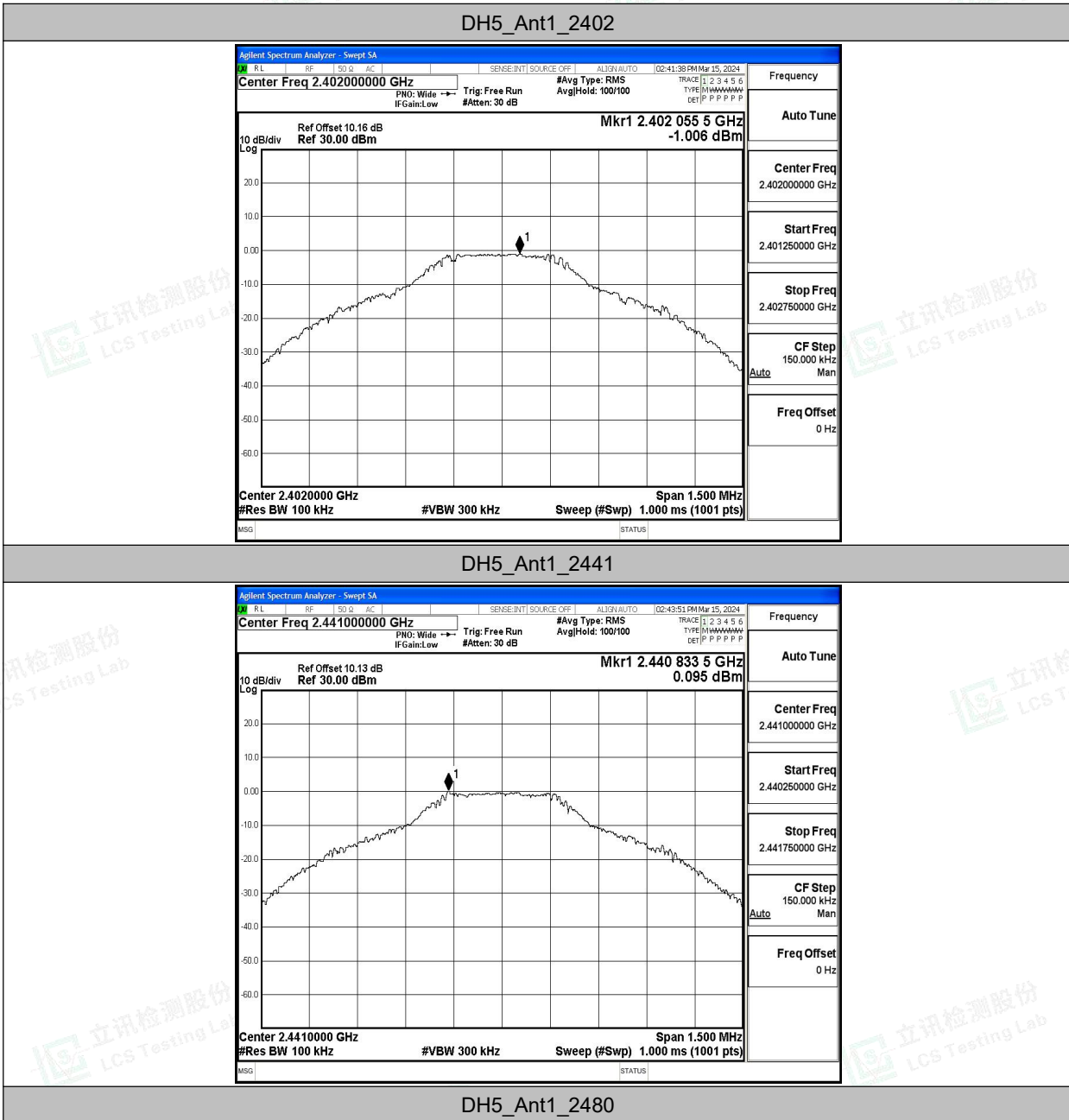
TestMode	Antenna	ChName	Frequency[MHz]	Result [dBm]	Limit [dBm]	Verdict
DH5	Ant1	2402	2402.06	-1.01	---	PASS
		2441	2440.83	0.10	---	PASS
		2480	2480.05	-0.25	---	PASS
2DH5	Ant1	2402	2401.85	-1.58	---	PASS
		2441	2441.15	-0.98	---	PASS
		2480	2480.13	-1.32	---	PASS

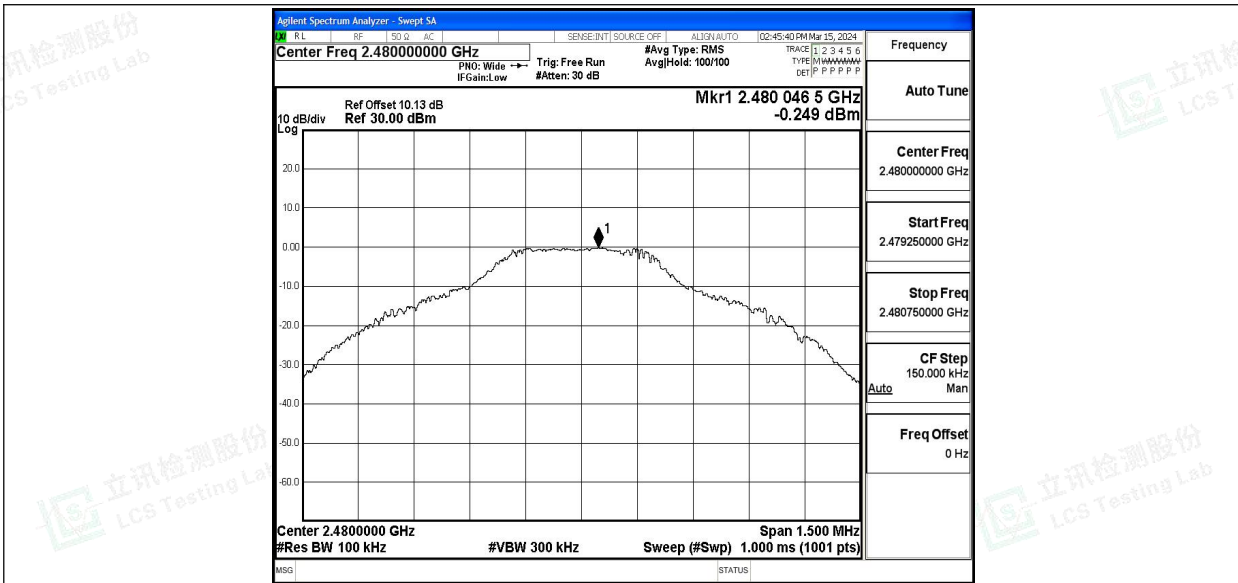


Shenzhen LCS Compliance Testing Laboratory Ltd.  
Add: 101, 201 Bldg A & 301 Bldg C, Juji Industrial Park Yabianxueziwei, Shajing Street, Baoan District,  
Shenzhen, 518000, China  
Tel: +(86) 0755-82591330 | E-mail: webmaster@lcs-cert.com | Web: www.lcs-cert.com  
Scan code to check authenticity

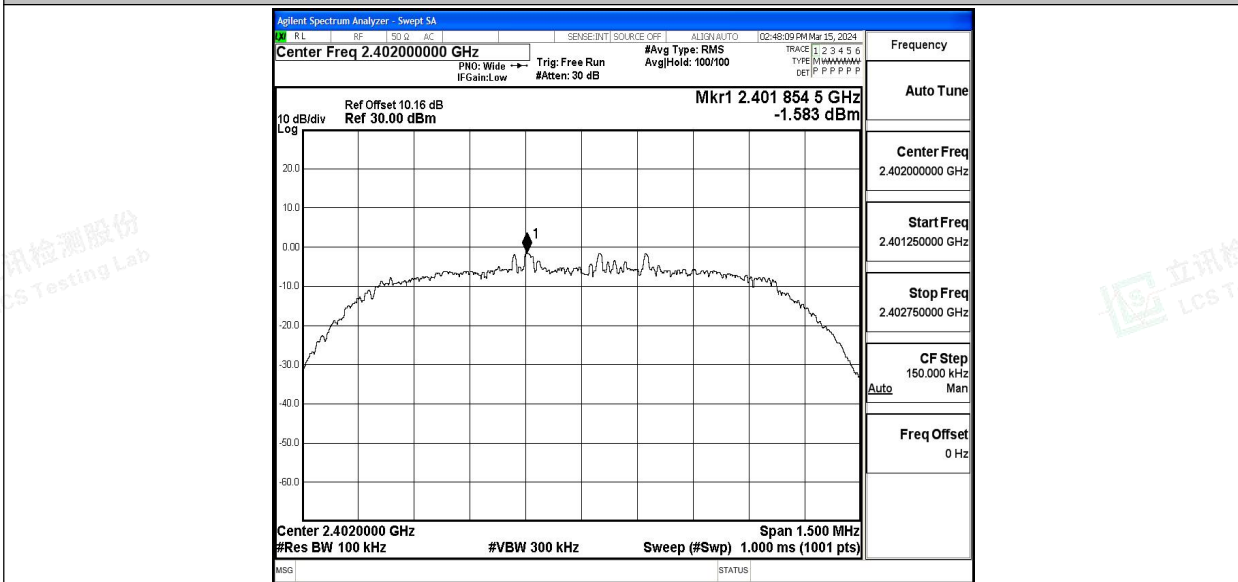


### Test Graphs



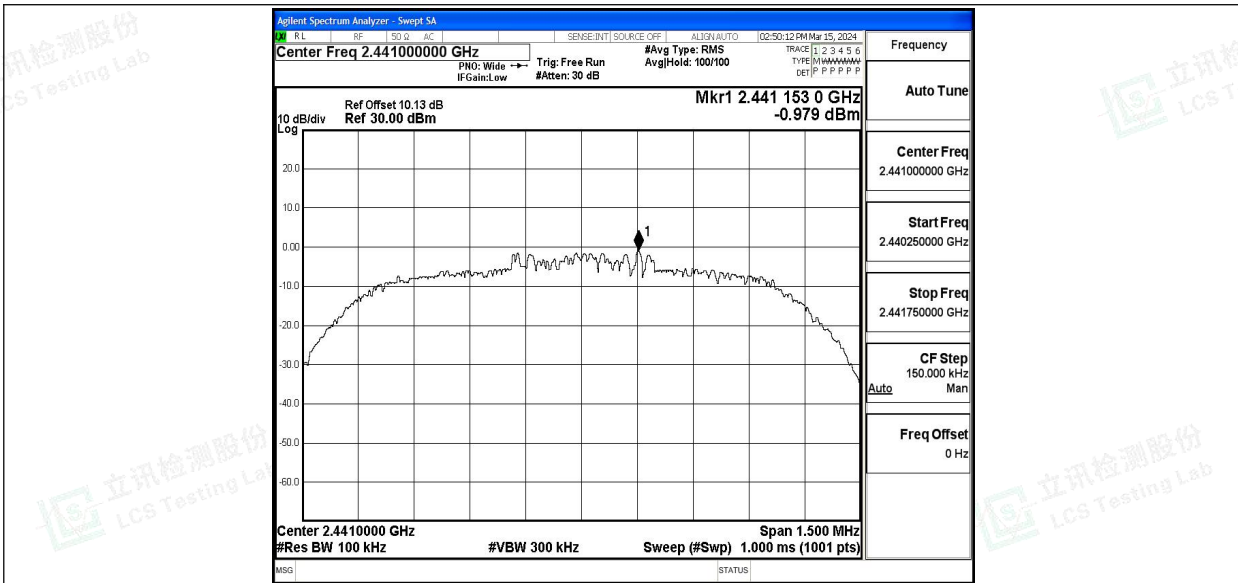


2DH5\_Ant1\_2402

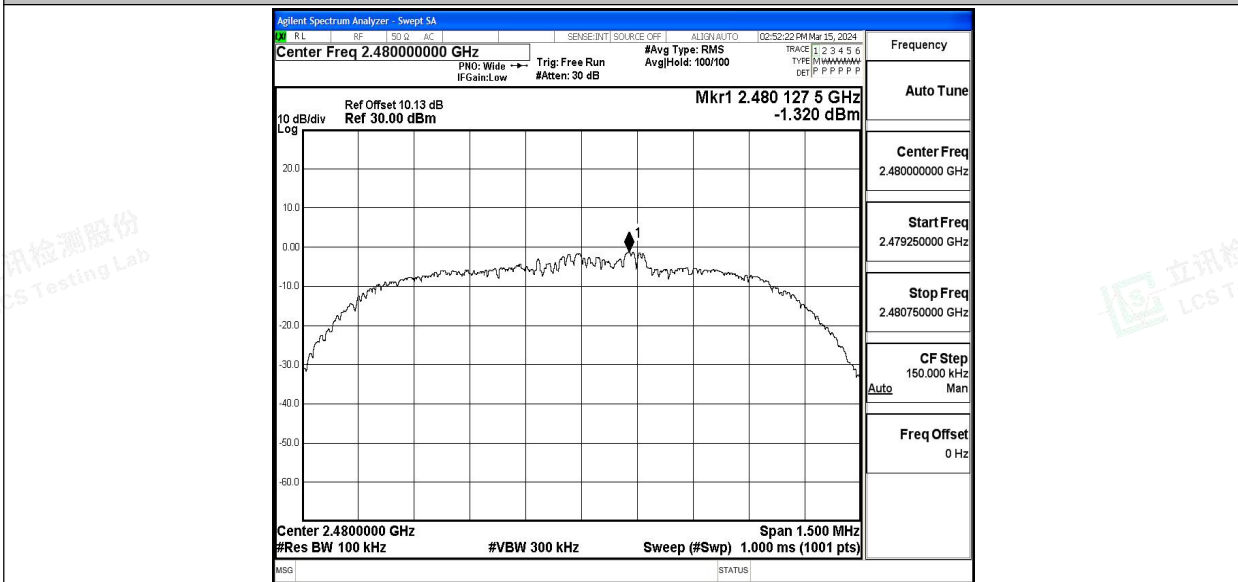


2DH5\_Ant1\_2441





2DH5\_Ant1\_2480





## A.8 Duty Cycle

### Test Result

TestMode	Antenna	Frequency[M Hz]	ON Time [ms]	Period [ms]	Duty Cycle [%]	Duty Cycle Factor[dB]	1/T Factor[kHz]
DH5	Ant1	2402	2.88	3.75	76.80	1.15	0.35
		2441	2.89	3.75	77.07	1.13	0.35
		2480	2.88	3.75	76.80	1.15	0.35
2DH5	Ant1	2402	2.88	3.75	76.80	1.15	0.35
		2441	2.88	3.75	76.80	1.15	0.35
		2480	2.89	3.75	77.07	1.13	0.35

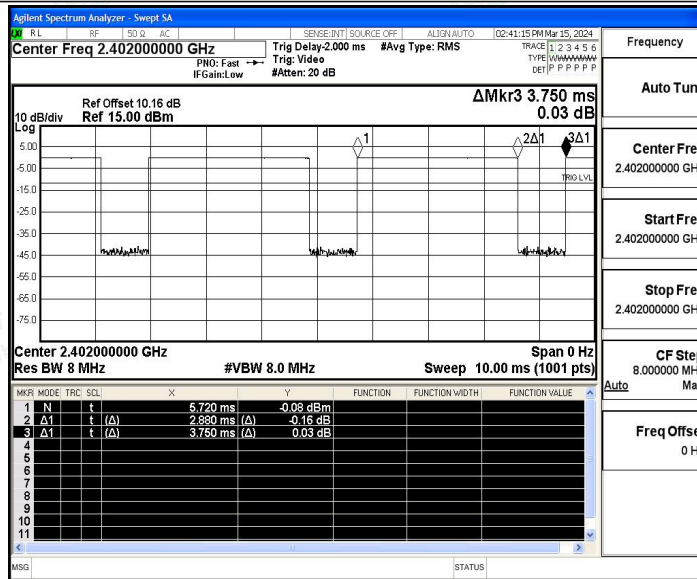




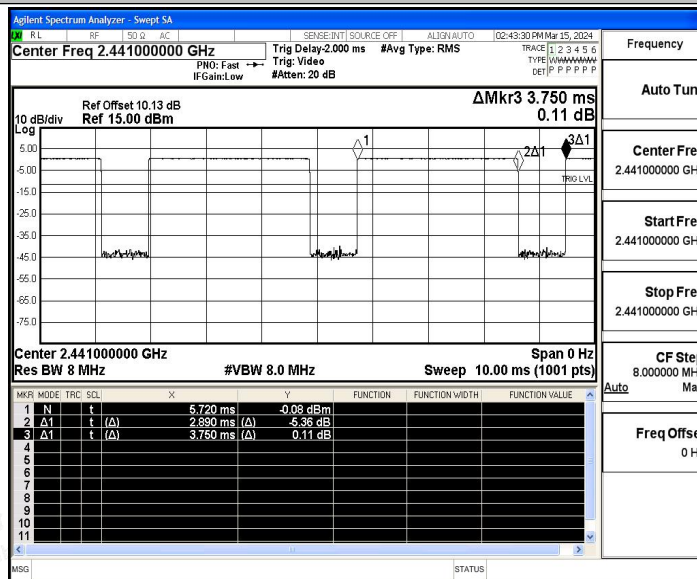


### Test Graphs

DH5\_Ant1\_2402

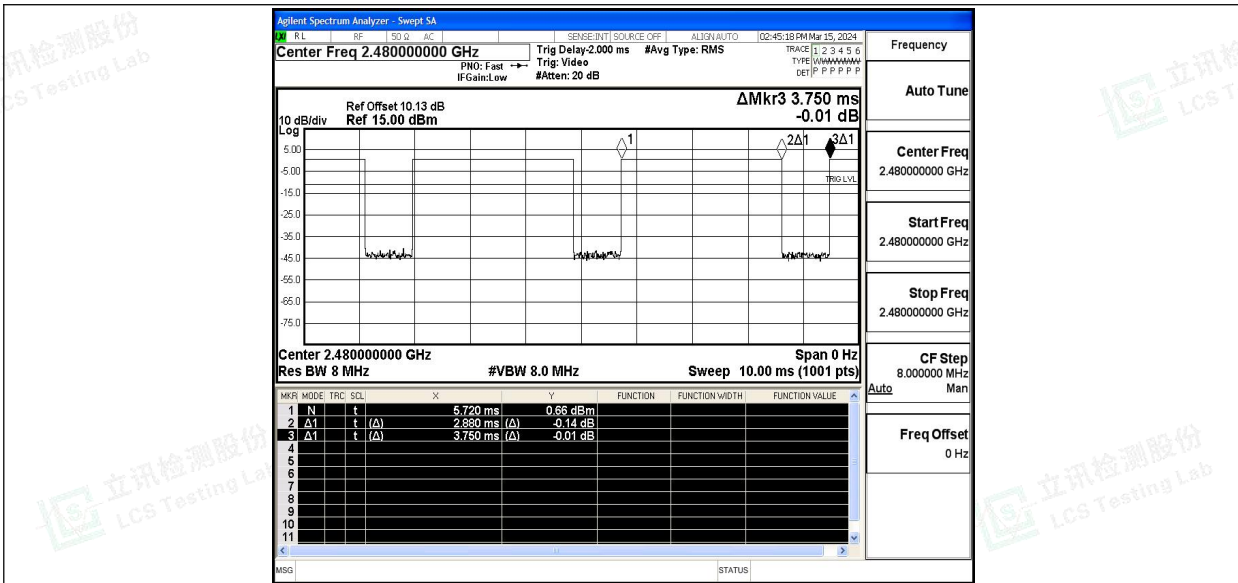


DH5\_Ant1\_2441

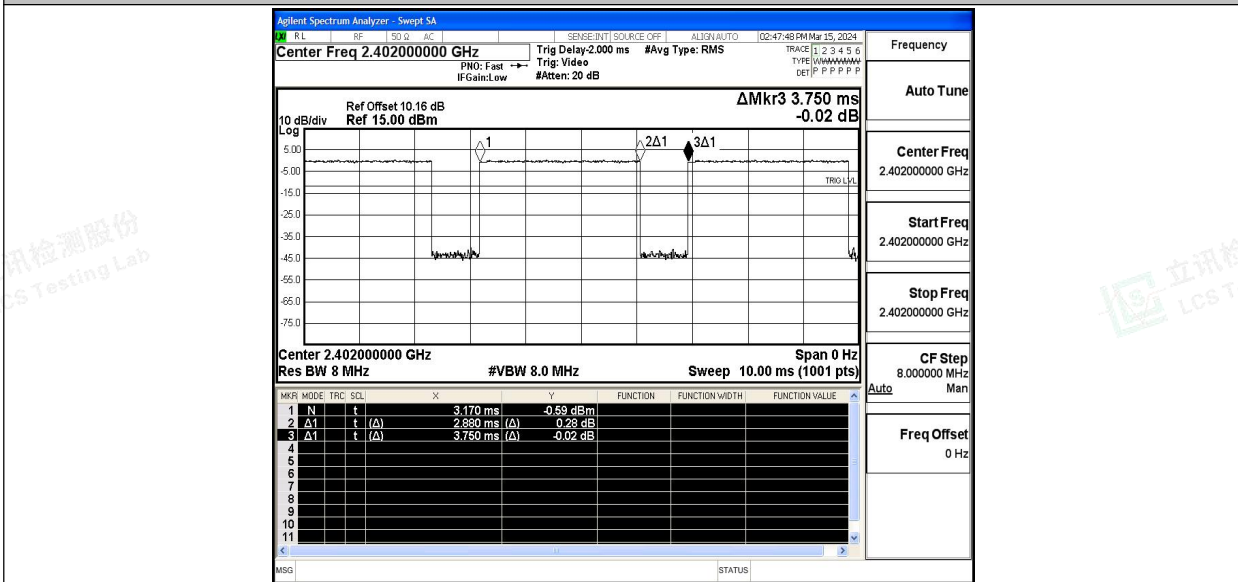


DH5\_Ant1\_2480



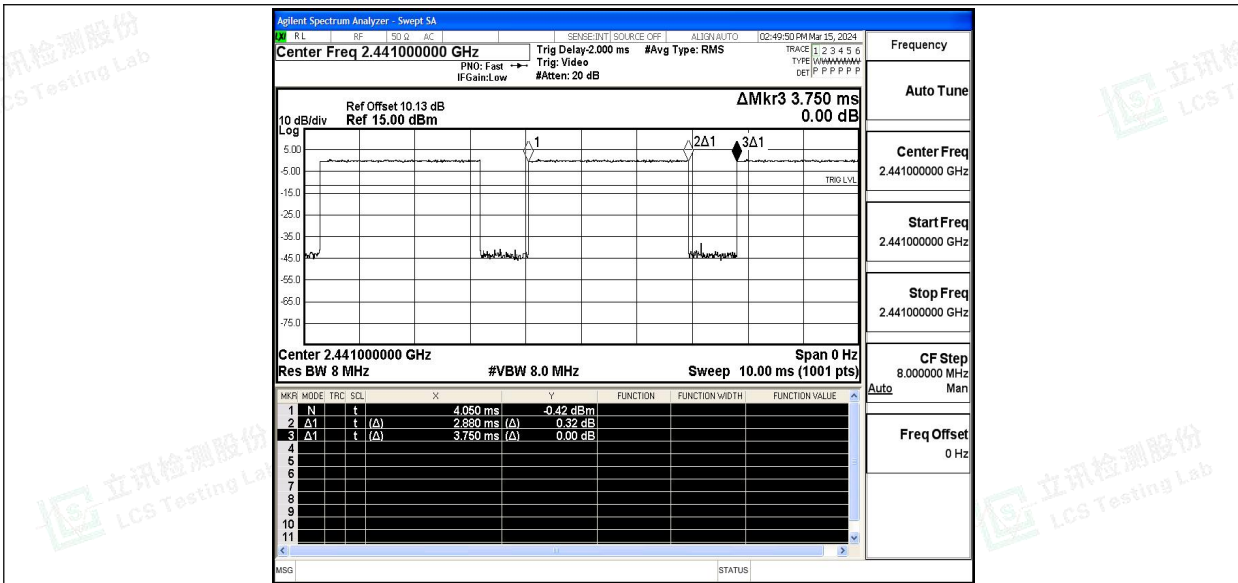


2DH5\_Ant1\_2402

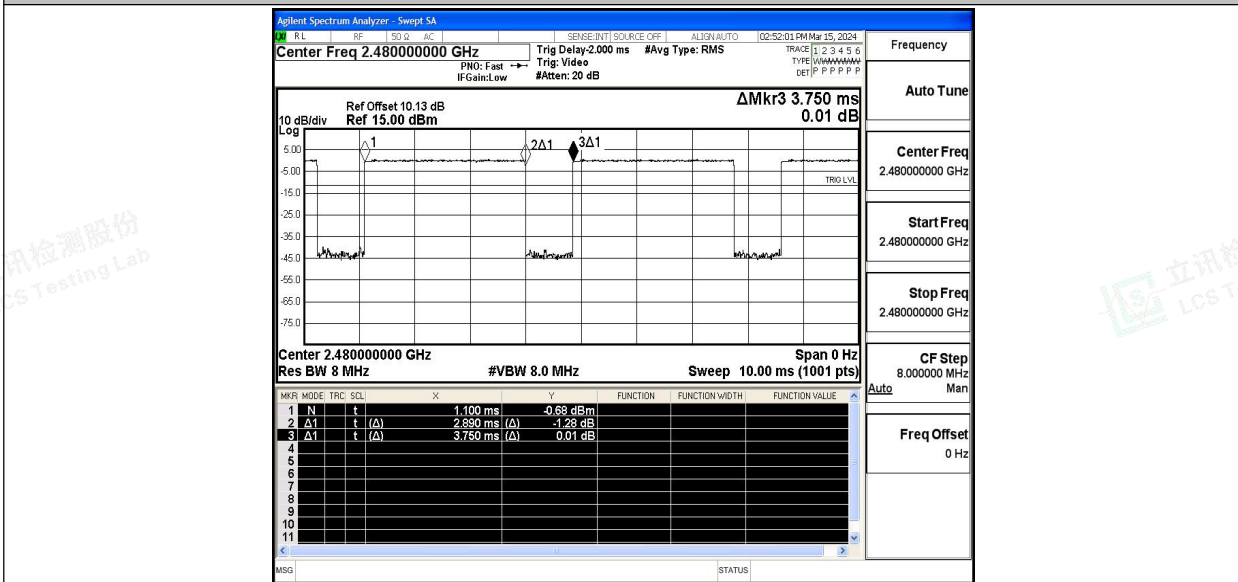


2DH5\_Ant1\_2441





2DH5\_Ant1\_2480





### A.9 Emissions in Restricted Bands

#### Test Result

TestMode	Antenna	ChName	Frequency[MHz]	Detector	Freq [MHz]	Result [dBm]	Limit [dBm]	Result [dBUV/m]	Limit [dBUV/m]	Verdict
DH5	Ant1	Low	2402	AV	2310.000	-46.86	≤-41.20	48.34	≤54	PASS
				AV	2324.675	-45.7	≤-41.20	49.50	≤54	PASS
				AV	2390.000	-46.2	≤-41.20	49.00	≤54	PASS
				Peak	2310.000	-38.26	≤-21.20	56.94	≤74	PASS
				Peak	2384.000	-36.39	≤-21.20	58.81	≤74	PASS
				Peak	2390.000	-39.66	≤-21.20	55.54	≤74	PASS
		High	2480	AV	2483.500	-46.99	≤-41.20	48.21	≤54	PASS
				AV	2498.000	-45.57	≤-41.20	49.63	≤54	PASS
				AV	2500.000	-46.63	≤-41.20	48.57	≤54	PASS
				Peak	2483.500	-39.27	≤-21.20	55.93	≤74	PASS
				Peak	2494.160	-37.27	≤-21.20	57.93	≤74	PASS
				Peak	2500.000	-39.48	≤-21.20	55.72	≤74	PASS
		Low	Hop_2402	Peak	2310.000	-40.77	≤-21.20	54.43	≤74	PASS
				Peak	2381.690	-37.28	≤-21.20	57.92	≤74	PASS
				Peak	2390.000	-39.86	≤-21.20	55.34	≤74	PASS
		High	Hop_2480	Peak	2483.500	-39.54	≤-21.20	55.66	≤74	PASS
				Peak	2496.240	-35.73	≤-21.20	59.47	≤74	PASS
				Peak	2500.000	-39.31	≤-21.20	55.89	≤74	PASS
2DH5	Ant1	Low	2402	AV	2310.000	-46.96	≤-41.20	48.24	≤54	PASS
				AV	2377.175	-45.29	≤-41.20	49.91	≤54	PASS
				AV	2390.000	-46.09	≤-41.20	49.11	≤54	PASS
				Peak	2310.000	-40.23	≤-21.20	54.97	≤74	PASS
				Peak	2337.590	-36.31	≤-21.20	58.89	≤74	PASS
				Peak	2390.000	-40.02	≤-21.20	55.18	≤74	PASS
		High	2480	AV	2483.500	-46.31	≤-41.20	48.89	≤54	PASS
				AV	2497.440	-45.22	≤-41.20	49.98	≤54	PASS
				AV	2500.000	-46.27	≤-41.20	48.93	≤54	PASS
				Peak	2483.500	-39.06	≤-21.20	56.14	≤74	PASS
				Peak	2490.720	-37.34	≤-21.20	57.86	≤74	PASS
				Peak	2500.000	-39.97	≤-21.20	55.23	≤74	PASS
		Low	Hop_2402	Peak	2310.000	-38.79	≤-21.20	56.41	≤74	PASS
				Peak	2361.740	-37.46	≤-21.20	57.74	≤74	PASS
				Peak	2390.000	-40.18	≤-21.20	55.02	≤74	PASS
		High	Hop_2480	Peak	2483.500	-39.67	≤-21.20	55.53	≤74	PASS
				Peak	2494.000	-36.64	≤-21.20	58.56	≤74	PASS
				Peak	2500.000	-39.87	≤-21.20	55.33	≤74	PASS



Shenzhen LCS Compliance Testing Laboratory Ltd.  
 Add: 101, 201 Bldg A & 301 Bldg C, Juji Industrial Park Yabianxueziwei, Shajing Street, Baoan District, Shenzhen, 518000, China  
 Tel: +(86) 0755-82591330 | E-mail: webmaster@lcs-cert.com | Web: www.lcs-cert.com  
 Scan code to check authenticity



Note:

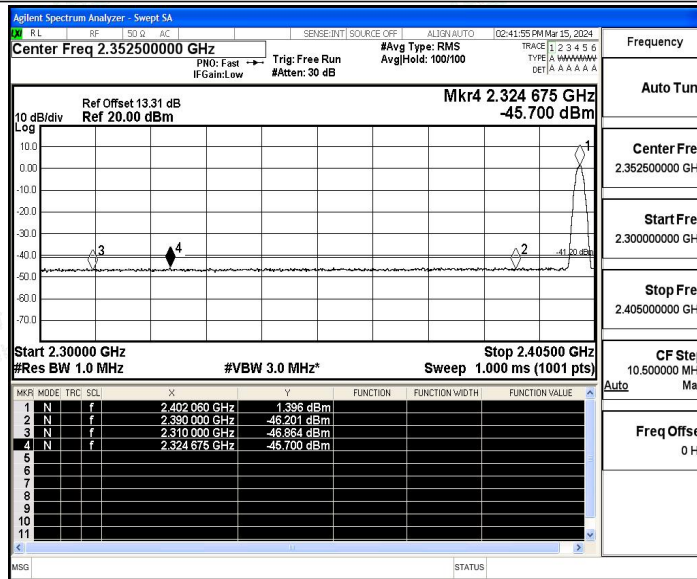
1. The Antenna Gain is compensated in the graph. The Correction Factor is compensated in the graph.
2. The limit in dBm for average detector is conversion from 54dBuV/m, according to 15.209(a). The limit in dBm for peak detector is 20dB above the limit of average detector in dBm.



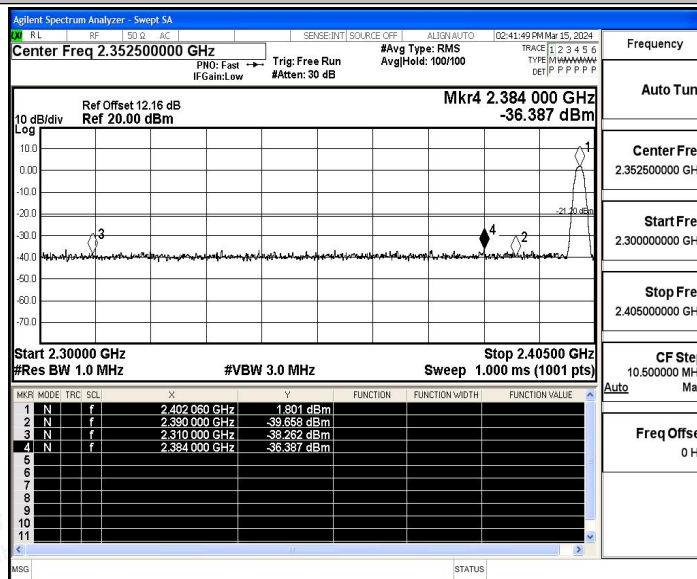


### Test Graphs

#### DH5\_Ant1\_Low\_2402\_AV

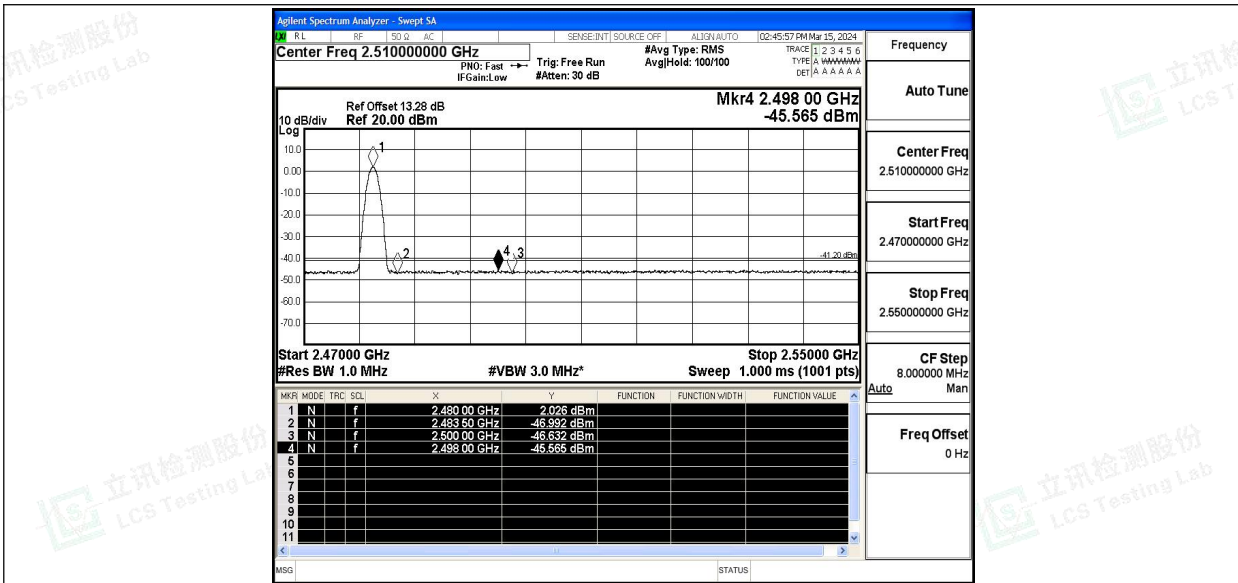


#### DH5\_Ant1\_Low\_2402\_Peak

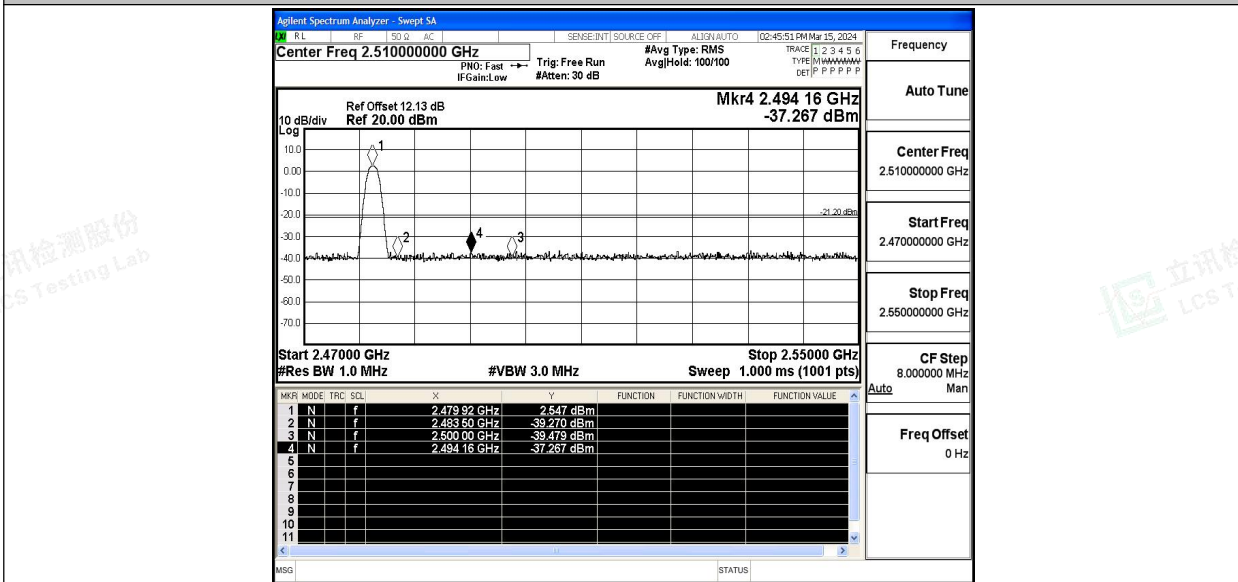


#### DH5\_Ant1\_High\_2480\_AV



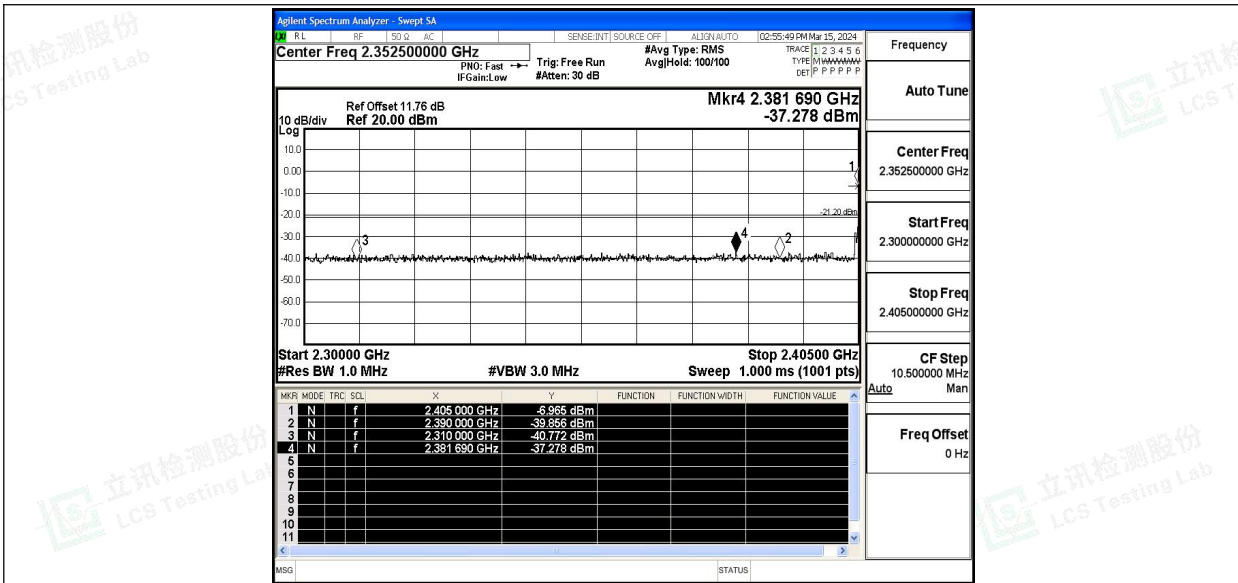


DH5\_Ant1\_High\_2480\_Peak

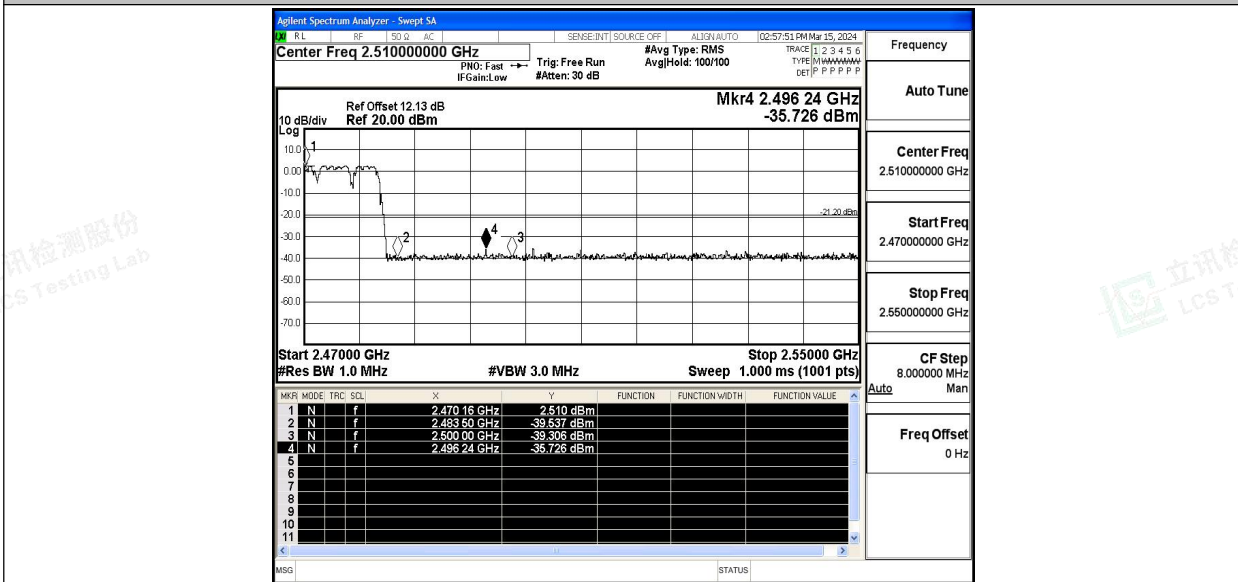


DH5\_Ant1\_Low\_Hop\_2402\_Peak





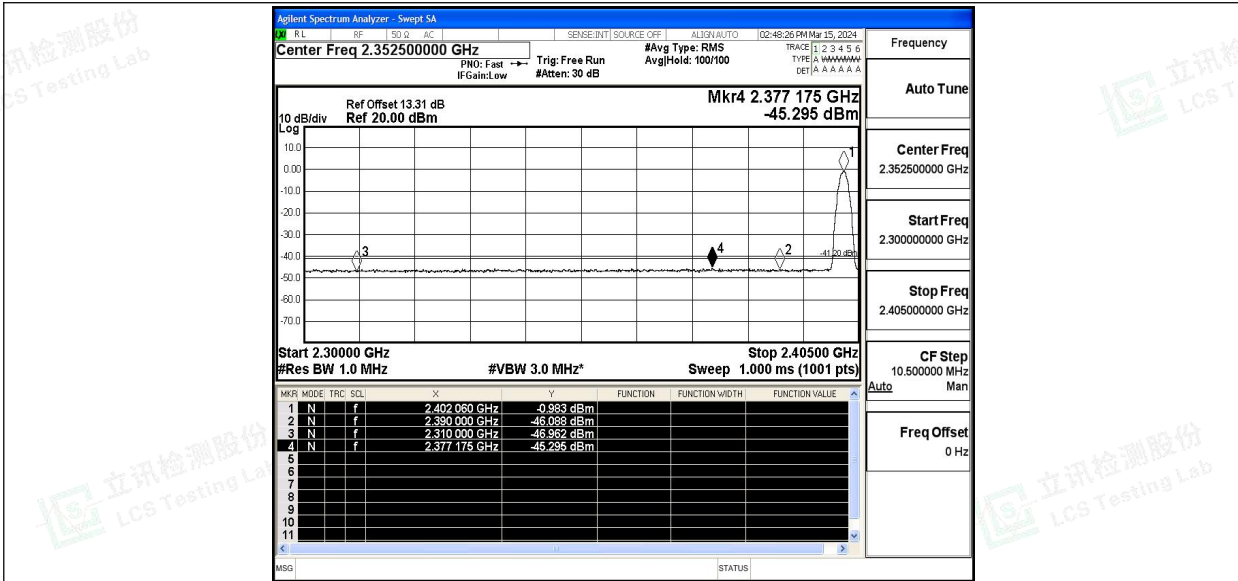
DH5\_Ant1\_High\_Hop\_2480\_Peak



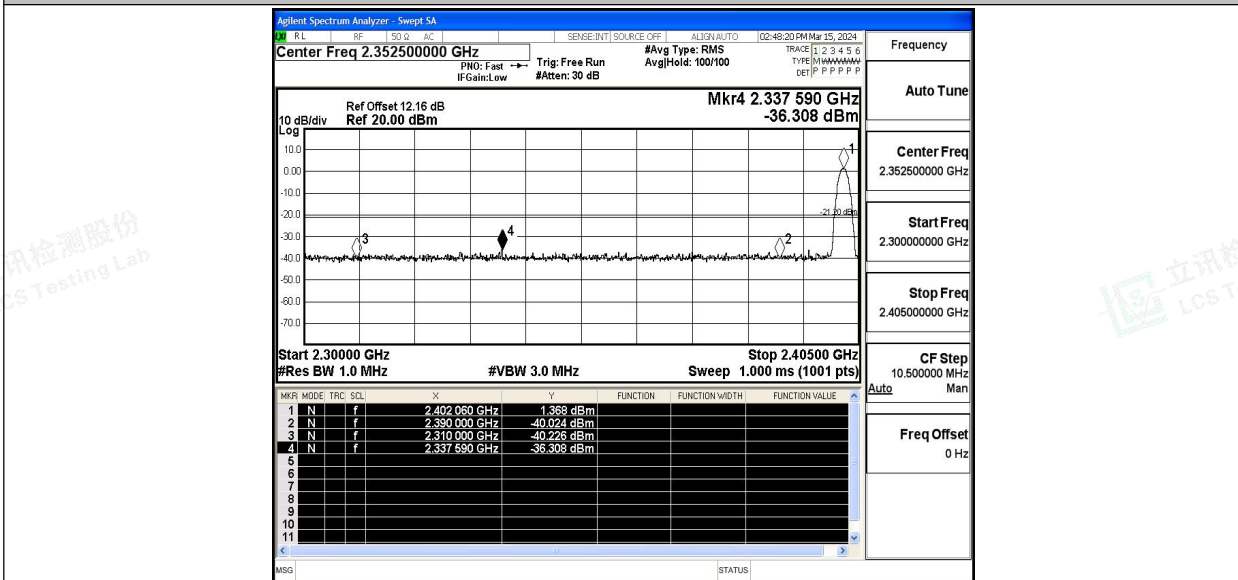
2DH5\_Ant1\_Low\_2402\_AV





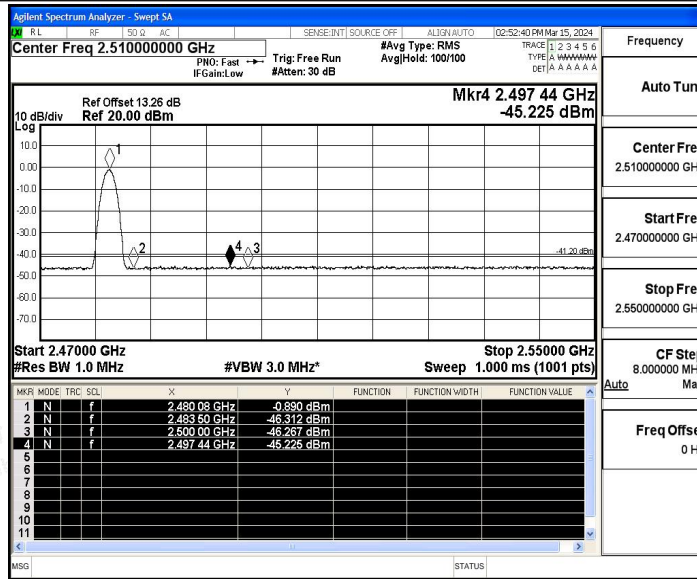


2DH5\_Ant1\_Low\_2402\_Peak

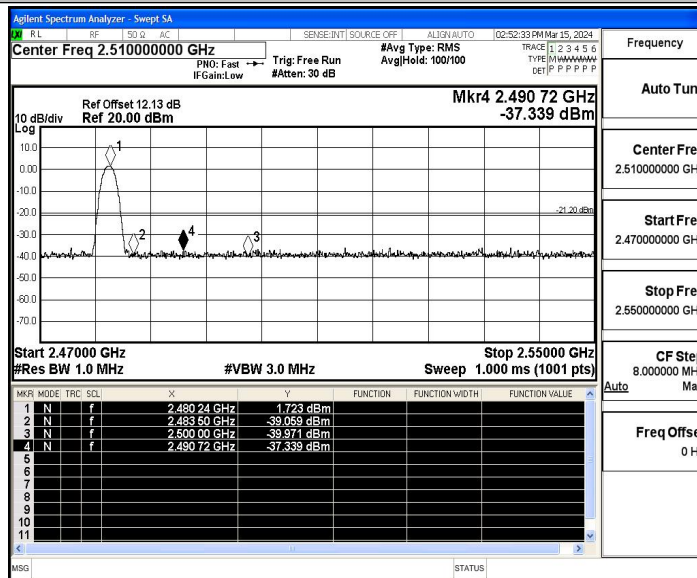


2DH5\_Ant1\_High\_2480\_AV



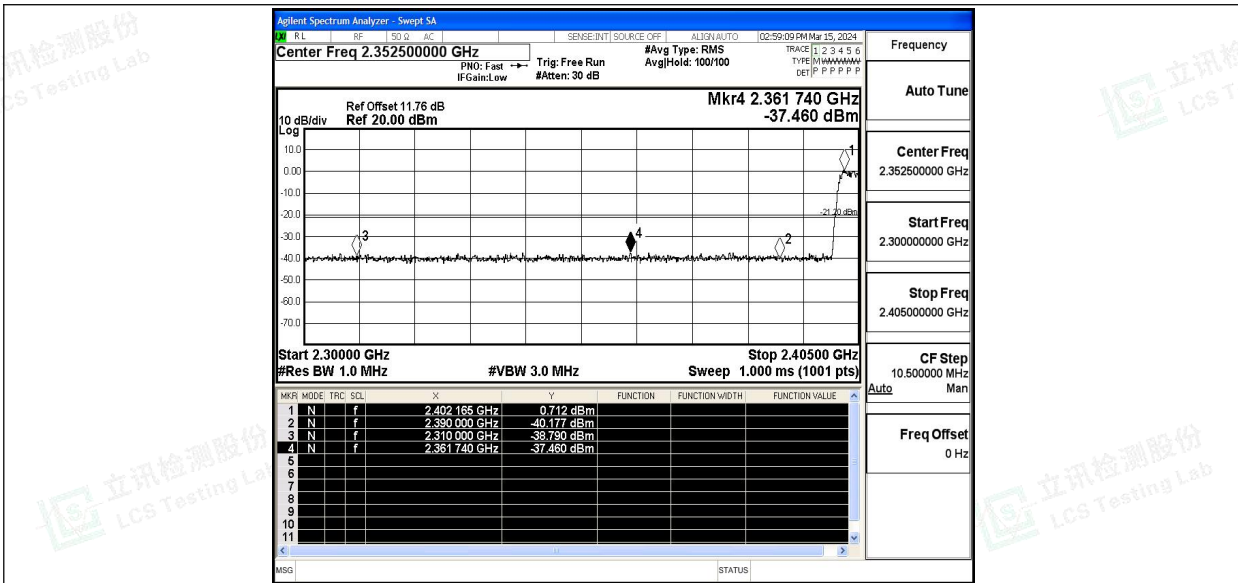


2DH5\_Ant1\_High\_2480\_Peak



2DH5\_Ant1\_Low\_Hop\_2402\_Peak





2DH5\_Ant1\_High\_Hop\_2480\_Peak

