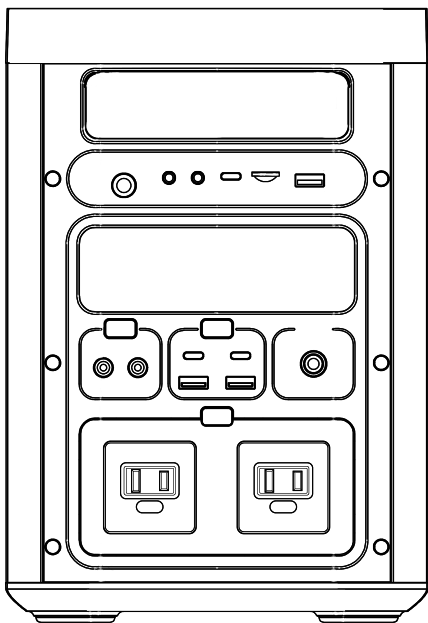


# OUTDOOR KARAOKE POWER SUPPLY K300

## OPERATING MANUAL




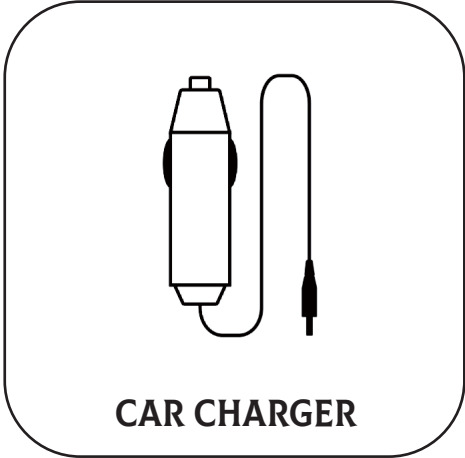
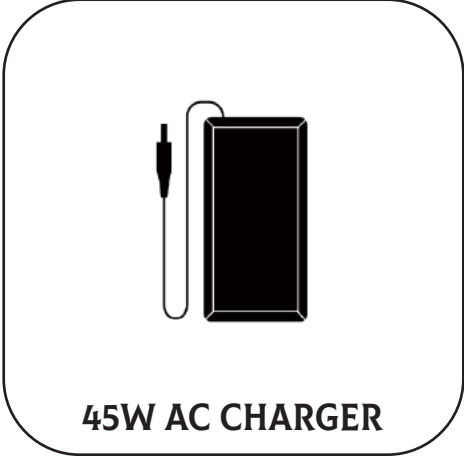
- PRODUCT AND ACCESSORIES
- HOW TO CHARGE THE POWER
- APPLICATION METHOD OF AC OUTPUT
- HOW TO OPERATE DC OUTPUT
- INTRODUCTION TO PRODUCT FUNCTION
- INTRODUCTION TO PRODUCT INTERFACE
- OPERATING INSTRUCTIONS
- SOUND OPERATION INSTRUCTION
- OPERATING INSTRUCTIONS OF REMOTE CONTROLLER
- PARAMETER DESCRIPTIONS
- PRECAUTIONS
- PRODUCT WARRANTY



**CONNECT POWER TO  
CHARGE OUTDOOR  
POWER SUPPLY**

**THE MANUAL IS USED TO GUIDE HOW TO  
USE THE PRODUCT. IN CASE OF ANY PROBLEM  
IN OPERATION, PLEASE CONTACT US.**

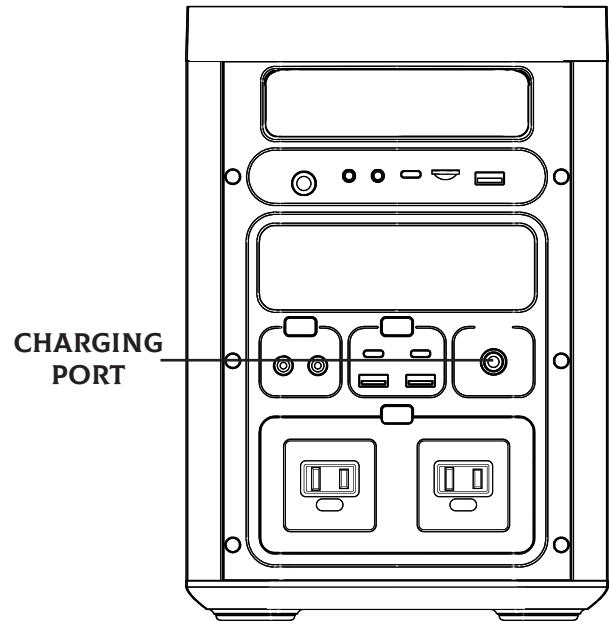
# PRODUCT AND ACCESSORIES



# HOW TO CHARGE THE POWER

UPON DELIVERY OF PRODUCT, THERE SHALL BE ABOUT 50% ELECTRIC QUANTITY. YOU COULD IMMEDIATE OPERATE THE PRODUCT AFTER RECEIVING. WE SUGGEST THAT THE PRODUCT SHALL BE OPERATED AFTER BEING FULLY CHARGED.

1. THE SUPPORT COULD BE OPERATED WHEN BEING CHARGED. THE PRODUCT OUTPUT SHALL BE SWITCHED OFF DURING ITS FIRST CHARGE AS SUGGESTED.
2. THE AC ADAPTER IS ADOPTED. THE AC SOCKET IS INSERTED INTO THE MAINS AC SOCKET, AND THE DC HEAD IS INSERTED INTO THE POWER CHARGING PORT.
3. THE PRODUCT SUPPORTS THE DC INPUT, WITH INPUT VOLTAGE OF 12V-30V (SOLAR CHARGE AND CAR CHARGER: TROLLEY/RECREATIONAL VEHICLE). 3 KINDS OF INPUTS ADOPT THE SAME CHARGING PORT FOR CHARGING.
4. LCD DISPLAYS 100%, WHICH MEANS FULL CHARGE.



## CHARGING TIME



AC ADAPTER

FULLY CHARGED IN ABOUT 6 HOURS



CAR CHARGER

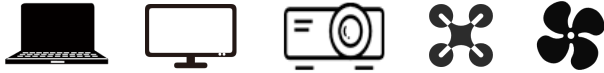
12V TROLLEY FOR ABOUT 4.5 HOURS.  
24V RECREATIONAL VEHICLE FOR ABOUT 3 HOURS.



100W SOLAR ENERGY CHARGE FOR ABOUT 6-8 HOURS.

NEEDING TO SEPARATELY MATCH (UNDER THE CONTINUOUS EXPOSURE TO STRONG SUNLIGHT)

## APPLICATION METHOD OF AC OUTPUT

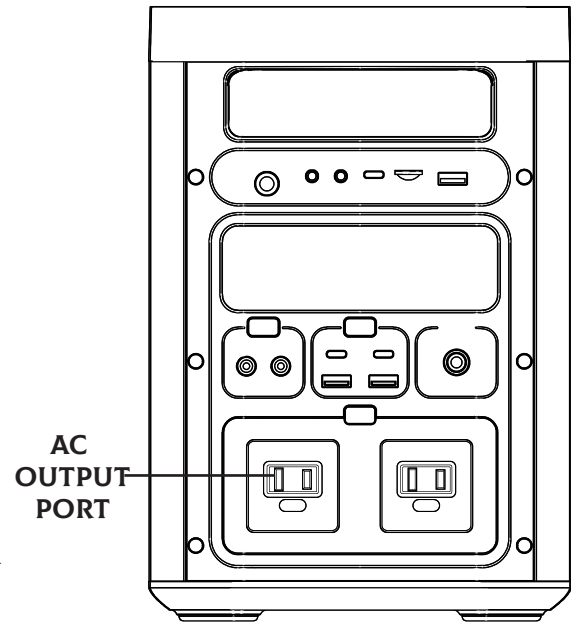


IT IS APPLICABLE TO THE PROJECTOR, CAMERA, LAPTOP, TELEVISION, UVA, FAN, ETC.

1. KEEP LONG PRESS OF AC SWITCH FOR THREE SECONDS FOR SWITCHING ON/OFF AC. WHEN THE AC OUTPUTS FOR 1 HOUR CONTINUOUSLY AND THE EXTERNAL ZERO LOAD IS DETECTED, THE PRODUCT IS AUTOMATICALLY OFF; SYSTEM DEFAULTS TIME.

2. INSERT THE EQUIPMENT POWER SUPPLY SOCKET INTO THE PRODUCT'S AC OUTPUT PORT. UPON AC OUTPUT, PRODUCT WOULD GENERATE HEAT, AND THE BUILT-IN COOLING FAN WOULD AUTOMATICALLY START TO EXHAUST AIR, WHICH IS NORMAL.

IF PRODUCT LOAD IS MORE THAN 300W, AFTER LONG-TIME RUNNING, IT WOULD GENERATE OVERLOAD PROTECTION AND AUTOMATICALLY SWITCH OFF OUTPUT.



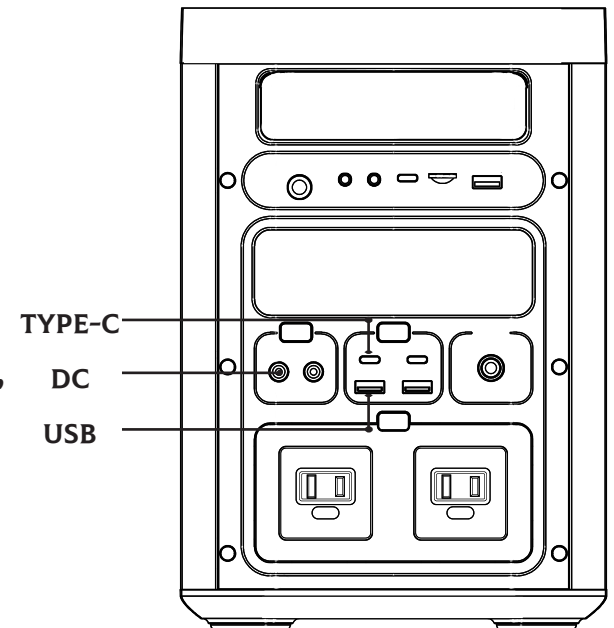
IT IS APPLICABLE TO THE EQUIPMENT OF LESS THAN 300W

## HOW TO OPERATE DC OUTPUT



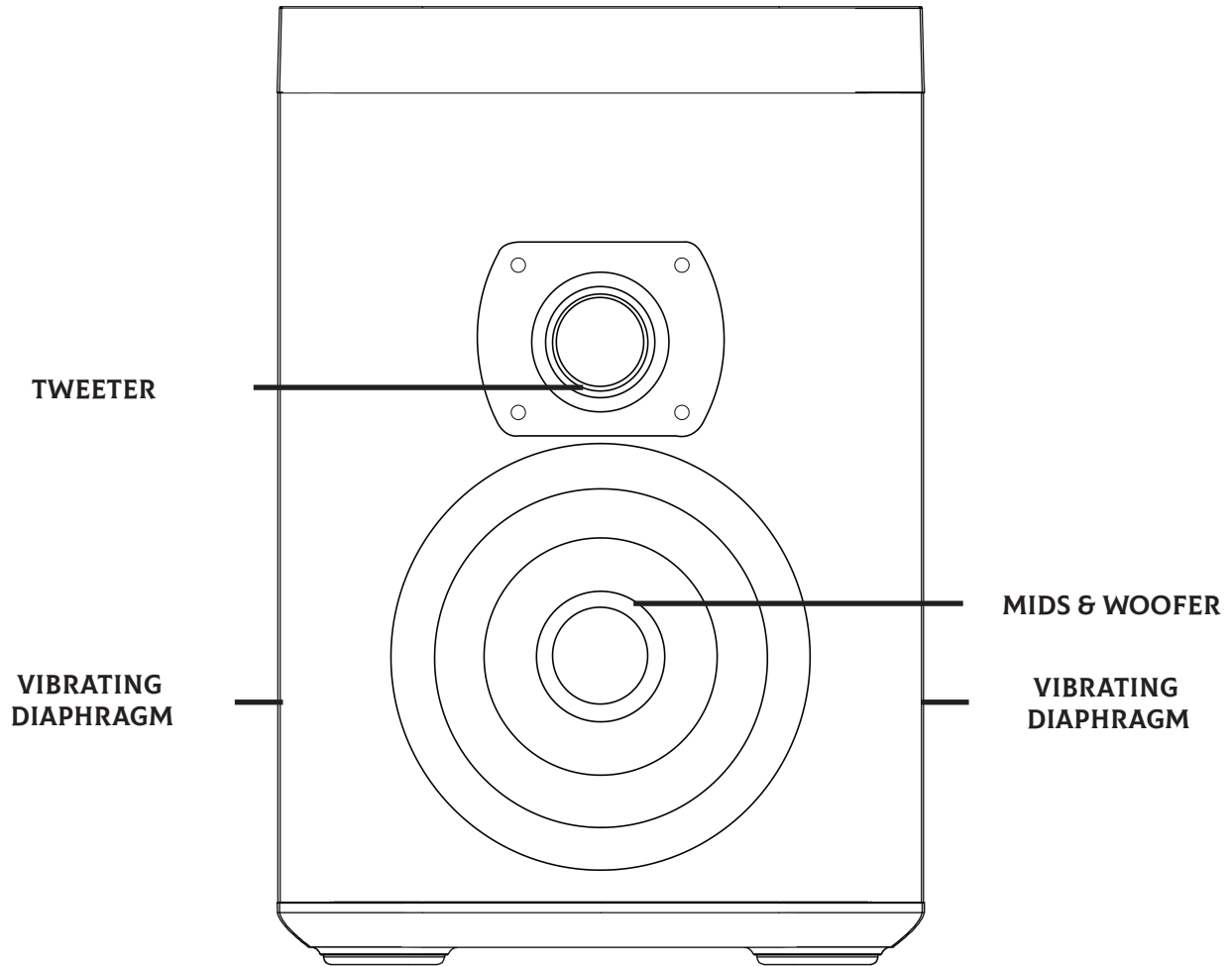
IT IS APPLICABLE TO THE MOBILE PHONE, TABLET COMPUTER, CAR REFRIGERATOR, LED LAMP, ETC.

1. KEEP LONG PRESS OF DC SWITCH FOR THREE SECONDS FOR SWITCHING ON/OFF DC. UPON OUTPUT OF PLUG SPECIFICATION DC552112V, PLEASE CONFIRM THAT THE POWER SUPPLY VOLTAGE OF EXTERNAL EQUIPMENT IS 12V, OTHERWISE, THE EQUIPMENT WOULD BE DAMAGED, AND OUR COMPANY DOESN'T UNDERTAKE RESPONSIBILITIES.
2. KEEP LONG PRESS OF USB SWITCH FOR 3 SECONDS TO SWITCH ON/OFF USB.  
THE TYPE-C IS APPLICABLE TO CHARGING THE MOBILE PHONE, TABLET COMPUTER AND LAPTOP.  
THE USB APPLICABLE TO CHARGING MOBILE PHONE.

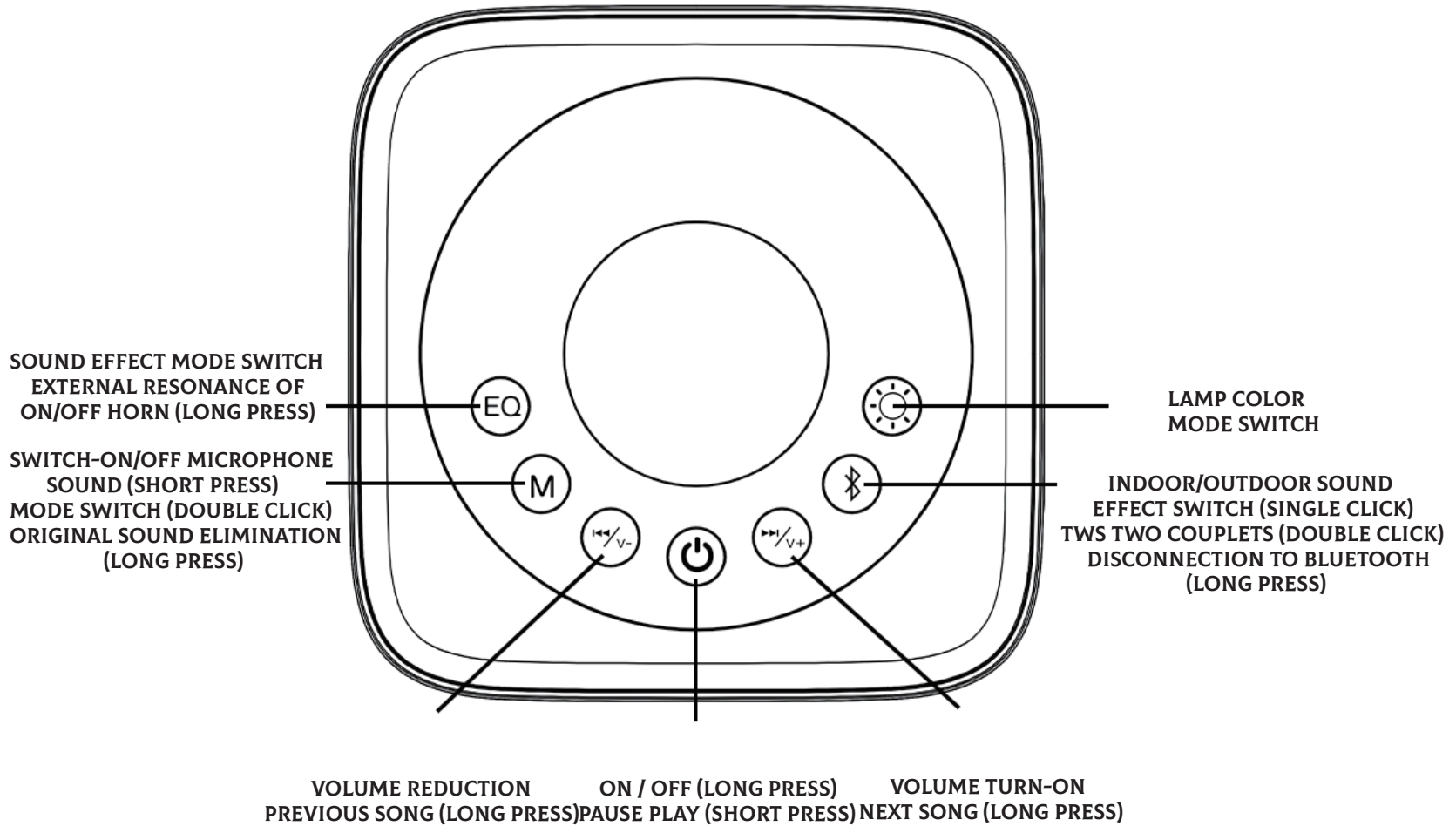


# INTRODUCTION TO PRODUCT FUNCTION

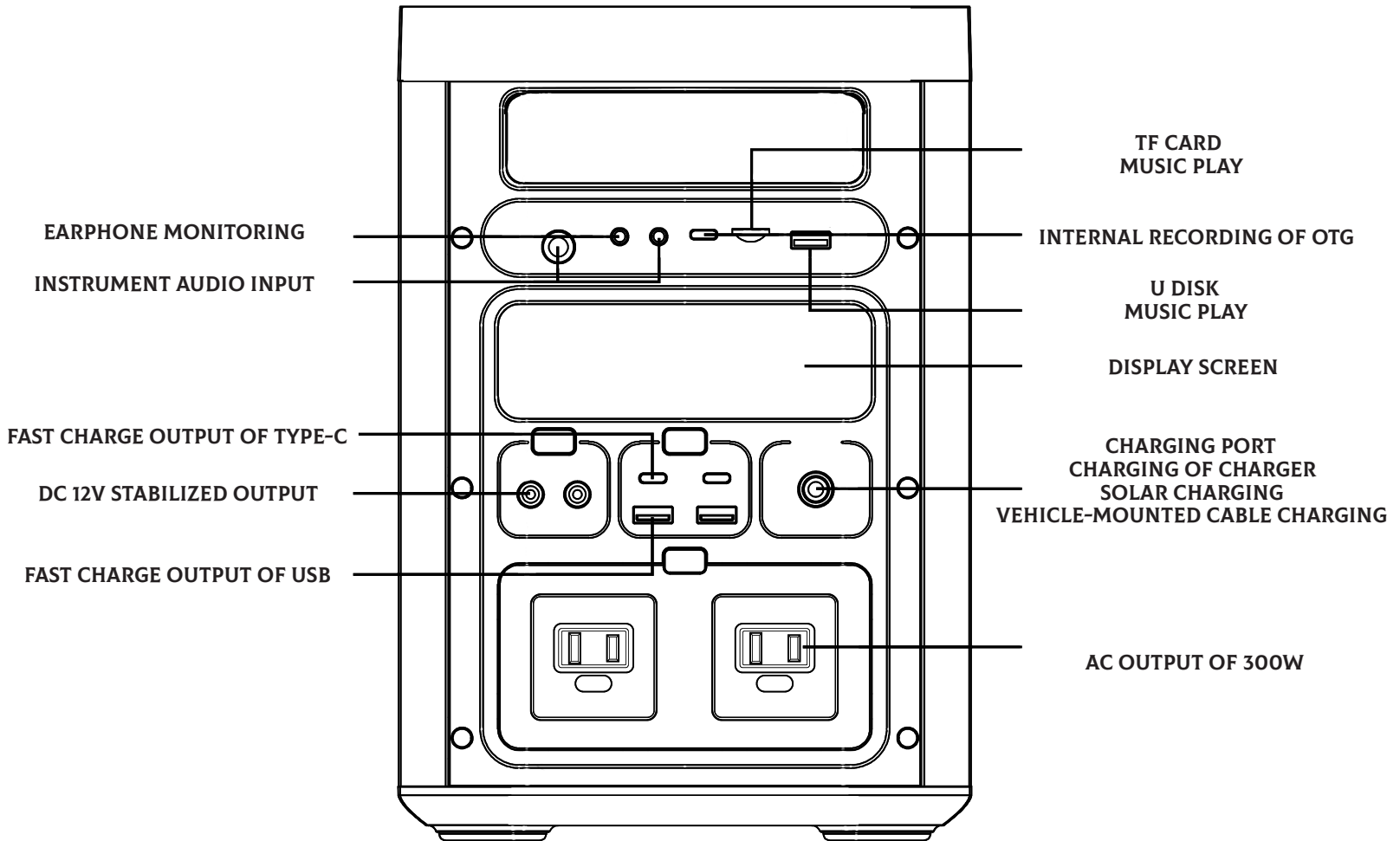
---



# INTRODUCTION TO PRODUCT FUNCTION



# INTRODUCTION TO PRODUCT INTERFACE





# OPERATING INSTRUCTIONS

---

## FUNCTION OPERATION INSTRUCTIONS

---

**EQ:** KEEP SHORT PRESS OF SOUND EFFECT MODE FOR SWITCH. KEEP LONG PRESS OF EXTERNAL RESONANCE OF ON/OFF HORN.

**M:** KEEP SHORT PRESS OF SWITCH-ON/OFF MICROPHONE SOUND, DOUBLE CLICK MODE FOR SWITCH, AND KEEP LONG PRESS OF ORIGINAL SOUND ELIMINATION.

**↶:** KEEP SHORT PRESS OF VOLUME REDUCTION AND KEEP LONG PRESS OF PREVIOUS SONG.

**⏸:** KEEP LONG PRESS OF ON/OFF AND KEEP SHORT PRESS OF PAUSE PLAY.

**↷:** KEEP SHORT PRESS OF VOLUME TURN-ON AND KEEP LONG PRESS OF THE NEXT SONG.

**📶:** SINGLE CLICK INDOOR/OUTDOOR SOUND EFFECT SWITCH, DOUBLE CLICK TWS TWO COUPLETS AND KEEP LONG PRESS OF DISCONNECTION TO BLUETOOTH.

**☀️:** KEEP SHORT PRESS OF LIGHT COLOR PATTERN SWITCH.


## OPERATING INSTRUCTIONS OF INTERFACE

---

**MICIN:**  **AUXIN:** } INSTRUMENT AUDIO INPUT, SUCH AS GUITAR, SAXOPHONE, ERHU, FLUTE, ETC.

**AUXOUT:** INSERT EARPHONE TO MONITOR SOUND UPON LIVESTREAMING AND OPERATION OF INSTRUMENT.

**OTG:** LIVESTREAMING RECORDING INTERFACE. INSERT LIVESTREAMING LINE FOR LIVESTREAMING.

**TF CARD:**  **USB:** } MUSIC PLAY.

**DC/12V:** THE CHARGE OUTPUT INTERFACE IS APPLICABLE TO THE POWER SUPPLY EQUIPMENT OF LESS THAN 12V60W, SUCH AS 12V LED LAMP STRIP, CAR REFRIGERATOR, ETC.

**TYPE-C1 AND C2:** FAST CHARGE OUTPUT IS APPLICABLE TO THE FAST CHARGE OF MOBILE PHONE, LAPTOP AND TABLET COMPUTER.

**USB-A1 AND A2:** FAST CHARGE OUTPUT IS APPLICABLE TO THE SUPER-FAST CHARGE OF MOBILE PHONE.

**CHARGING PORT:** IT IS APPLICABLE TO THE ORIGINAL CHARGER, THE ORIGINAL VEHICLE-MOUNTED CHARGING CABLE (TROLLEY/RECREATIONAL VEHICLE IS OPTIONAL) AND SOLAR PANEL CHARGING.

**AC:** THE AC 220V OUTPUT, WITH PURE SINE WAVE, IS APPLICABLE TO THE EQUIPMENT OF LESS THAN 300W, INCLUDING PROJECTOR, TELEVISION, ELECTRIC FAN, COMPUTER, ETC.

# SOUND OPERATION INSTRUCTION

---

## BLUETOOTH MODE

---

**BLUETOOTH CONNECTION:** AFTER STARTUP, THE PRODUCT IS DEFAULTED AS BLUETOOTH. ENTER THE BLUETOOTH MODE OR PRESS "M" KEY TO SWITCH TO THE BLUETOOTH MODE. IF THE CONNECTION FAILS, THE BLUETOOTH INDICATOR LAMP FLASHES. AFTER SMOOTH CONNECTION, BLUETOOTH INDICATOR LAMP IS NORMALLY ON. SWITCH ON MOBILE PHONE TO SCAN BLUETOOTH.

AFTER SEARCHING "K300", CLICK PAIRING. AFTER SMOOTH CONNECTION, THERE IS PROMPT TONE. AFTER ONE-TIME CONNECTION BETWEEN MACHINE AND MOBILE PHONE, THE BLUETOOTH OWNS MEMORY FUNCTION. AFTER STARTUP AGAIN, THE BLUETOOTH CAN CONNECT AUTOMATICALLY OR MANUALLY. IN CASE OF DISCONNECTION, DISCONNECT VIA MOBILE PHONE'S BLUETOOTH EQUIPMENT OR KEEP LONG PRESS OF THE BLUETOOTH KEY OF SOUND FOR 3S, AND THEN POWER OFF.

**PLAYING MUSIC:** SWITCH ON MOBILE PHONE OR OTHER BLUETOOTH EQUIPMENT TO DOWNLOAD OWN FAVORITE SONGS FOR PLAYING.

## MODE OF USB/TF CARD

---

WHEN U DISK OR TF CARD IS INSERTED, THE SOUND WOULD AUTOMATICALLY PLAY ON THE PRINCIPLE OF BACK-PLUG FIRST AND SEND OUT THE PROMPT TONE. WHEN U DISK AND TF CARD ARE INSERTED, KEEP SHORT PRESS OF "M" KEY FOR SWITCH. THE PRODUCT SUPPORTS TO DECODE AND PLAY MP3 AUDIO.

## AUXIN (EXTERNAL AUDIO INPUT) MODE

---

WHEN THE AUXIN EXTERNAL AUDIO CABLE IS INSERTED, THE LOUDSPEAKER BOX WOULD AUTOMATICALLY PLAY ON THE PRINCIPLE OF BACK-PLUG FIRST AND SEND OUT THE PROMPT TONE. WHEN AUXIN, U DISK AND TF CARD ARE INSERTED AT THE SAME TIME, KEEP SHORT PRESS OF "M" KEY FOR SWITCH.

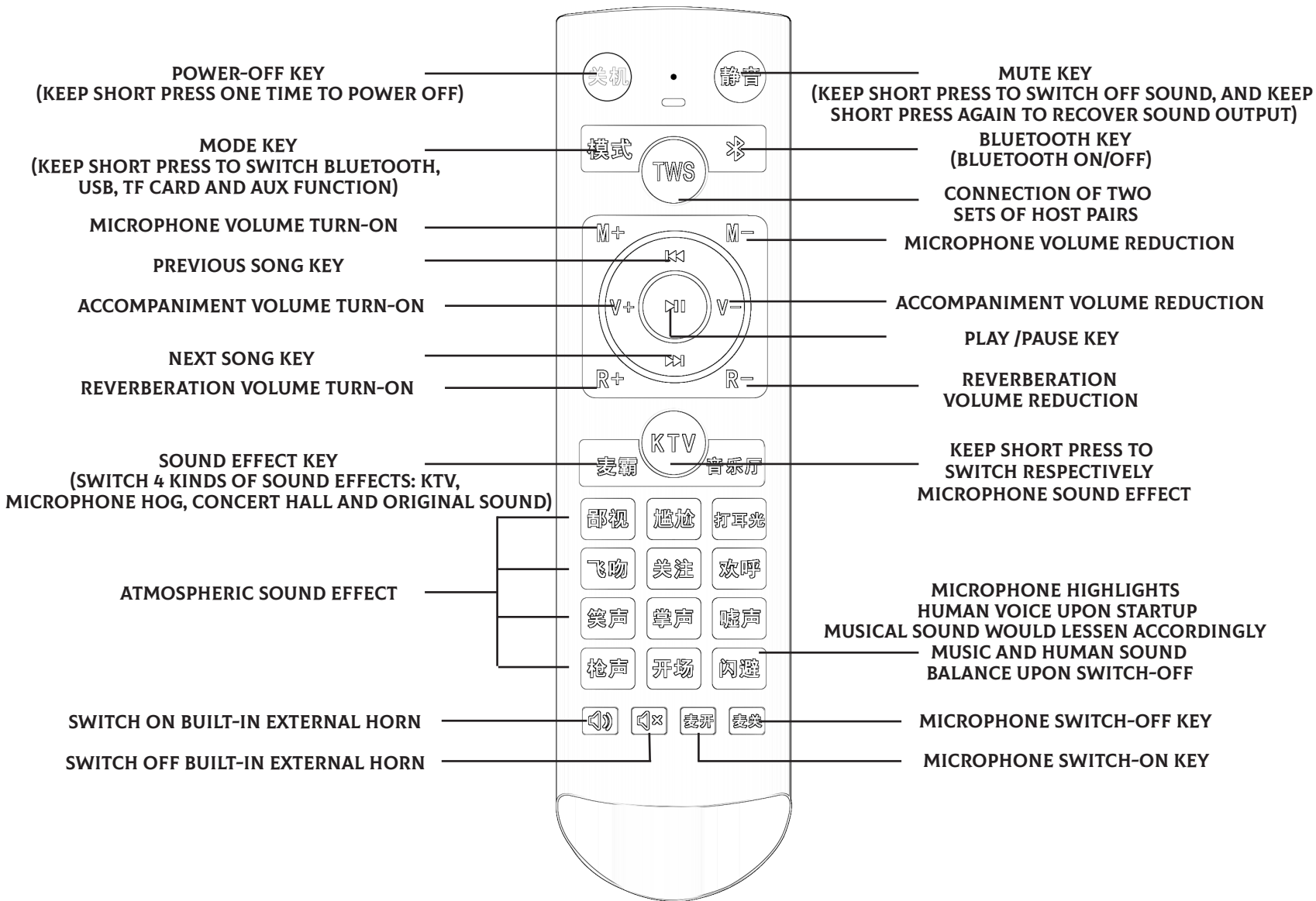
## LIVESTREAMING FUNCTION

---

INSERT EARPHONE INTO EARPHONE MONITOR JACK, AND WEAR IT. INSERT OTG LIVESTREAMING DATA CABLE, AND CONNECT TO MOBILE PHONE OR OTHER EQUIPMENT AND SWITCH ON LIVESTREAMING APP OR VIDEO FOR SHOOTING. INSERT 3.5MM 3-SECTION AUX CABLE AND CONNECT TO PLATING EQUIPMENT AS ACCOMPANIMENT, OR CONNECT ANOTHER MOBILE PHONE TO BLUETOOTH PLAY AS ACCOMPANIMENT, OR PLAY USB OR TF CARD AS ACCOMPANIMENT.

SWITCH ON WIRELESS MICROPHONE, AND ADJUST THE WIRELESS MICROPHONE'S SOUND VOLUME AS PER DEMANDS FOR KARAOKE OR LIVESTREAMING.

# OPERATING INSTRUCTIONS OF REMOTE CONTROLLER



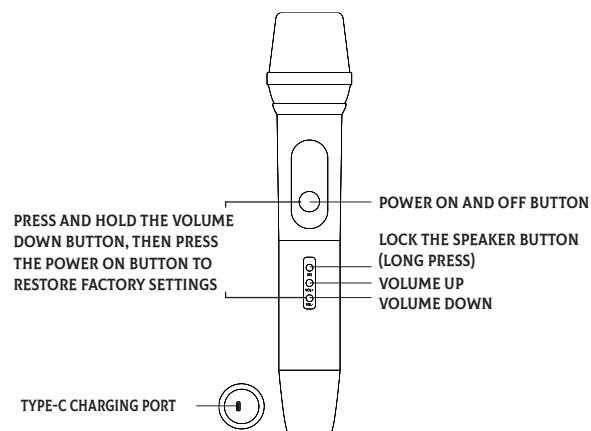
# PARAMETER DESCRIPTIONS

## BASIC PARAMETERS OF SOUND

DISTORTION DEGREE	≤1%
SEPARATION DEGREE	≥60DB
SIGNAL-NOISE RATIO	≥70DB
SPEAKER IMPEDANCE	4Ω
VOLUME ADJUSTMENT MODE	KEY ADJUSTMENT
BLUETOOTH RECEIVING DISTANCE	≥10M, VERSION 5.3
FREQUENCY RESPONSE RANGE	160HZ-20KHZ
WOOFER POWER	60W
TWEETER POWER	25W
AUDIO INPUT MODE	USB,AUX,TF CARD,OTG,MICROPHONE, ACCOMPANIMENT AND BLUETOOTH PLAYING

## BASIC PARAMETERS OF MICROPHONE

OUTPUT IMPEDANCE	600Ω±15%
BATTERY VOLTAGE	3.7V
DIRECTIONAL FEATURE	SINGLE POINTING
TRANSMISSION FREQUENCY	630MHZ-665MHZ
FREQUENCY RESPONSE RANGE	60HZ-15KHZ
SENSITIVITY	-49+3DB(AT1KHZ))0DB=1MV/PA
TYPE-C CHARGING PORT	5V



# PARAMETER DESCRIPTIONS

MODEL	K300
LITHIUM IRON PHOSPHATE BATTERY PACK ENERGY	15AH/19.2VDC(288WH)
AC OUTPUT	120V~60HZ, CONTINUOUS 300W MAX, PEAK VALUE 600W
2*TYPE-C OUTPUT	5V=3A,9V=3A,12V=2.5A,15V=2A,20V=1.5A,30W MAX
2*USBOUTPUT	5V=3A,9V=2.5A,12V=2A,24W MAX
2*DC12VOUTPUT	12V=5A 60W MAX
BATTERY CAPACITY	288WH ( 90000MAH*3.2V )
CYCLE LIFE	> 2500TIMES
ADAPTER CHARGING	15V=3A 45WMAX
VEHICLE-MOUNTED CHARGING	12V/24VDC 100W MAX
PV SOLAR CHARGING	12V~30VDC 100W MAX
OPERATING TEMPERATURE	-10~40°C
CHARGING TEMPERATURE	0~40°C
SIZE	190MM*190MM*272MM
WEIGHT	5.5KG
SHELL MATERIAL	PC FLAME RETARDANT + STEEL MESH

# PRECAUTIONS

---

PLEASE CAREFULLY READ THE OPERATING MANUAL PRIOR TO OPERATION AND OPERATE AS PER THE PRODUCT OPERATING MANUAL.

THE PRODUCT CONTAINS ELECTRONIC COMPONENTS AT HIGH VOLTAGE. PLEASE AVOID SHORT CIRCUIT AND ACCIDENT DURING OPERATION.

THE PRODUCT SHALL NOT BE TAKEN ON THE PLANE.

PLEASE ADOPT THE ORIGINAL ADAPTER AND ACCESSORIES UPON CHARGE/DISCHARGE.

PLEASE DON'T PRODUCT TOUCHING FIRE, LIQUID AND FLAMMABLE MATERIALS.

PLEASE DON'T EXPOSE TO THE SUN FOR A LONG TIME.

AVOID SHORT CIRCUIT OF PRODUCT RESULTING FROM SMALL HARDWARE, METAL, COIN, ETC.

THE PRODUCT WOULD HEAT IN OPERATION PROCESS.

THE PRODUCT CONTAINS LITHIUM-ION BATTERIES. PLEASE KEEP IN AT 0~45°.

PLEASE DON'T DISMANTLE THE MACHINE.

IF PRODUCT ISN'T OPERATED FOR A LONG TIME. PLEASE TURN OFF ALL SWITCHES AND RECHARGE EVERY 3~5 MONTHS.

IF THE PRODUCT NEEDS DISCARDING, PLEASE ABIDE BY THE LOCAL RULE OF LAW.

# PRODUCT WARRANTY

---

APPROPRIATE USAGE MODE CAN PROLONG THE SERVICE TIME OF PRODUCT. PLEASE OPERATE THE MACHINE IN STRICT ACCORDANCE WITH THE PRODUCT OPERATING MANUAL. THE PRODUCT IS ONLY OPERATED BY CONSUMERS. THE EFFECTIVE PERIOD OF PRODUCT WARRANTY LASTS FOR TWO YEARS.

## PRODUCT WARRANTY CARD

PURCHASE DATE:	PURCHASE DATE:
USER NAME:	USER NAME:
CONTACT TEL.:	CONTACT TEL.:
PROBLEM DESCRIPTIONS:	

## PRODUCT DETAILS

1. THE COMPANY'S PRODUCT IS FREE FROM REPAIR IN CASE OF QUALITY PROBLEMS IN NORMAL USE CONDITION WITHIN TWO YEARS AFTER THE DATE OF SALE.
2. WITHIN THE WARRANTY PERIOD, THE FOLLOWING CIRCUMSTANCES ARE BEYOND THE WARRANTY SCOPE. PLEASE NOTE:
  - \* MAN-MADE DAMAGE;
  - \* DAMAGE RESULTING FROM FORCE MAJEURE;
  - \* FAULT AND DAMAGE RESULTING FROM FAILURE TO OPERATE AS PER THE OPERATING MANUAL; \* DAMAGE RESULTING FROM VOLUNTARY DISASSEMBLY.
3. THE PRODUCT ISN'T WATERPROOF. THE ABNORMALITY OF PRODUCT RESULTING FROM WATER INFLOW IS BEYOND THE SCOPE OF WARRANTY.
4. THE WARRANTY CARD IS CORRESPONDING TO GOODS. PLEASE KEEP IT CAREFULLY.

## **FCC STATEMENT :**

THIS DEVICE COMPLIES WITH PART 15 OF THE FCC RULES. OPERATION IS SUBJECT TO THE FOLLOWING TWO CONDITIONS:

- (1) THIS DEVICE MAY NOT CAUSE HARMFUL INTERFERENCE, AND
- (2) THIS DEVICE MUST ACCEPT ANY INTERFERENCE RECEIVED, INCLUDING INTERFERENCE THAT MAY CAUSE UNDESIRE OPERATION.

**WARNING:**CHANGES OR MODIFICATIONS NOT EXPRESSLY APPROVED BY THE PARTY RESPONSIBLE FOR COMPLIANCE COULD VOID THE USER'S AUTHORITY TO OPERATE THE EQUIPMENT.

**NOTE:** THIS EQUIPMENT HAS BEEN TESTED AND FOUND TO COMPLY WITH THE LIMITS FOR A CLASS B DIGITAL DEVICE, PURSUANT TO PART 15 OF THE FCC RULES.THESE LIMITS ARE DESIGNED TO PROVIDE REASONABLE PROTECTION AGAINST HARMFUL INTERFERENCE IN A RESIDENTIAL INSTALLATION. THIS EQUIPMENT GENERATES USES AND CAN RADIATE RADIO FREQUENCY ENERGY AND, IF NOT INSTALLED AND USED IN ACCORDANCE WITH THE INSTRUCTIONS, MAY CAUSE HARMFUL INTERFERENCE TO RADIO COMMUNICATIONS. HOWEVER, THERE IS NO GUARANTEE THAT INTERFERENCE WILL NOT OCCUR IN A PARTICULAR INSTALLATION. IF THIS EQUIPMENT DOES CAUSE HARMFUL INTERFERENCE TO RADIO OR TELEVISION RECEPTION, WHICH CAN BE DETERMINED BY TURNING THE EQUIPMENT OFF AND ON, THE USER IS ENCOURAGED TO TRY TO CORRECT THE INTERFERENCE BY ONE OR MORE OF THE FOLLOWING MEASURES:

- REORIENT OR RELOCATE THE RECEIVING ANTENNA.
- INCREASE THE SEPARATION BETWEEN THE EQUIPMENT AND RECEIVER.
- CONNECT THE EQUIPMENT INTO AN OUTLET ON A CIRCUIT DIFFERENT FROM THAT TO WHICH THE RECEIVER IS CONNECTED.
- CONSULT THE DEALER OR AN EXPERIENCED RADIO/TV TECHNICIAN FOR HELP

### **RF WARNING STATEMENT(FOR OUTDOOR KARAOKE POWER SUPPLY):**

THIS EQUIPMENT COMPLIES WITH FCC RADIATION EXPOSURE LIMITS SET FORTH FOR AN UNCONTROLLED ENVIRONMENT.  
THIS EQUIPMENT SHOULD BE INSTALLED AND OPERATED WITH MINIMUM DISTANCE 20CM BETWEEN THE RADIATOR & YOUR BODY.

### **RF WARNING STATEMENT(FOR MICROPHONE):**

THIS EQUIPMENT COMPLIES WITH FCC RADIATION EXPOSURE LIMITS SET FORTH FOR AN UNCONTROLLED ENVIRONMENT.  
THIS EQUIPMENT CAN BE USED IN PORTABLE EXPOSURE CONDITION WITHOUT RESTRICTION.



**OUTDOOR KARAOKE  
POWER SUPPLY**