

# Antenna Specification

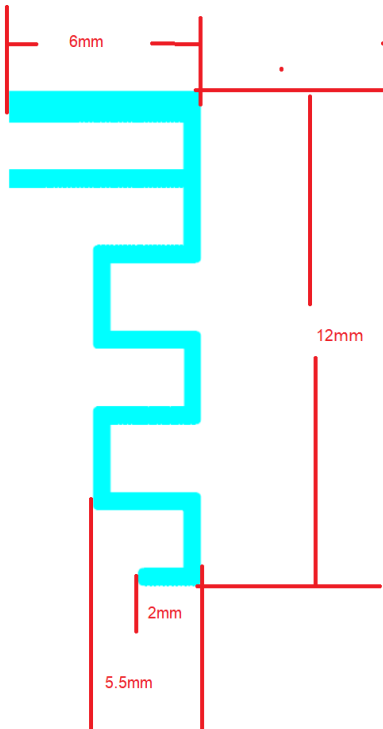
## Specifications

Manufacture: ShenZhen XunYiming Technology Co., Ltd.  
701, Floor 7, Building 1, First Industrial Zone, Nanchang Community, Xixiang Street,  
Bao'an District, Shenzhen, Guangdong

### Summary

ITEM	SPEC.	
Model Name	C15-Ant	
Center Frequency	2402 MHz	-0.58dBi
	2441 MHz	-2.36 dBi
	2480 MHz	-2.74 dBi
MAX. GAIN	-0.58dBi	
Polarization	Horizontal	
Azimuth Beam Pattern	Omni-directional	
Impedance	50 $\Omega$	
Antenna Length	12.05mm	

### Antenna Photo & Length (mm)



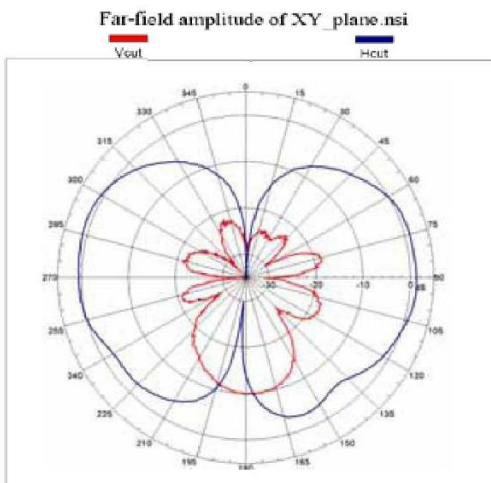
## 1. Result

Center Frequency	Maximum Ant Gain	
2402MHz	H	-0.58dBi
	V	-3.43 dBi
2441 MHz	H	-2.36 dBi
	V	-3.85 dBi
2480 MHz	H	-4.74 dBi
	V	-5.75 dBi

## 2. Main antenna : 2402 MHz

### 2.1 Horizontal

#### ◆ XY-plane

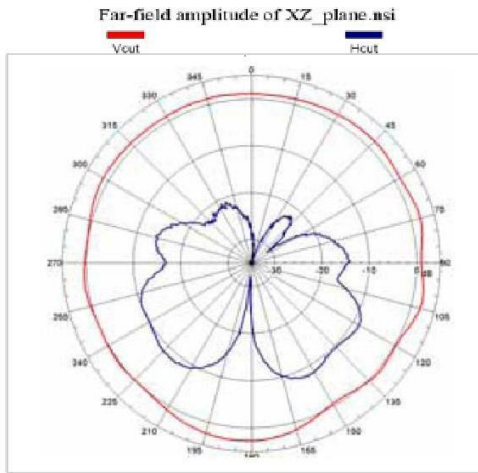


Unit : dBi

	Peak gain	Avg. gain
H cut	1.00	-7.60
V cut	-2.25	-5.27
Total	-1.13	-5.31

## 2.2 Vertical

### ◆ XZ-plane

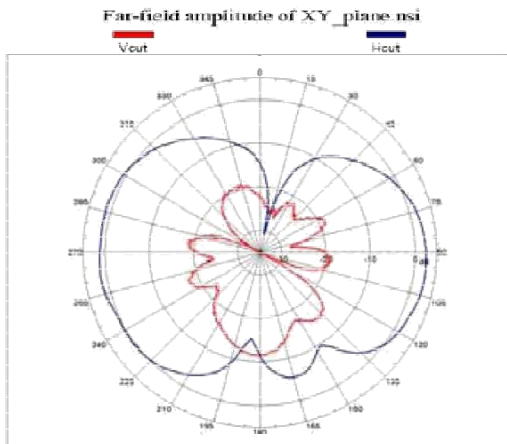


	Peak gain	Avg. gain
H cut	-3.43	-8.44
V cut	-7.07	-9.47
Total	-2.02	-7.20

## 3. Main antenna : 2441 MHz

### 3.1 Horizontal

### ◆ XY-plane

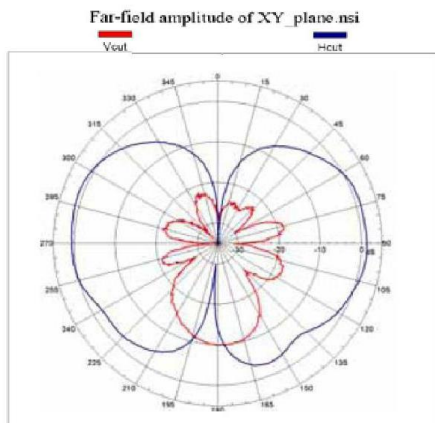


Unit : dBi

	Peak gain	Avg. gain
H cut	-2.36	-7.43
V cut	-11.01	-13.04
Total	-1.78	-8.05

### 3.2 Vertical

#### ◆ XY-plane




Unit : dBi

	Peak gain	Avg. gain
H cut	-0.58	-7.60
V cut	-2.25	-5.27
Total	-1.13	-5.31

### 4. Main antenna : 2480 MHz

#### 4.1 Horizontal

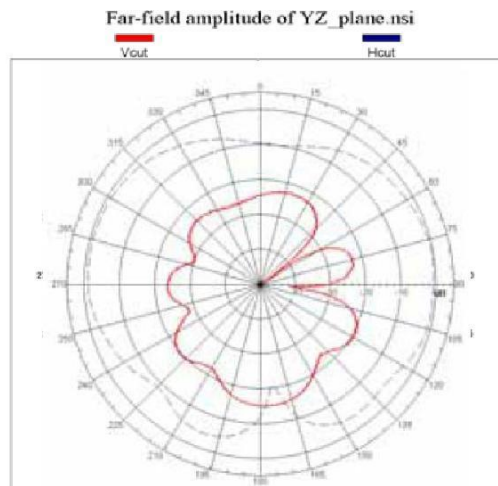
#### ◆ YZ-plane



	Peak gain	Avg. gain
H cut	-1.74	-5.75
V cut	-6.47	-11.05
Total	-1.52	-7.49

## 4.2 Vertical

### ◆ YZ-plane



	Peak gain	Avg. gain
H cut	-5.75	-9.75
V cut	-12.47	-16.23
Total	-4.52	-8.72