

AppendixA: DTS Bandwidth

Test Result

Test Mode	Antenna	Frequency [MHz]	DTS BW (MHz)	FL (MHz)	FH (MHz)	Limit (MHz)	Verdict
BLE_1M	Ant1	2402	0.6178	2401.6904	2402.3082	0.5	PASS
BLE_1M	Ant1	2404	0.6526	2403.6738	2404.3264	0.5	PASS
BLE_1M	Ant1	2440	0.6531	2439.6738	2440.3269	0.5	PASS
BLE_1M	Ant1	2480	0.6517	2479.6734	2480.3251	0.5	PASS

Test Graphs

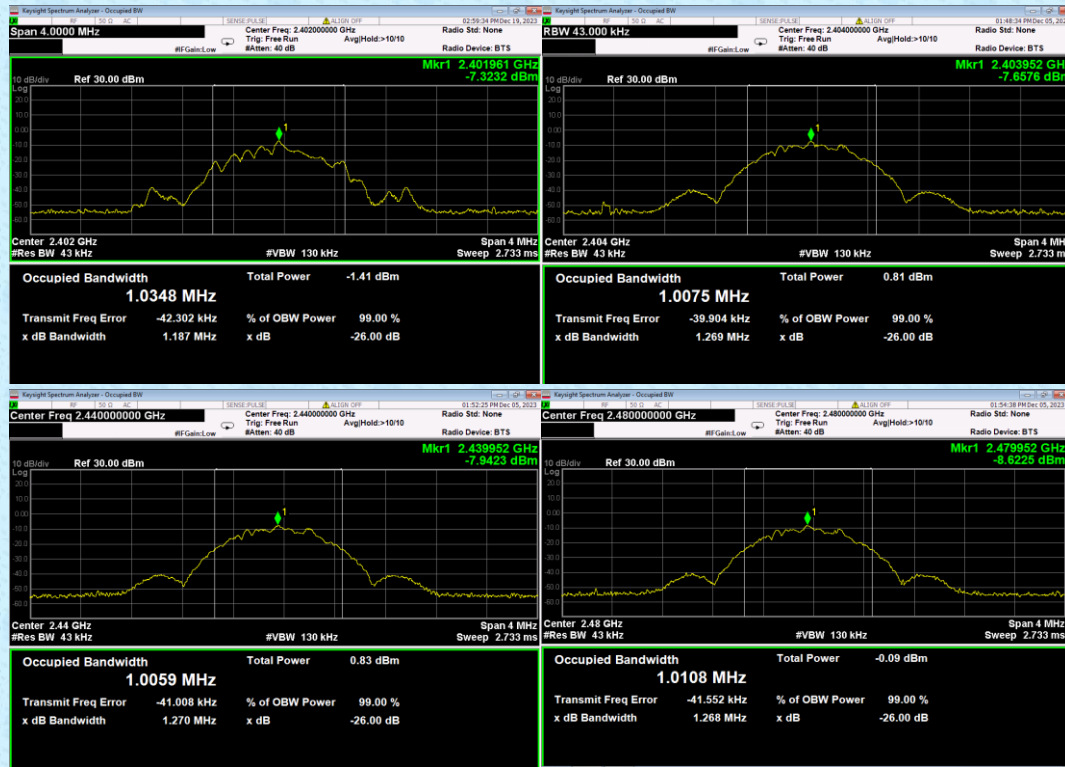


AppendixB: Occupied Channel Bandwidth

Test Result

Test Mode	Antenna	Frequency (MHz)	OCB (MHz)]	FL (MHz)	FH (MHz)	Limit (MHz)	Verdict
BLE_1M	Ant1	2402	1.0348	2401.4127	2402.4475	/	/
BLE_1M	Ant1	2404	1.0075	2403.47	2404.4775	/	/
BLE_1M	Ant1	2440	1.0059	2439.4712	2440.4771	/	/
BLE_1M	Ant1	2480	1.0108	2479.465	2480.4758	/	/

Test Graphs

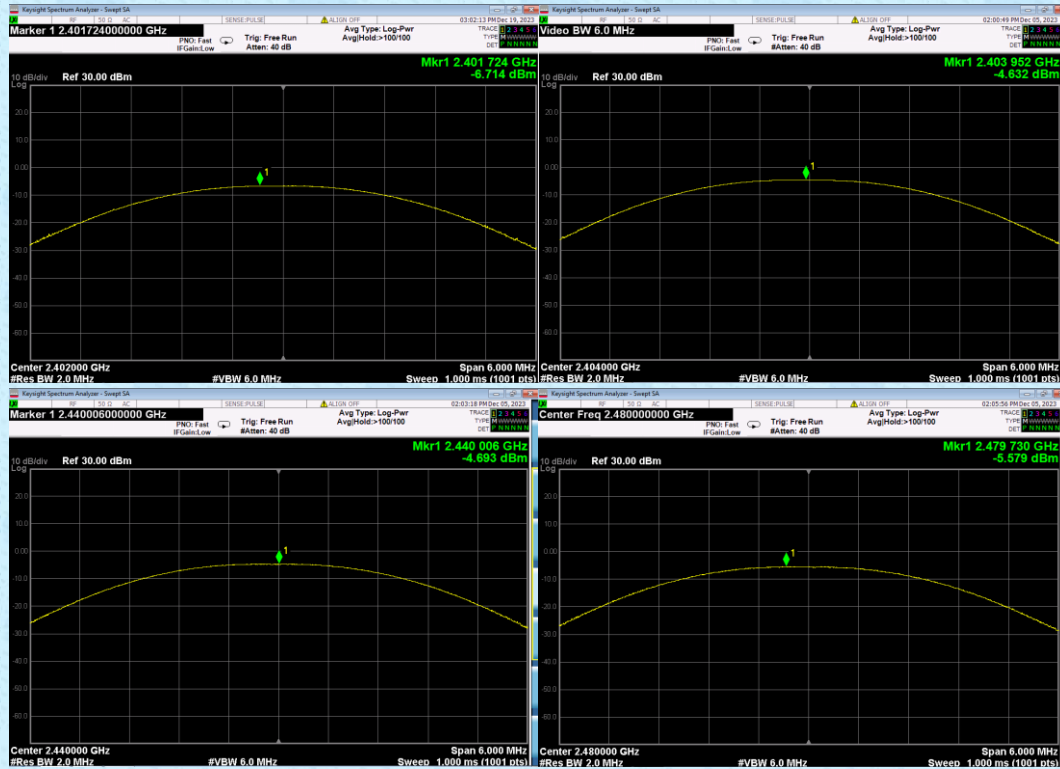


AppendixC: Maximum conducted output power

Test Result Peak

Test Mode	Antenna	Frequency (MHz)	Conducted Peak Power (dBm)	Conducted Limit (dBm)	Verdict
BLE_1M	Ant1	2402	-6.714	≤30	PASS
BLE_1M	Ant1	2404	-4.632	≤30	PASS
BLE_1M	Ant1	2440	-4.693	≤30	PASS
BLE_1M	Ant1	2480	-5.579	≤30	PASS

Test Graphs Peak

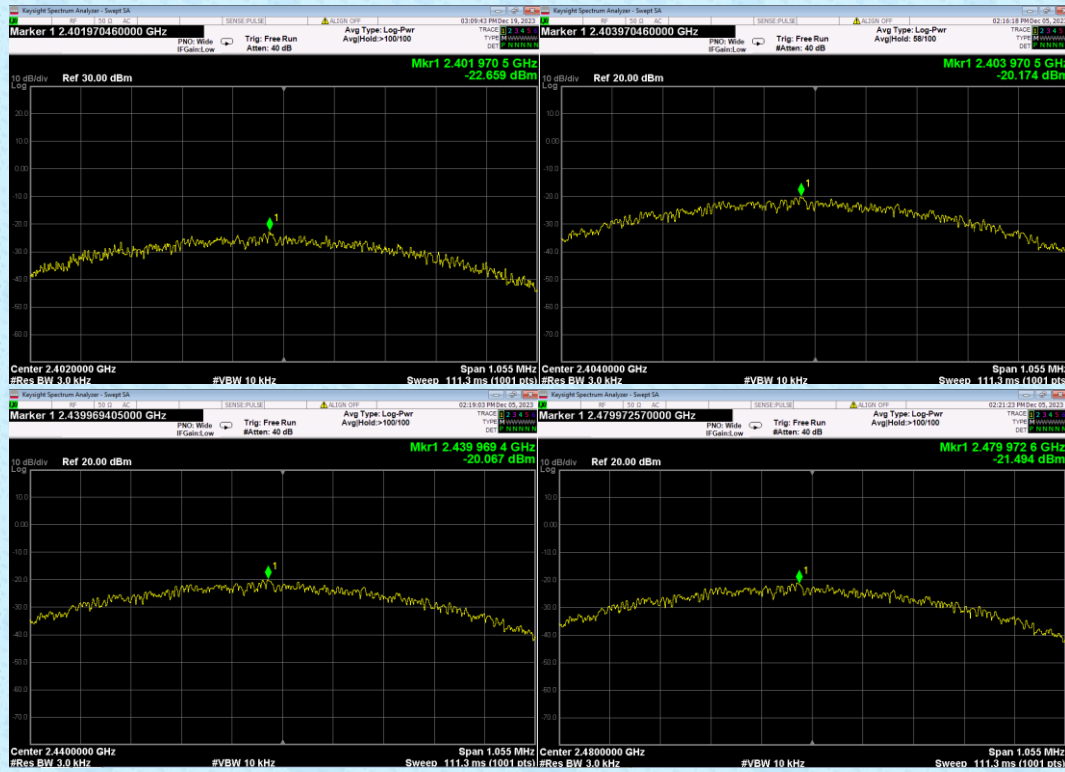


AppendixD: Maximum power spectral density

Test Result

Test Mode	Antenna	Frequency (MHz)	Result (dBm/3kHz)	Limit (dBm/3kHz)	Verdict
BLE_1M	Ant1	2402	-22.659	≤8	PASS
BLE_1M	Ant1	2404	-20.174	≤8	PASS
BLE_1M	Ant1	2440	-20.067	≤8	PASS
BLE_1M	Ant1	2480	-21.494	≤8	PASS

Test Graphs

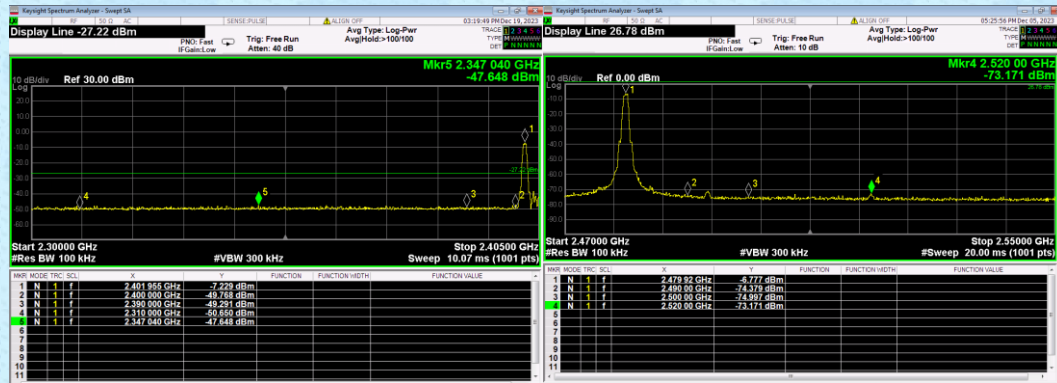


AppendixE: Band edge measurements

Test Result

Test Mode	Antenna	ChName	Frequency (MHz)	RefLevel(dBm)	Result (dBm)	Limit (dBm)	Verdict
BLE_1M	Ant1	Low	2402	-7.22	-47.64	≤-27.22	PASS
BLE_1M	Ant1	High	2480	-6.78	-73.17	≤-26.78	PASS

Test Graphs

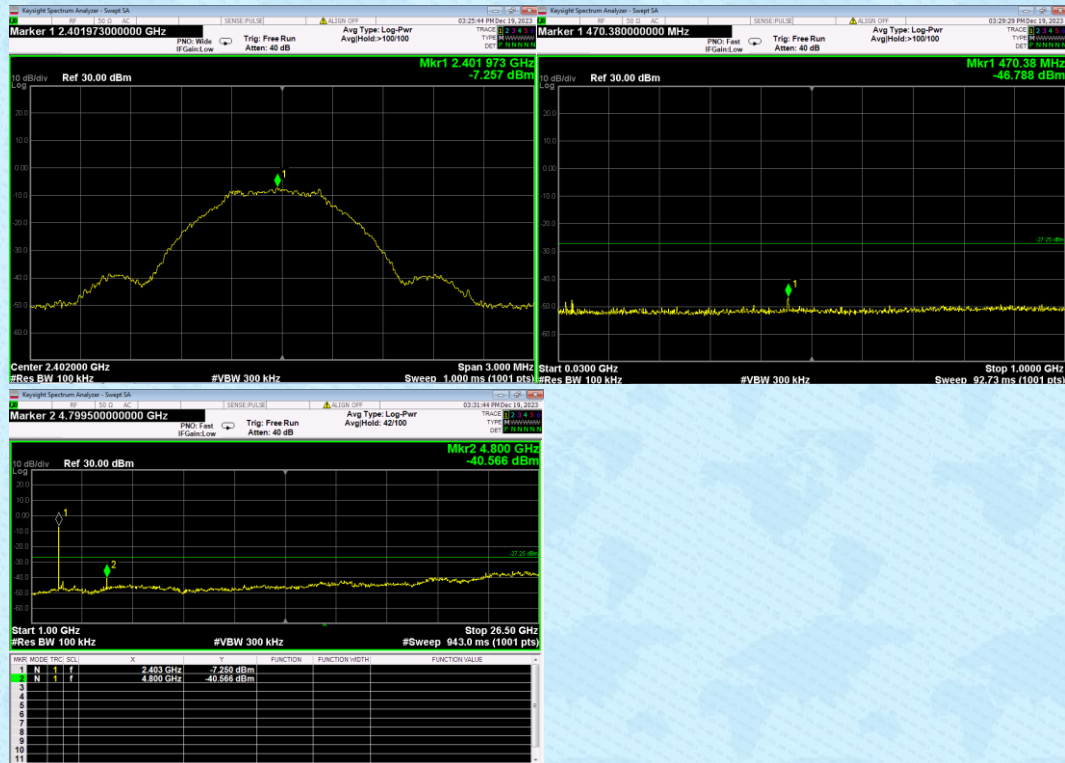


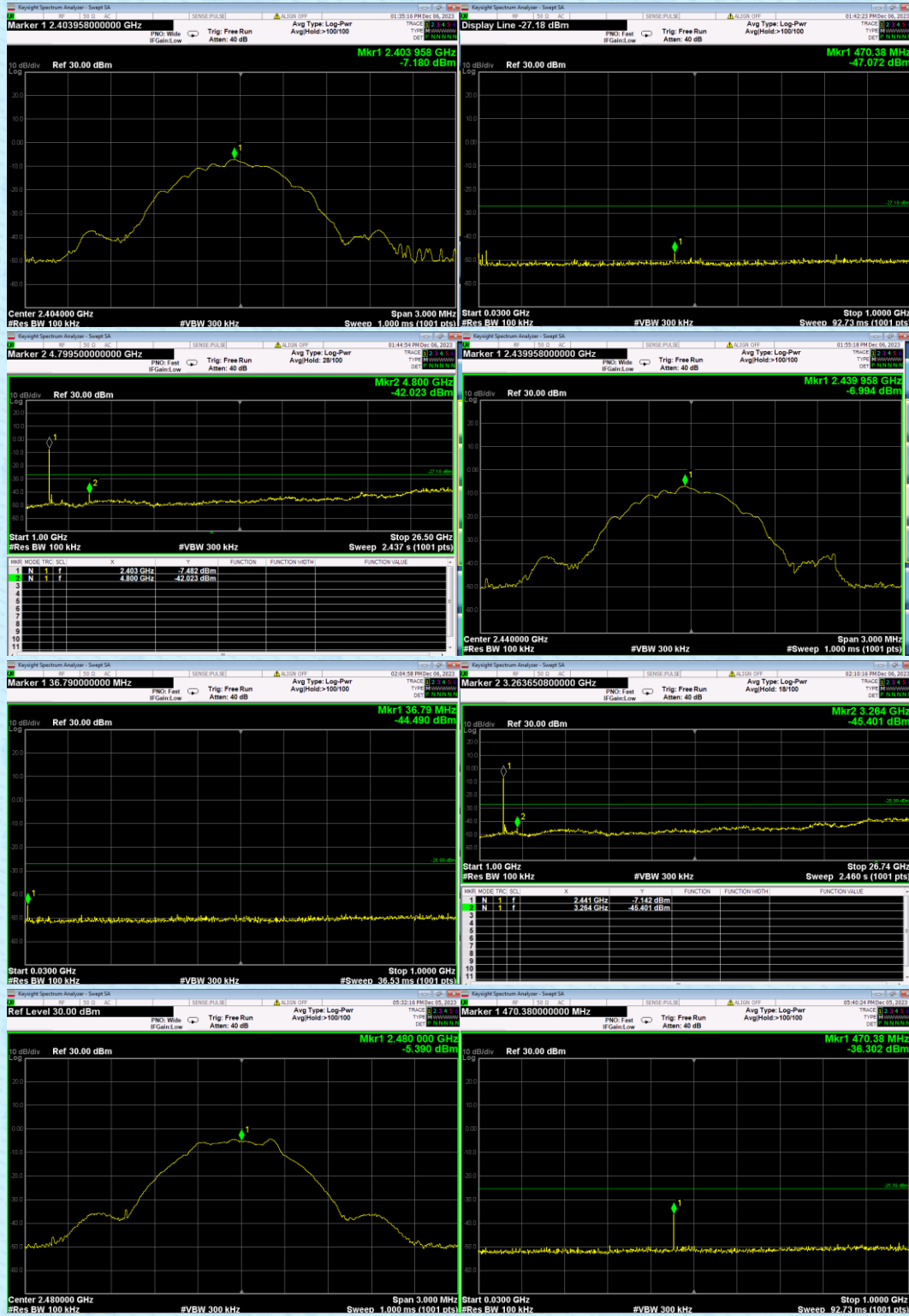
AppendixF: Receiver spurious emissions

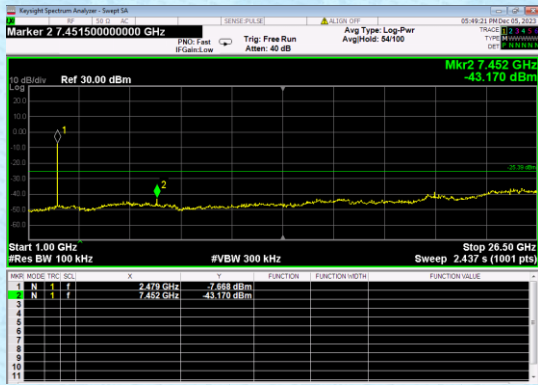
Test Result

Test Mode	Antenna	Frequency (MHz)	Freq Range (MHz)	RefLevel(dBm)	Result (dBm)	Limit (dBm)	Verdict
BLE_1M	Ant1	2402	0-Reference	-7.25	-7.25	/	PASS
BLE_1M	Ant1	2402	30-1000	-7.25	-46.78	≤-27.25	PASS
BLE_1M	Ant1	2402	1000-26500	-7.25	-40.56	≤-27.25	PASS
BLE_1M	Ant1	2404	0-Reference	-7.18	-7.18	/	PASS
BLE_1M	Ant1	2404	30-1000	-7.18	-47.07	≤-27.18	PASS
BLE_1M	Ant1	2404	1000-26500	-7.18	-42.02	≤-27.18	PASS
BLE_1M	Ant1	2440	0-Reference	-6.99	-6.99	/	PASS
BLE_1M	Ant1	2440	30-1000	-6.99	-44.49	≤-26.99	PASS
BLE_1M	Ant1	2440	1000-26500	-6.99	-45.40	≤-26.99	PASS
BLE_1M	Ant1	2480	0-Reference	-5.39	-5.39	/	PASS
BLE_1M	Ant1	2480	30-1000	-5.89	-36.30	≤-25.39	PASS
BLE_1M	Ant1	2480	1000-26500	-5.89	-43.17	≤-25.39	PASS

Test Graphs







--The End--