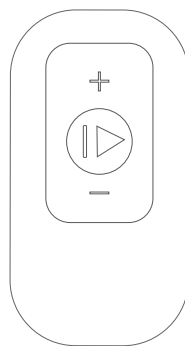


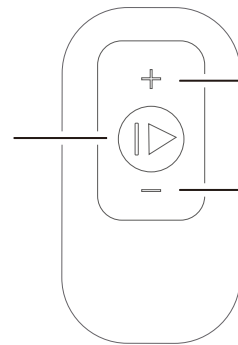
## Instructions

### Remote control



Please read this manual carefully before using the product.  
After reading, please save it for future reference.

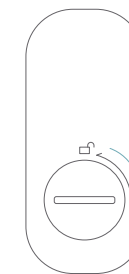
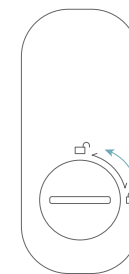
Start / stop



Speed increase

Speed reduction

## Battery installation and replacement method



- 1 Rotate the back cover of the remote control to the unlocked position to open the battery compartment.
- 2 Please install or replace the battery of the same specification.
- 3 After operation, rotate the back cover of the remote control to the locked position.

### FCC Statement

This equipment has been tested and found to comply with the limits for a Class B digital device, pursuant to part 15 of the FCC Rules. These limits are designed to provide reasonable protection against harmful interference in a residential installation. This equipment generates, uses and can radiate radio frequency energy and, if not installed and used in accordance with the instructions, may cause harmful interference to radio communications. However, there is no guarantee that interference will not occur in a particular installation. If this equipment does cause harmful interference to radio or television reception, which can be determined by turning the equipment off and on, the user is encouraged to try to correct the interference by one or more of the following measures:

- Reorient or relocate the receiving antenna.
- Increase the separation between the equipment and receiver.
- Connect the equipment into an outlet on a circuit different from that to which the receiver is connected.
- Consult the dealer or an experienced radio/TV technician for help.

Caution: Any changes or modifications to this device not explicitly approved by manufacturer could void your authority to operate this equipment.

This device complies with part 15 of the FCC Rules. Operation is subject to the following two conditions: (1) This device may not cause harmful interference, and (2) this device must accept any interference received, including interference that may cause undesired operation.

### RF Exposure Information

The device has been evaluated to meet general RF exposure requirement.

The device can be used in portable exposure condition, compliance with exposure requirements.