

Blissaeon

Interpret the Beauty of Art with Technology

MetaCe BS1



MetaCe BS1

Ceramic Craft Bluetooth Speaker



Features and Benefits

Ceramic Craft for Better Sound Quality

The ceramic body of the speaker is made in Jingdezhen which is known as the Millennium Porcelain Capital for its more than 2,000 years of porcelain making history.

Enhanced Bass with DEAA Technology

Exclusive bass up DEAA (Dynamic Energy Allocation Algorithm) technology boosts low frequencies to make the beats hit even harder.

Wireless Stereo Pairing

Connect 2 MetaCe Sound speakers via a single device for 360° stereo sound and double the volume.

Wireless Bluetooth Streaming

Wirelessly connect up to 2 smartphones or tablets and take turns playing music with exceptional 360° sound.

More than a Speaker

It can be used as a handicraft ornament due to its ingenious ceramic design, and can also be used as a night light for a bedside table.

What's in the box

- 1 x MetaCe BS1
- 1 x Type-C USB cable
- 1 x Storage box
- 1 x User Manual

Specifications


- ▶ Bluetooth Specification: V5.1
- ▶ Bluetooth Frequency: 2.402-2.48GHz
- ▶ Frequency Response Range: 50Hz-20KHz
- ▶ Waterproof Level: IPX5
- ▶ SNR: >85dB
- ▶ TWS: Yes
- ▶ Operation Range: Up to 10 meters
- ▶ Play Time: Up to 12 hours (50%volume,d depending on audio content)
- ▶ Output Power: 5W(RMS)/10W(Peak)
- ▶ Rated Charging Voltage: DC 5.0V
- ▶ Battery Type: 1100mAh/3.7V
- ▶ Standby Time: Up to 400 hours
- ▶ Charging Time: 2.5hours

MetaCe BS1

Ceramic Craft Bluetooth Speaker

Quick Start Guide

What's in the box



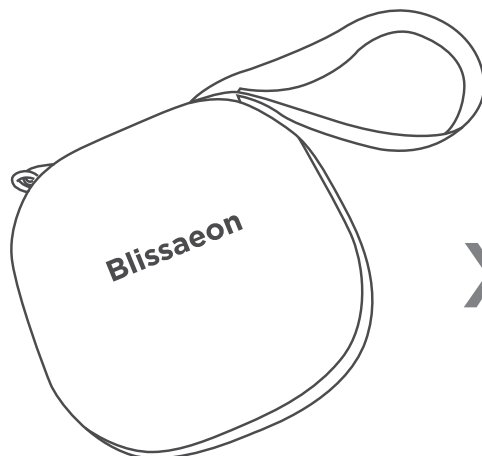
MetaCe BS1

x 1




Type-C USB cable

x 1



x 1

Storage Box



x 1

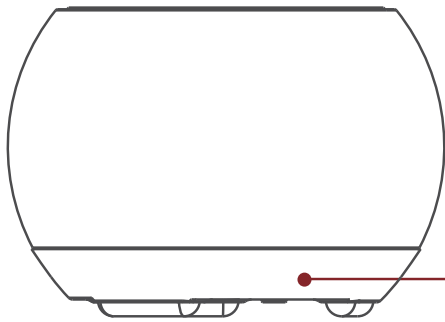
User Manual

MetaCe BS1

Ceramic Craft Bluetooth Speaker

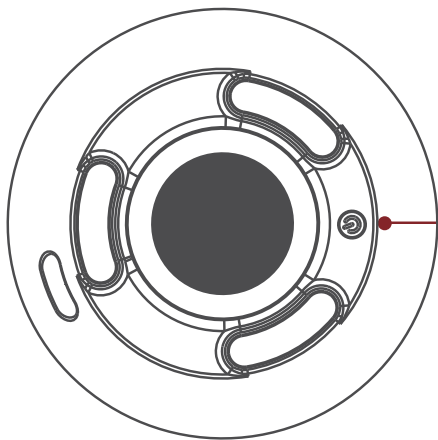
Quick Start Guide

Product Overview




LED Indicator

16 LED lights with night light effect



Power On/Off

Charging indicator light



Type-C-USB Charging Port

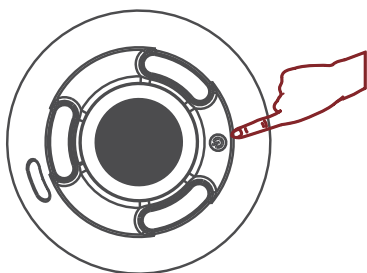
MetaCe BS1

Ceramic Craft Bluetooth Speaker

Quick Start Guide


Product Overview

1. Power on/off



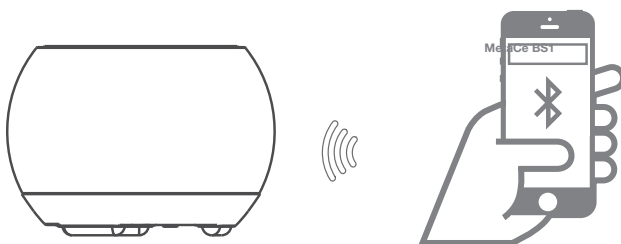
 Press & Hold
1-2 seconds


Long press the Power button for 2 seconds

 Press x2/Double Press
Press x2 Switch light state BLN/Off/On

 Press x1
Press x1 Controlling Music Play/Pause

2. Pair with your device

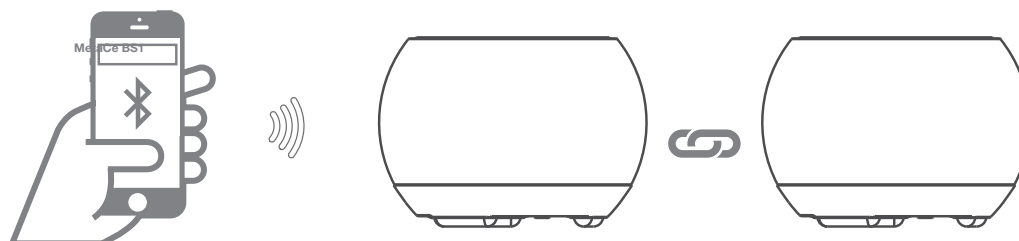


 Turn on the speaker MetaCe BS1
Long press the Power button for 2 seconds

● The speaker will automatically enter Bluetooth connection mode, and you will hear a voice prompt

● Find the speaker MetaCe BS1 on your device and pair it. And you will hear a voice prompt when the connection is successful

3. Pair TWS



After connecting your device with the first speaker, power on the second speaker. Once both speakers are in True Wireless mode, they will automatically pair with a Bluetooth enabled device.

MetaCe BS1

Ceramic Craft Bluetooth Speaker

Quick Start Guide

Product Overview

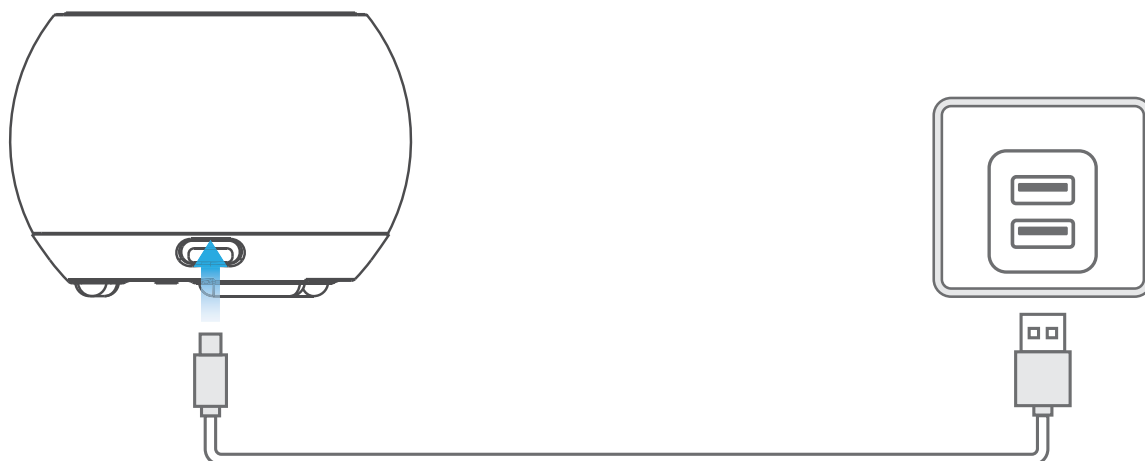


When turned on, the speaker will automatically connect to the last connected device if available. Otherwise the speaker will enter pairing mode.



Having a connection problem? Remove "MetaCe BS1" from your device's BT list and ensure the speaker is within 1 meter from the device. Start pairing process again. For the best sound quality, make sure there is a clear line of sight between the connected device and the speaker.

3. Charge the speaker



LED Indicator		Status
●	Steady red	Charging
○	LED off	Fully charged



When the speaker is with low battery, audio notification will be heard.



Use the included Type-C USB cable to charge the speaker and charge the speaker fully before first use.



Disconnect your speaker from the charger when fully charged. Do not charge your speaker for extended periods.

Quick Start Guide

Trouble Shooting

Symptom	Solutions
The speaker won't charge	<ul style="list-style-type: none">• Make sure you are using the MetaCe original USB cable.• Connect the USB cable to a different USB power supply.• Connect to a different AC (mains) power source
The speaker won't pair with mobile device	<ul style="list-style-type: none">• On your mobile device, turn the BT Function off and then on. Remove your speaker from the BT list on your device. Pair your device again
No sound	<ul style="list-style-type: none">• On your mobile device, turn the BT function off and then on. Remove your speaker from the BT list on your device. Pair your device again.• Increase the volume on your speaker, your device and music source.

Notes

1. Keep the speaker out of the reach of pets and children to prevent it from being damaged.
2. When cleaning the broken speaker, please be careful not to be hurt by ceramic fragments.
3. Please do not expose the speaker to heavy rain or use it in humid environment for a long time.

MetaCe BS1

Ceramic Craft Bluetooth Speaker

NOTE

This equipment has been tested and found to comply with the limits for a Class B digital device, pursuant to part 15 of the FCC Rules. These limits are designed to provide reasonable protection against harmful interference in a residential installation. This equipment generates uses and can radiate radio frequency energy and, if not installed and used in accordance with the instructions, may cause harmful interference to radio communications. However, there is no guarantee that interference will not occur in a particular installation. If this equipment does cause harmful interference to radio or television reception, which can be determined by turning the equipment off and on, the user is encouraged to try to correct the interference by one or more of the following measures:

- Reorient or relocate the receiving antenna.
- Increase the separation between the equipment and receiver.
- Connect the equipment into an outlet on a circuit different from that to which the receiver is connected.
- Consult the dealer or an experienced radio/TV technician for help

Changes or modifications not expressly approved by the party responsible for compliance could void the user's authority to operate the equipment. This device complies with Part 15 of the FCC Rules. Operation is subject to the following two conditions:

- (1) this device may not cause harmful interference, and
- (2) this device must accept any interference received, including interference that may cause undesired operation.

Warranty Certificate

MODEL:

DATE OF PURCHASE:

CUSTOMER'S NAME:

CUSTOMER'S PHONE #:

CUSTOMER'S ADDRESS:

OFFICIAL DEALER STAMP:

Please keep the invoice & this certificate.

Thank you for purchasing our product. We offer **1-year** free warranty service from the date of purchase in accordance with the following term & conditions:

1) This certificate must be presented together with invoice for warranty service.

2) Free warranty does not include:

- Replacement and repair of cabinet and supplied accessories.
- Damage caused by accident, negligence, abuse or misuse improper power supply.
- Normal wear & tear or any unauthorized repair or being tampered with.

3) This certificate will be void if altered.

Note: If the ceramic housing of the speaker is damaged within one year from the date of purchase, we will provide a 50% coupon for you to re-purchase on Amazon.

You can contact us at the following email address to request the coupon.

support@blissaeon.com

If you have any problems with the product, you can also contact us through the email address above.

Blissaeon

Interpret the Beauty of Art with Technology

support@blissaeon.com