



FX100

Bluetooth speaker

User's Manual

Please read this
manual before
using the product

Thank you for choosing TREBLAB FX100!

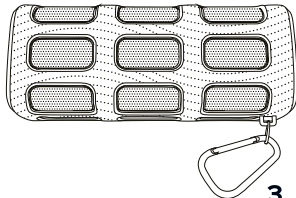
This speaker provides superior sound quality and mobility combined with rugged construction and the convenience of hands-free wireless operation.

WHAT'S IN THE BOX

1.



2.




3.

4.



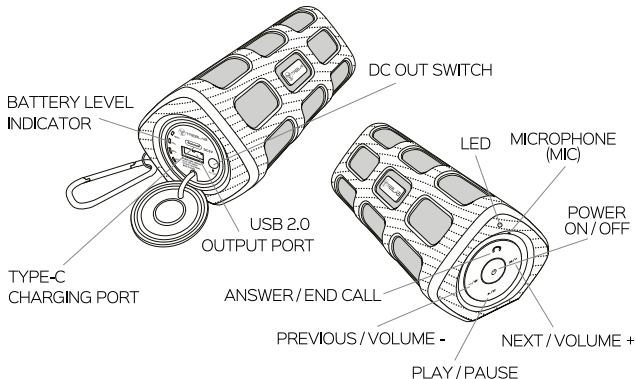
5.



FX100

1. User's manual
2. Speaker
3. Carabiner
4. Round TREBLAB sticker
5. Charging cable

BUTTONS AND PARTS



Function	Operation
Power ON	Press and hold the POWER button for 3 seconds
Power OFF	Press and hold the POWER button for 2 seconds
Play / Pause	Press the PLAY / PAUSE button
Volume +	Press the VOLUME + button
Volume -	Press the VOLUME - button
Next track	Press and hold the VOLUME + button
Previous track	Press and hold the VOLUME - button
Change EQ preset	Shortly press the POWER button
Answer / End a phone call	Press the PHONE button during the incoming call
Reject a phone call	Press and hold the PHONE button during the incoming call
Voice assistant activation	Press twice the PHONE button while speaker connected to smart device
TWS mode	Press and hold the PHONE button on one of the FX100 speakers while both of them are turned on and not paired
Disconnect	Press the PLAY / PAUSE button for 2 seconds

SETTING UP YOUR FX100

Turn ON

Press and hold the **POWER** button for 3 seconds. You will hear the "POWER ON" and voice prompt and the BLUE and RED LED light will start flashing.

Turn OFF

Press and hold the **POWER** button for 2 seconds. You will hear the "POWER OFF" voice prompt, and the BLUE LED will flash three times and will turn OFF.

WIRELESS PAIRING

Make sure **TREBLAB FX100** is charged.

1. Turn on your speaker by pressing and holding the **POWER** button for 3 seconds. You will hear the "POWER ON" voice prompt and the LED light will start flashing RED and BLUE indicating that the speaker is in pairing mode.
2. Activate the Bluetooth mode on your smart device.
3. Select **TREBLAB FX100** from the available Bluetooth devices list. Keep it within 3 feet / 1 meter from the speaker while pairing.
4. If necessary, enter the passcode 0000.
5. Once **FX100** is successfully paired and connected, you will hear the "CONNECTED" voice prompt and the LED will light up BLUE.

REPAIRING

After the initial pairing, the speaker will automatically connect to the previously paired device when turned on again. If the reconnection does not happen automatically, the speaker will start looking for any other previously paired device within the effective distance range. **TREBLAB FX100** can save up to 6 recently paired devices.

TRUE WIRELESS STEREO (TWS) - PAIRING TWO SPEAKERS

- ❶ Place two **FX100** (BT5.0 version) speakers near each other (the distance should not be over 3 feet/1 meter).
- ❷ Power on both speakers. You will hear the "POWER ON" voice prompt. If the speakers connect to any of the previously paired devices, press and hold the **PLAY / PAUSE** button on both speakers for 2 seconds until you hear the "DISCONNECTED" voice prompt.
- ❸ Press and hold the **PHONE** button on any of the speakers. This speaker will be the main one. After some time you will hear the "LEFT CHANNEL" and "RIGHT CHANNEL" prompts from TWS connected speakers.
- ❹ Connect the main speaker to the smart device by selecting **TREBLAB FX100** from the available Bluetooth devices list.

NOTE: While the speakers are TWS paired, you can manage their functions using the buttons on both of them. You can disable the TWS mode by turning off one of the speakers.

AUDIO PLAYBACK

When music is played the BLUE LED will flash slowly. When music is paused, you will see a steady BLUE light.

To pause and resume the playback when connected wirelessly, press the **PLAY / PAUSE** button.

To adjust the volume, press the **VOLUME +** or the **VOLUME -** button while listening to music.

To change the track on **FX100**, press and hold the **VOLUME +** or the **VOLUME -** button.

PHONE CALLS

TREBLAB FX100 can be used to make and receive phone calls when connected wirelessly. Audio playback will be paused during the calls.

To Answer a call:	Press the PHONE button
To Reject a call:	Press and hold the PHONE button for 2 seconds during the phone call
To End a call:	Press the PHONE button during the phone call

NOTE: For the better call quality, speak into the microphone.

CHARGING

The **FX100** speaker comes with a 5600mAh rechargeable battery.

One full battery charge provides up to 35 hours of playtime at a moderate volume. When the battery is running low, you will hear a voice prompt.

TREBLAB FX100 may be used while charging and while it is used as a power bank.

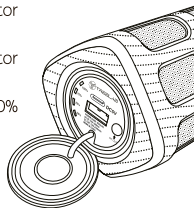
To charge the speaker, plug one end of the supplied cable into the Type-C charging port under the rubber cover at the side of the speaker. Plug the other end of the charging cable into a standard USB port or a wall adaptor. It takes up to 4.5 hours to fully charge the speaker.

Be sure to use 5V, 2A adapter or charger. Using a power source with lower power will increase the overall charging time. If the speaker is left unused, even the fully charged battery will lose its charge over time. We recommend charging **TREBLAB FX100** fully at least twice a month to maintain the sufficient battery life.

The **FX100** speaker is equipped with charge level indicators - LEDs. The current charge level is displayed while charging, when the speaker is used as a power bank and after the **DC OUT** button is pressed.

1. Charge level is between 0% and 25%: the 25% indicator is ON (flashing during the speaker charging).

2. Charge level is between 25% and 50%: the 50% indicator is ON (flashing during the speaker charging).
3. Charge level is between 50% and 75%: the 75% indicator is ON (flashing during the speaker charging).
4. Charge level is between 75% and 100%: the 100% indicator is ON (flashing during the speaker charging).



POWER BANK MODE

TREBLAB FX100 inbuilt battery can be used as a power bank to charge your smartphone or tablet.

1. Connect your device to the speaker by plugging your device's charging cable into the USB 2.0 output port at the side of **FX100**.
2. Press the **DC OUT** button to start charging. LEDs that correspond to the current battery charge level will light up.
3. There is no LED indication signal when the smart device is fully charged. Please pay attention to your device's battery charge indicator during the charging time.

TROUBLESHOOTING

Problem	Solution
Not powering on	Make sure the speaker is charged. Charge for 10 hours for a full charge, if necessary. Press and hold the POWER button for 3 seconds.
Not pairing	Make sure the speaker is not paired with any other. Disconnect the speaker from your device by pressing and holding the PLAY / PAUSE button for 2 seconds and remove TREBLAB FX100 from your device's pairing list. Try to pair again.
Not finding a wireless driver on your laptop	Make sure your laptop supports a Bluetooth connection. If it doesn't, you will need an external wireless USB adapter compatible with your laptop. For further details, consult with your laptop manufacturer.
Frequent disconnection and noise	Make sure that the distance between your device and the speaker is less than 33 feet / 10 meters. Make sure that nothing is blocking the signal between your device and FX100 . Check if the speaker is running out of power.

RECYCLING

The speakers can be recycled, and they should be in order to keep our planet clean. Where should you bring them?

In the **US**, there are a couple of options:

1. Best Buy has a recycling program. Just take the broken speaker with you next time you visit a Best Buy store. This link will help you find the best location:

<https://www.bestbuy.com/site/store-locator/>

2. Check for other possible locations near you on these websites (just enter your ZIP to find a location):

<https://www.call2recycle.org>

<https://search.earth911.com>

<https://recyclenation.com/find>

<https://www.cta.tech/Consumer-Resources/Greener-Gadgets>

In **Canada**, please visit the link below for help:

<https://thinkreuse.net>

<https://www.call2recycle.ca>

In **UK**, please visit the links below for help:

<https://www.recycle-more.co.uk/>

<https://www.recyclenow.com/local-recycling>

SAFETY RULES

- ✔ Don't disassemble or modify your speaker for any reason. Doing this may cause the speaker to malfunction or become combustible. The damage to your device can void the manufacturer's warranty.
- ✔ Make sure the speaker is completely dry before charging.
- ✔ Clean only with a dry cloth.
- ✔ Avoid exposing **TREBLAB FX100** to extreme temperatures (below 37°F / 3°C or above 112°F / 45°C). Extreme temperatures can cause the deformation of the **FX100** components and reduce the battery life and the lifespan of your new speaker.
- ✔ Don't put the device's LED lights close to humans' or animals' eyes.
- ✔ Do not use **FX100** during a thunderstorm. Thunderstorms can cause serious malfunction and increase the risk of electric shock.

SPECIFICATIONS

Battery:	Up to 35 hours playtime (moderate volume) 5600mAh, 3.7V, rechargeable, Li-Ion Input 5V / 1A, Output 5V / 2.1A
Charging time:	Up to 4.5 hours
Wireless connection version:	5.0, HFP, A2DP, AVRCP, GAVDP, AVDTP, SPP, AVCTP
Signal Range:	33ft / 10m
Output power:	10W x 2
Frequency response:	80Hz—20KHz
Water resistance:	IPX7
Power/Charging ports:	USB 2.0, Type-C
Voice assistant activation:	Supported by the double press of the PHONE button
Dimensions:	2.75 x 2.75 x 7 inches / 70 x 70 x 180mm
Weight:	1.52lbs / 689g

THANK YOU

We truly appreciate that you chose **TREBLAB** as your trusted brand of Bluetooth speakers and sincerely hope you enjoy the great sound and seamless usability **TREBLAB FX100** provides. We love making our customers happy by providing true value with our products. If for any reason you are not completely satisfied with your purchase or have any questions, please visit www.treblab.com/contact_us. We care about our customers most of all and are always here to serve you.

NOTE: This equipment has been tested and found to comply with the limits for a Class B digital device, pursuant to part 15 of the FCC Rules. These limits are designed to provide reasonable protection against harmful interference in a residential installation. This equipment generates uses and can radiate radio frequency energy and, if not installed and used in accordance with the instructions, may cause harmful interference to radio communications. However, there is no guarantee that interference will not occur in a particular

installation. If this equipment does cause harmful interference to radio or television reception, which can be determined by turning the equipment off and on, the user is encouraged to try to correct the interference by one or more of the following measures:

- Reorient or relocate the receiving antenna.
- Increase the separation between the equipment and receiver.
- Connect the equipment into an outlet on a circuit different from that to which the receiver is connected.
- Consult the dealer or an experienced radio/TV technician for help.

Changes or modifications not expressly approved by the party responsible for compliance could void the user's authority to operate the equipment.

1 YEAR WARRANTY
Parts and Labor Warranty.

Please visit www.treblab.com
to register YOUR product.

Manufactured by: Productech Corp



TREBLAB

FX100

BLUETOOTH SPEAKER



Made in China