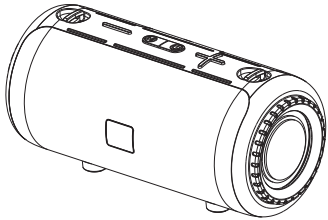
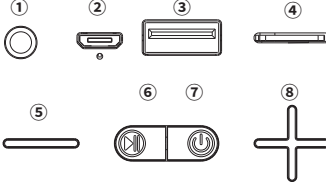
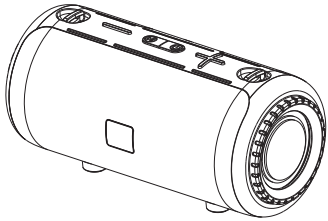
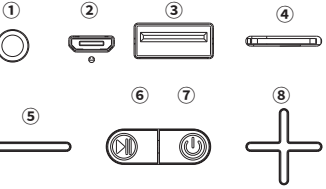


尺寸：50\*100mm, 4折页正反印刷，材料：70g双胶

<p style="text-align: center;"><b>TG646</b> 蓝牙音箱说明书</p> 	<p><b>一、产品参数</b>            蓝牙版本：V5.3            无线传输范围：10M            音频性噪比：≥95db            电池容量：1200mAh            电池电压：3.7V            正常音量播放：2H            喇叭规格：∅52mm plus*2            喇叭功率：4Ω/5W *2            频率响应：120HZ-18KHZ            尺寸：215*98*102mm            单机重量：556g            充电电压：5V/500mA</p> <p><b>二、功能特点</b>            1、采用先进的蓝牙音频解码芯片，支持所有蓝牙设备连接            2、音色柔和清晰有动感，各层次分明；            3、可直接连接手机/平板电脑/及电视蓝牙配对播放音乐，蓝牙接收距离长达10米；            4、支持AUX音频输入，为你提供电脑音箱功能；</p>	<p>5、支持U盘和TF卡音乐播放            支持MP3/WAV格式的全码率播放；            6、FM自动搜索和存储电台            内置FM收音模块，可自动搜索及存储电台，省时省力；            7、支持免提通话功能，内置高灵敏度麦克风，让手机通话拥有无比畅快的通话享受            8、支持对箱TWS功能</p>  <p>①AUX输入接口：            3.5音频头外音输入；            ②DC 5V电源接口            (Micro USB充电接口)            ③U盘输入接口：当U盘插入时可解码MP3/WAV格式的音频播放；            ④TF卡输入接口：当TF卡插入时可解码MP3/WAV格式的音频播放；</p>	<p>⑤音量减按键：在音乐的模式下，短按为“上一曲/FM上一电台”            长按音量递减            ⑥暂停按键：在音乐的模式下（U盘、TF卡、LINE IN、蓝牙），短按为“播放、暂停”；长按为切换彩灯闪烁模式；在蓝牙模式并配对手机情况下，来电话时短按一下为免提接听/挂断电话；在FM模式，短按为自动搜索电台/暂停搜索电台；两台音箱同时在开机蓝牙状态且未连接的状态下，双击其中一台音箱的暂停键听到提示音且其中一台指示灯长亮即连TWS成功，再连接手机即可。            ⑦电源开关：关机状态时长按开机，开机状态时长按关机；在音乐的模式下，短按为各模式切换（U盘、TF卡、FM收音、蓝牙）LINE IN线性输入为硬切换；            ⑧音量加按键：在音乐的模式下，短按为“下一曲/FM下一电台”            长按音量递增            备注：在收音模式下，请插入音频线增加收音信号强度，收音效果会更好。</p>
---	--	--	---

<p style="text-align: center;"><b>TG646</b> SPEAKER User Manual</p> 	<p><b>Product specifications:</b></p> <ul style="list-style-type: none"> <li>• BT : 5.3</li> <li>• Working distance: 10M</li> <li>• SNR: ≥95db</li> <li>• Battery: 3.7V 1200mAh</li> <li>• Normal volume playing time: 2H</li> <li>• Speaker driver : ∅ 52 mm plus*2</li> <li>• Power : 4Ω/5W *2</li> <li>• Frequency response: 120 Hz-18KHz</li> <li>• Unit size: 215*98*102mm</li> <li>• Unit weight: 556g</li> <li>• Charging: 5V/500mA</li> </ul> <p><b>Product Feature:</b></p> <p>1. International advanced BT chip and circuit design techniques, support all BT device ;            2. Built-in Low-freq radiators, Super dynamic low-frequency sound pressure gain, listening transparent and flexible.            3. Can play music after pairing with BT device .for example mobile/ MID/ TV, the working distance is more than 10M.            4. Support AUX IN audio input            5. Built-in MP3 decoding, can directly play TF card, U disk</p>	<p>6. Built-in the FM radio module, convenient to auto scan and save radio channels.            7. With Mic for hands-free phone call function.            8. Support TWS</p> <p><b>key &amp; slot function:</b></p>  <p>1. AUX : it can play audio via 3.5mm AUX cable to audio device            2. DC 5V charging slot: use the standard mini USB micro charging cable for power charging            3. USB slot: it can decode and play MP3/WAV format audio when put USB card into the slot            4. TF slot: it can decode and play MP3/WAV format audio when put TF card into the slot            5. When play music , press short for last song/last FM station, press long to turn down the volume.</p>	<p>6. When play music, (USB card/ TF card/LINE IN/BT), short press for “play/pause”, press long for option of the LED flashing light. Under BT mode with mobile paired, when call coming, press short to answer a call hands-free, press again to hand up, press twice to ring up a call. In FM mode, press short to search station automatically, press again to stop searching. Keep the TWS speaker under BT mode without pairing, double click the “play/pause” key either of the speaker until hear a hint and meantime the button light stop flashing, now is in TWS mode, then can pair the mobile.            7. Power switch: long press for “on/off” . when play music (USB card/ TF card/FM/ BT), press short to switch USB/TF/FM/BT. (switch to “line in” if via AUX cable to audio device).            8. When play music, press short for next song/next FM station, press long to turn up the volume            Note: Under FM mode, put in the AUX cable to get better FM radio station</p>
---	---	--	---

## **Warning Statement**

This device complies with part 15 of the FCC Rules. Operation is subject to the following two conditions: (1) This device may not cause harmful interference, and (2) this device must accept any interference received, including interference that may cause undesired operation.

Any Changes or modifications not expressly approved by the party responsible for compliance could void the user's authority to operate the equipment.

**Note:** This equipment has been tested and found to comply with the limits for a Class B digital device, pursuant to part 15 of the FCC Rules. These limits are designed to provide reasonable protection against harmful interference in a residential installation. This equipment generates uses and can radiate radio frequency energy and, if not installed and used in accordance with the instructions, may cause harmful interference to radio communications. However, there is no guarantee that interference will not occur in a particular installation. If this equipment does cause harmful interference to radio or television reception, which can be determined by turning the equipment off and on, the user is encouraged to try to correct the interference by one or more of the following measures:

- Reorient or relocate the receiving antenna.
- Increase the separation between the equipment and receiver.
- Connect the equipment into an outlet on a circuit different from that to which the receiver is connected.
- Consult the dealer or an experienced radio/TV technician for help.