
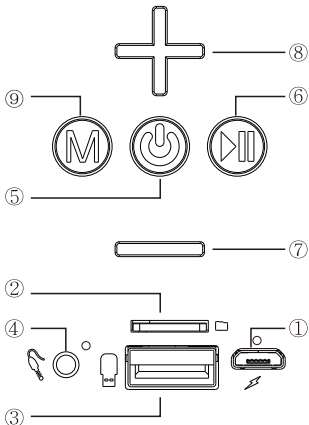

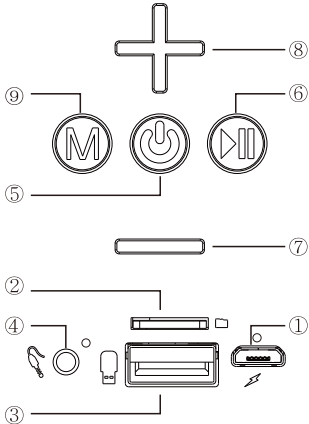


尺寸：50\*100mm,5折页正反印刷，材料：70g双胶

|   |   |  |   |
|---|---|--|---|
|  <p><b>T&amp;G</b><br/>WIRELESS<br/><b>TG-351</b><br/>使用说明书</p> | <p><b>基本参数</b></p> <ul style="list-style-type: none"> <li>●无线规格：V5.3</li> <li>支持L2CAP/A2DP/AVRCP 用来接收立体声音频信号，通过协议可以控制音频发射端的上下曲操作；</li> <li>支持HSP/HFP(Handsfree profile) 具有免提功能，可以进行语音通讯；</li> <li>●无线传输范围：10M</li> <li>●音频性噪比：≥90db</li> <li>●电池容量：约 1200mAh</li> <li>●内置电压：3.7V</li> <li>●正常播放时间：约4H左右（因音频内容和音量而异）</li> <li>●喇叭规格：∅57mm *1</li> <li>●喇叭功率：4Ω/5W*1</li> <li>●频率响应：120Hz-20KHz</li> <li>●尺寸：92*92*109mm</li> <li>●单机重量：约349g(单机)</li> <li>●充电电压：5V/500mA</li> <li>●充电时长：约4H</li> </ul> <p><b>功能特点</b></p> <p>1、采用先进的无线音频解码芯片，支持无线设备连接；</p> | <p>2、支持FM收音，可直接搜索收听区域的电台；</p> <p>3、音色柔和清晰有动感，各层次分明；</p> <p>4、直读TF卡和U盘；</p> <p>5、无线接收距离远可长达10米；</p> <p>6、支持LINE IN音频输入，为您提供电脑音箱功能,可直接连接手机/平板电脑/及电视无线配对播放音乐；</p> <p>7、无线模式无连接，半小时关机；</p> <p>8、支持TWS.</p> <p><b>功能指示</b></p> <p>① DC 5V充电接口，(Micro USB 充电接口)。</p> <p>② TF卡输入接口：TF卡插入时可解码MP3格式的音频播放。</p> <p>③ U盘输入接口：U盘插入时可解码MP3格式的音频播放。</p> <p>④ LINE IN输入接口：3.5音频头外音输入。</p> <p>⑤电源开关：长按时为开机状态，再长按时为关机状态，</p> |  <p>⑦ 在音乐的模式下，短按为“上一曲”长按为“音量减”</p> <p>⑧ 在音乐的模式下，短按为“下一曲”长按为“音量加”</p> <p>⑨ 音乐模式下（TF卡、LINE IN、U盘、无线、FM），短按为功能模式切换。</p> <p><b>TWS:</b> 两台音箱同时在开机无线状态且都没有连接手机，长按其中一台音箱的M键2-3S听到提示音且其中一台指示灯没有闪烁即连TWS成功;退出连接后、长按其中一台M键取消TWS功放。</p> <p><b>备注:</b> 在收音模式下，请插入音频线增加收音信号强度，收音效果会更好。使用中遇到死机现象可长按开机键8秒后会自动关机。U盘和TF卡用（FAT32方式格式化）</p> |
|---|---|--|---|

|  |  |  |   |
|--|--|--|---|
|  <p><b>T&amp;G</b><br/>WIRELESS<br/><b>TG-351</b><br/>USER MANUAL</p> | <p><b>PRODUCT SPECIFICATIONS:</b></p> <ul style="list-style-type: none"> <li>●Wireless: V5.3</li> <li>Support: L2CAP/A2DP/AVCTP, can receive AUDIO signal and control the AUDIO device.</li> <li>Support HSP/HFP(Handsfree profile), with HANDS-FREE functions.</li> <li>●Working distance:10M</li> <li>●SNR:≥90db</li> <li>●Battery: 3.7V about 1200mAh</li> <li>●Normal volume playing time: about 4h</li> <li>●Speaker driver: ∅57mm*1</li> <li>●Power: 4Ω/5W *1</li> <li>●Frequency response:120Hz-20KHz</li> <li>●Unit size: 92*92*109mm</li> <li>●Unit weight: about 349g (not includ accessories)</li> <li>●Charging:5V/500mA</li> <li>●Charging time: about 4h</li> </ul> <p><b>PRODUCT FEATURE:</b></p> <p>1.International advanced wireless chip and circuit design techniques, support wireless devices.</p> <p>2.With FM function, can search radio station broadcast automatically.</p> <p>3.With Hi-Fi speaker, to make sure</p> | <p>the clear and bright sound.</p> <p>4.Support Micro SD card and USB card, play MP3 format audio.</p> <p>5.The wireless working distance is 10 meters.</p> <p>6.With AUX line in, can directly connect the outside devices, for example, tablet PC/TV/cell phones.</p> <p>7.It will close automatically after 30 mins if disconnect Wireless</p> <p>8.Support TWS.</p> <p><b>KEY AND SLOT FUNCTION:</b></p> <p>1.DC 5V slot: Use the standard Micro USB V8 charging cable for power charging.</p> <p>2.TF slot: It can decode and play MP3 format audio when put TF card into the slot.</p> <p>3.USB slot: It can decode and play MP3 format audio when put the USB card into the slot.</p> <p>4.AUX line in slot: Use the Mini 3.5 head input through outside devices.</p> <p>5.Power switch: Press long for power on /power off.</p> <p>6.When play music, (USB card/TF card/Wireless/line in), short press</p> |  <p>for “play/pause”.</p> <p>In FM mode, press short to search station automatically, press again to stop searching.</p> <p>Under wireless mode with mobile paired, when call coming, press short to answer a call hands-free, press again to hand up, press twice to ring up a call.</p> <p>7.When play music, Press short for last song, long press to turn down the volume.</p> <p>8.When play music, press short for next song, long press to turn up the volume.</p> <p>9.Short press to switch model (USB card/TF card/Wireless/line in/FM). Keep the two speaker under Wireless mode without pairing, press the “M” key for 2-3 seconds either of the speaker until hear a hint and meantime the indicator light stop flashing , now it is TWS mode ,then can paire the mobile; Press the “M” key for 3 seconds either of the speaker to stop TWS after disconnect wireless.</p> <p><b>NOTE:</b> In the FM mode, put in AUX cable to increase the FM radio signal . If this speaker crash during use, you can press and hold the power button for 8 seconds to reset and shut down. USB/TF card pls use FAT32 format.</p> |
|--|--|--|---|

## **Warning Statement**

This device complies with part 15 of the FCC Rules. Operation is subject to the following two conditions: (1) This device may not cause harmful interference, and (2) this device must accept any interference received, including interference that may cause undesired operation.

Any Changes or modifications not expressly approved by the party responsible for compliance could void the user's authority to operate the equipment.

**Note:** This equipment has been tested and found to comply with the limits for a Class B digital device, pursuant to part 15 of the FCC Rules. These limits are designed to provide reasonable protection against harmful interference in a residential installation. This equipment generates uses and can radiate radio frequency energy and, if not installed and used in accordance with the instructions, may cause harmful interference to radio communications. However, there is no guarantee that interference will not occur in a particular installation. If this equipment does cause harmful interference to radio or television reception, which can be determined by turning the equipment off and on, the user is encouraged to try to correct the interference by one or more of the following measures:

- Reorient or relocate the receiving antenna.
- Increase the separation between the equipment and receiver.
- Connect the equipment into an outlet on a circuit different from that to which the receiver is connected.
- Consult the dealer or an experienced radio/TV technician for help.