

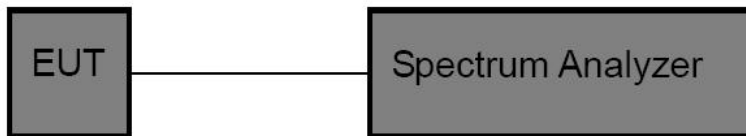
3DH3-Ant1-Hop-PASS

13 100kHz Bandwidth of Frequency Band Edge Requirement

13.1 Test Standard and Limit

Test Standard	FCC Part15 C Section 15.247 (d)
Test Limit	in any 100 kHz bandwidth outside the frequency bands in which the spread spectrum intentional radiator is operating, the radio frequency power that is produced by the intentional radiator shall be at least 20dB below that in the 100kHz bandwidth within the band that contains the highest level of the desired power, In addition, radiated emissions which fall in the restricted bands, as defined in §15.205(a), must also comply with the radiated emission limits specified in 15.209(a).

13.2 Test Setup



13.3 Test Procedure

The EUT must have its hopping/Non-hopping function enabled. Using the following spectrum analyzer setting:

1. Set the RBW = 100kHz.
2. Set the VBW = 300kHz.
3. Sweep time = auto couple.
4. Detector function = peak.
5. Trace mode = max hold.
6. Allow trace to fully stabilize.



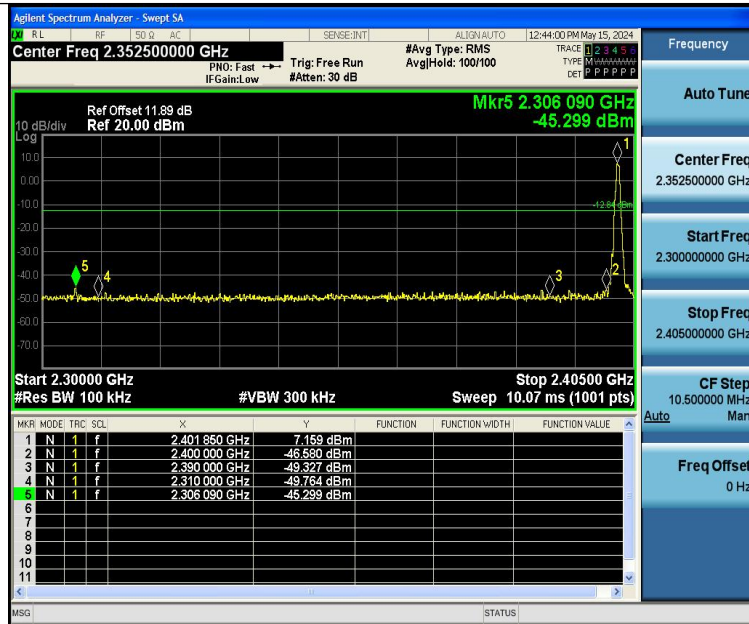
13.4 Test Data

Test Item	: Band edge	Test Mode	: CH Low ~ CH High
Test Voltage	: DC 3.7V	Temperature	: 24.5°C
Test Result	: PASS	Humidity	: 55%RH

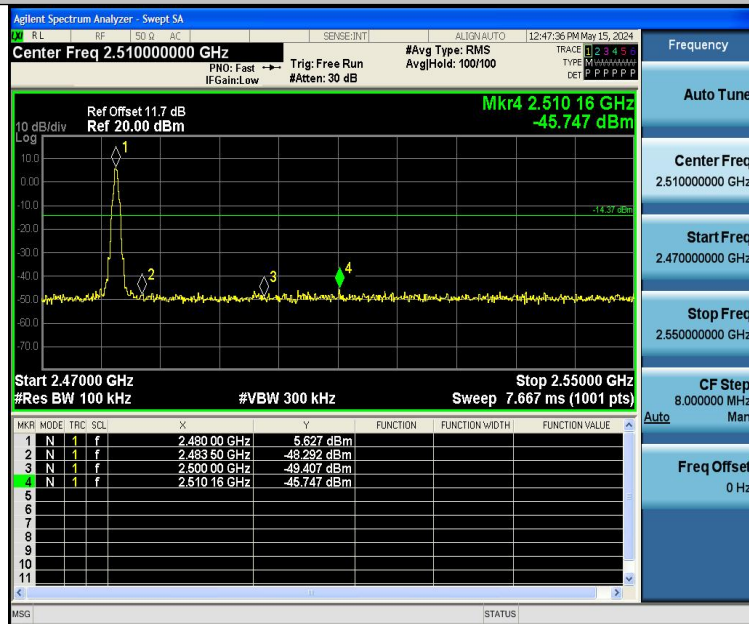
TestMode	Antenna	ChName	Frequency[MHz]	RefLevel [dBm]	Result [dBm]	Limit [dBm]	Verdict
DH5	Ant1	Low	2402	7.16	-45.3	≤-12.84	PASS
DH5	Ant1	High	2480	5.63	-45.75	≤-14.37	PASS
2DH5	Ant1	Low	2402	7.17	-45.16	≤-12.83	PASS
2DH5	Ant1	High	2480	5.85	-46.42	≤-14.15	PASS
3DH5	Ant1	Low	2402	7.22	-44.34	≤-12.78	PASS
3DH5	Ant1	High	2480	5.50	-46.64	≤-14.5	PASS
DH5	Ant1	Low	Hop_2402	6.62	-43.69	≤-13.38	PASS
DH5	Ant1	High	Hop_2480	5.76	-45.01	≤-14.24	PASS
2DH5	Ant1	Low	Hop_2402	6.42	-45.73	≤-13.58	PASS
2DH5	Ant1	High	Hop_2480	5.85	-45.23	≤-14.15	PASS
3DH5	Ant1	Low	Hop_2402	6.33	-44.5	≤-13.67	PASS
3DH5	Ant1	High	Hop_2480	6.02	-45.87	≤-13.98	PASS



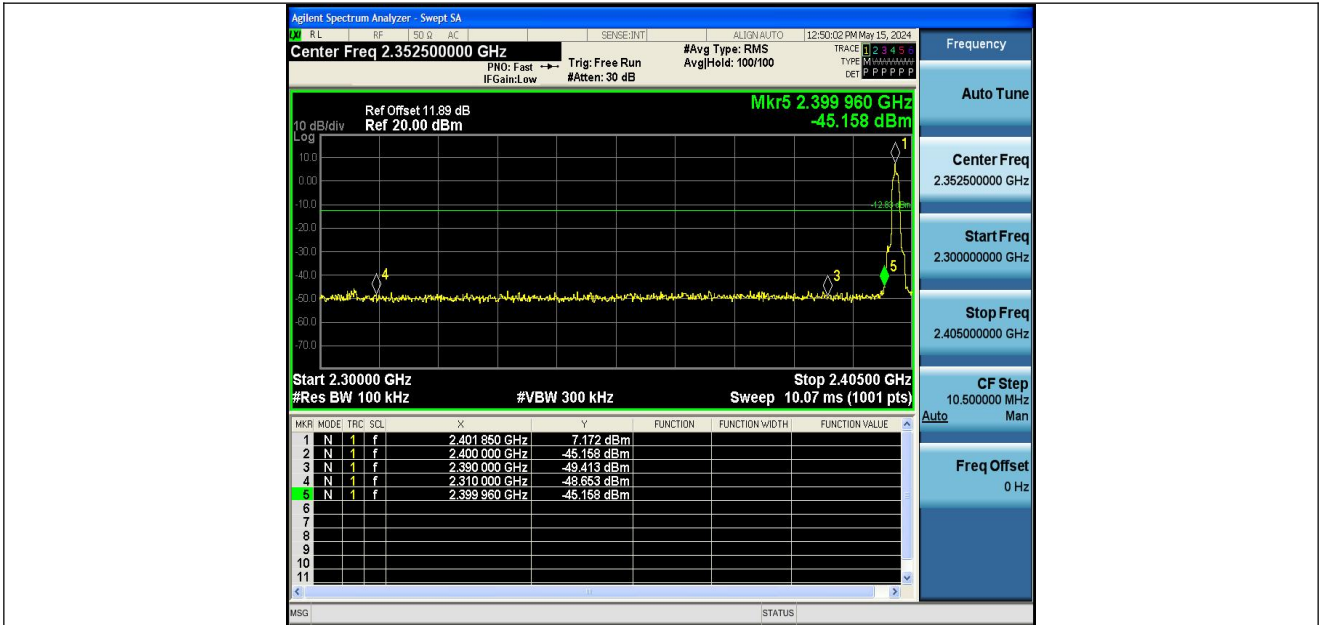
Test Graphs:



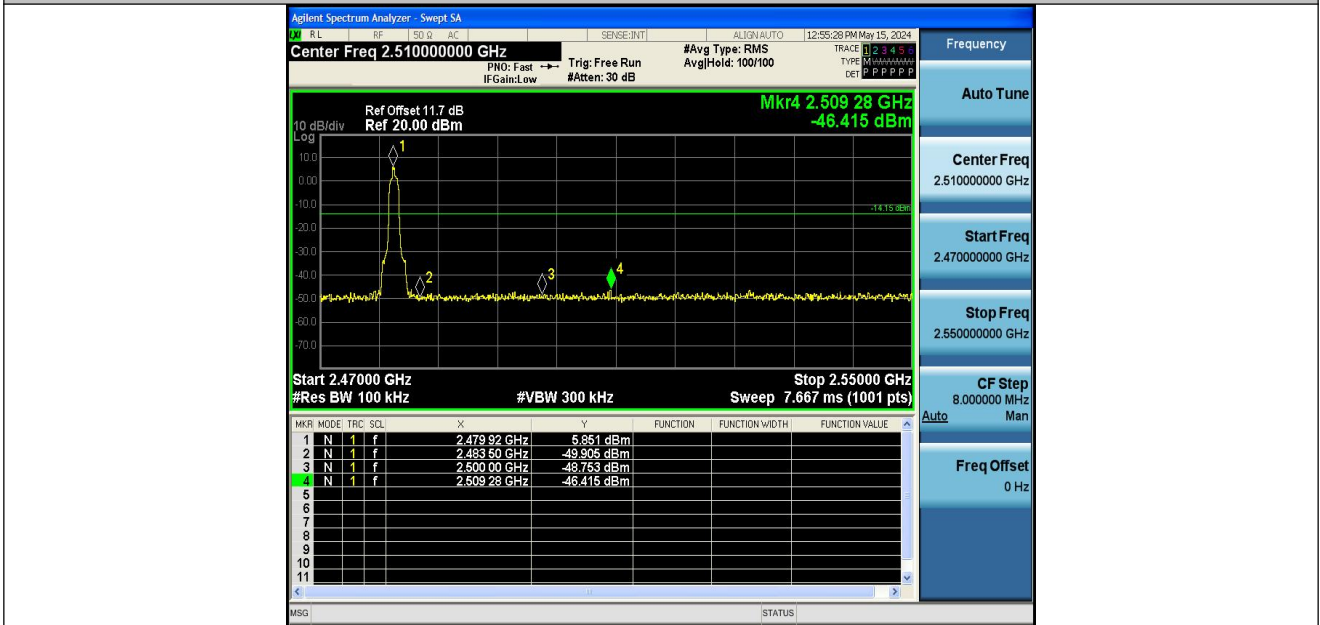
DH5-Ant1-2402-PASS



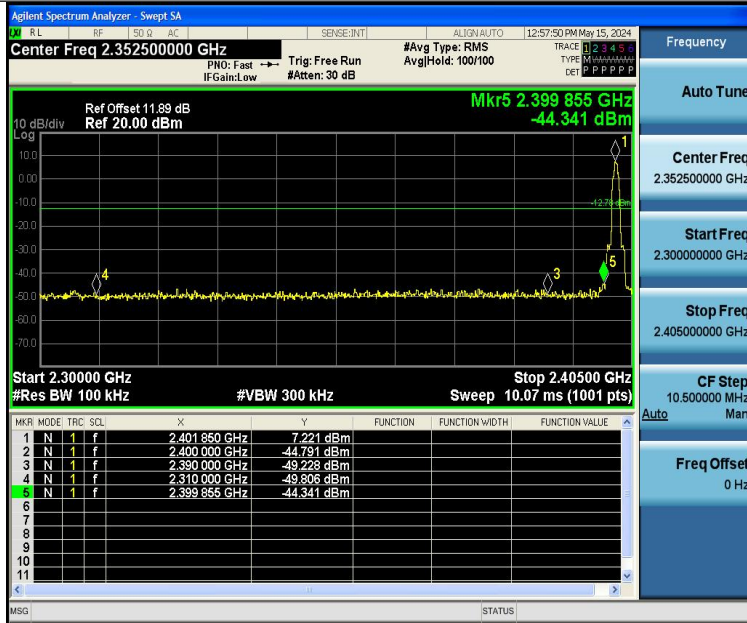
DH5-Ant1-2480-PASS



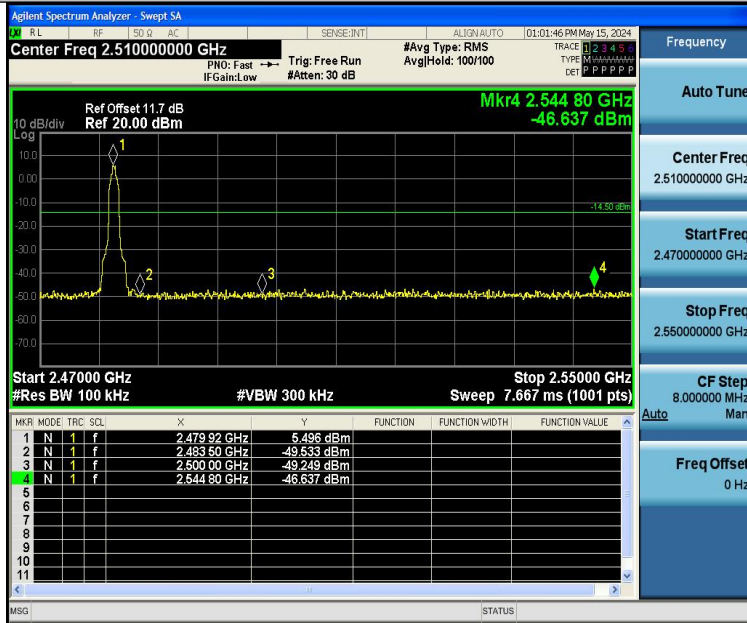
2DH5-Ant1-2402-PASS



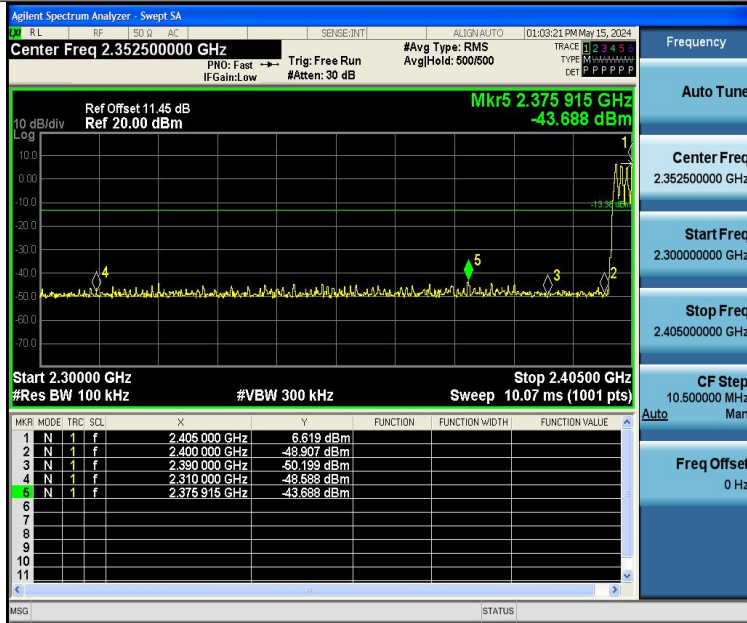
2DH5-Ant1-2480-PASS



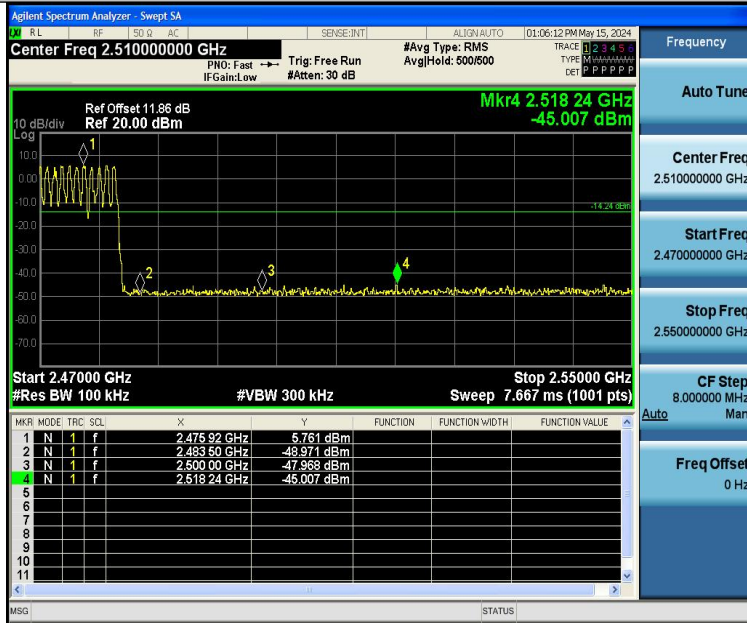
3DH5-Ant1-2402-PASS



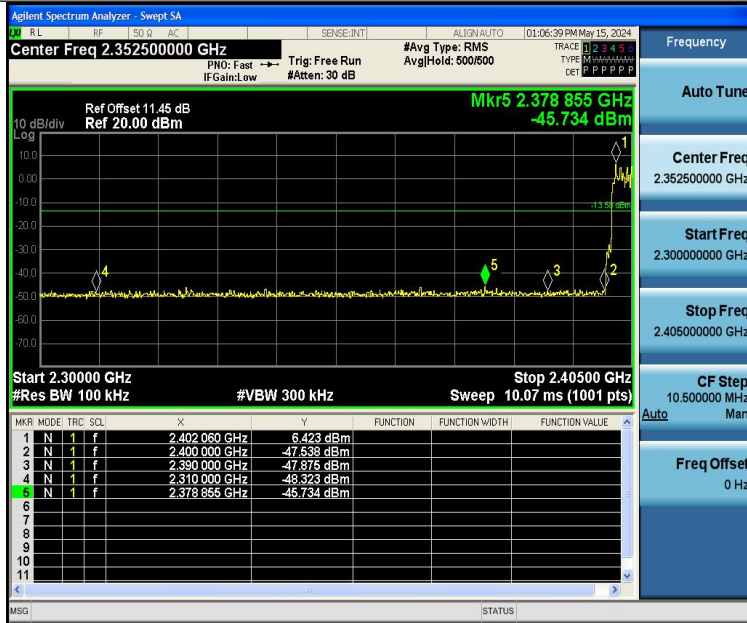
3DH5-Ant1-2480-PASS



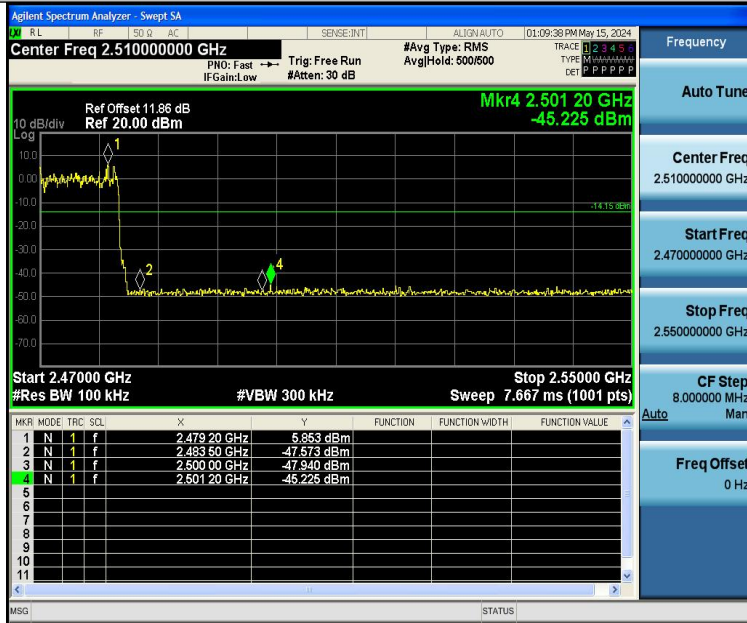
DH5-Ant1-Hop_2402-PASS



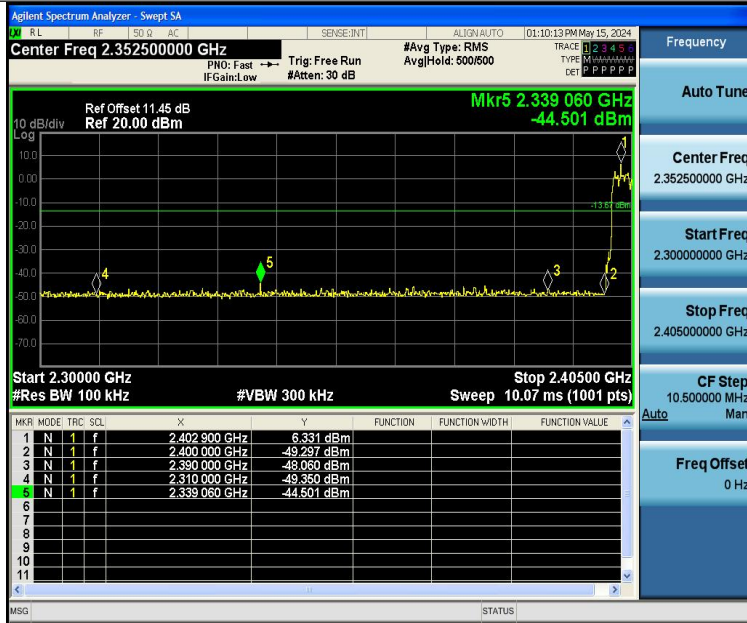
DH5-Ant1-Hop_2480-PASS



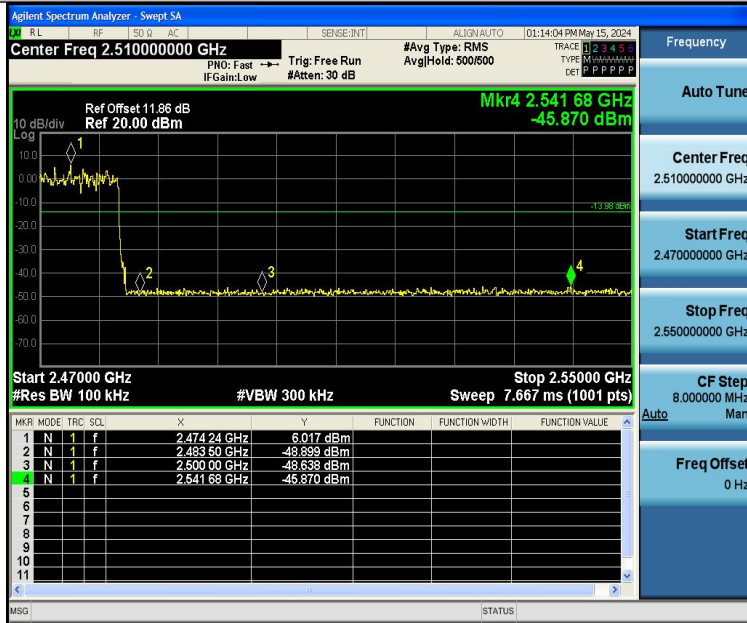
2DH5-Ant1-Hop_2402-PASS



2DH5-Ant1-Hop_2480-PASS



3DH5-Ant1-Hop_2402-PASS



3DH5-Ant1-Hop_2480-PASS



Conducted Emission Method

Test Result

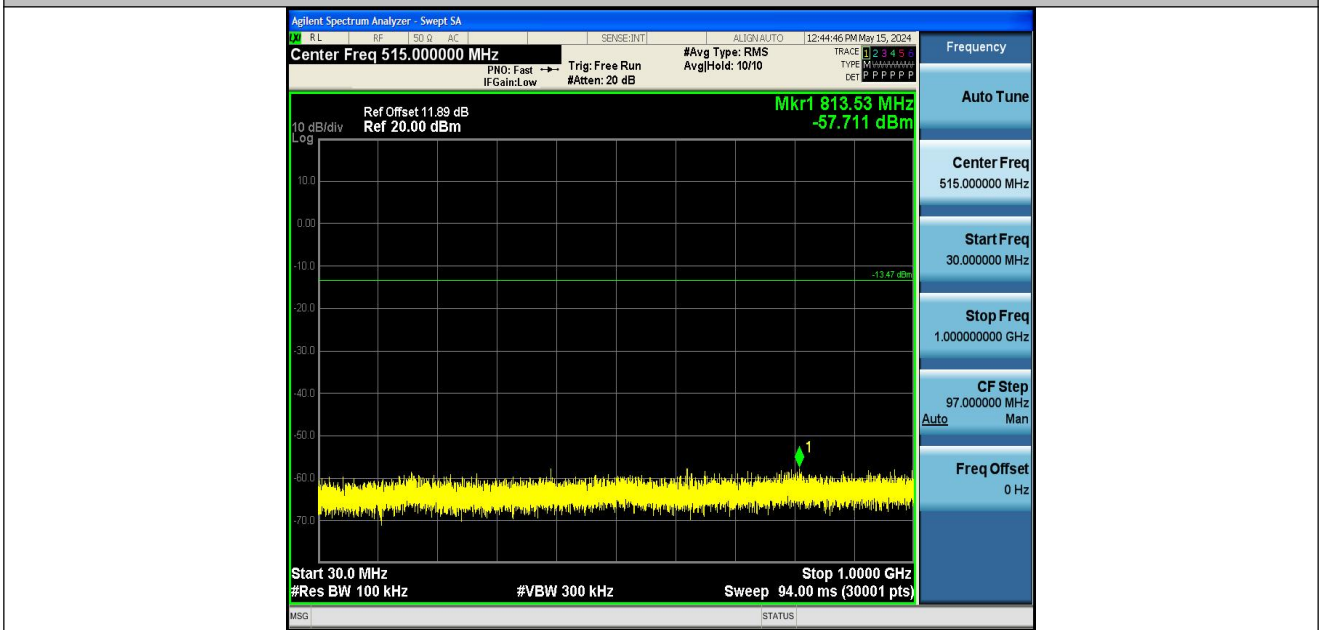
TestMode	Antenna	Frequency[MHz]	FreqRange [MHz]	RefLevel [dBm]	Result [dBm]	Limit [dBm]	Verdict
DH5	Ant1	2402	0~Reference	6.53	6.53	---	PASS
DH5	Ant1	2402	30~1000	6.53	-57.71	≤-13.47	PASS
DH5	Ant1	2402	1000~26500	6.53	-39.53	≤-13.47	PASS
DH5	Ant1	2441	0~Reference	6.10	6.10	---	PASS
DH5	Ant1	2441	30~1000	6.10	-57.19	≤-13.9	PASS
DH5	Ant1	2441	1000~26500	6.10	-40.19	≤-13.9	PASS
DH5	Ant1	2480	0~Reference	5.37	5.37	---	PASS
DH5	Ant1	2480	30~1000	5.37	-57.9	≤-14.63	PASS
DH5	Ant1	2480	1000~26500	5.37	-39.23	≤-14.63	PASS
2DH5	Ant1	2402	0~Reference	4.22	4.22	---	PASS
2DH5	Ant1	2402	30~1000	4.22	-56.49	≤-15.78	PASS
2DH5	Ant1	2402	1000~26500	4.22	-40.87	≤-15.78	PASS
2DH5	Ant1	2441	0~Reference	6.41	6.41	---	PASS
2DH5	Ant1	2441	30~1000	6.41	-56.83	≤-13.59	PASS
2DH5	Ant1	2441	1000~26500	6.41	-41.4	≤-13.59	PASS
2DH5	Ant1	2480	0~Reference	5.85	5.85	---	PASS
2DH5	Ant1	2480	30~1000	5.85	-57.81	≤-14.15	PASS
2DH5	Ant1	2480	1000~26500	5.85	-39.66	≤-14.15	PASS
3DH5	Ant1	2402	0~Reference	3.75	3.75	---	PASS
3DH5	Ant1	2402	30~1000	3.75	-57.7	≤-16.25	PASS
3DH5	Ant1	2402	1000~26500	3.75	-41.71	≤-16.25	PASS
3DH5	Ant1	2441	0~Reference	2.38	2.38	---	PASS
3DH5	Ant1	2441	30~1000	2.38	-57.46	≤-17.62	PASS
3DH5	Ant1	2441	1000~26500	2.38	-41.49	≤-17.62	PASS
3DH5	Ant1	2480	0~Reference	5.87	5.87	---	PASS
3DH5	Ant1	2480	30~1000	5.87	-57.63	≤-14.13	PASS
3DH5	Ant1	2480	1000~26500	5.87	-39.62	≤-14.13	PASS



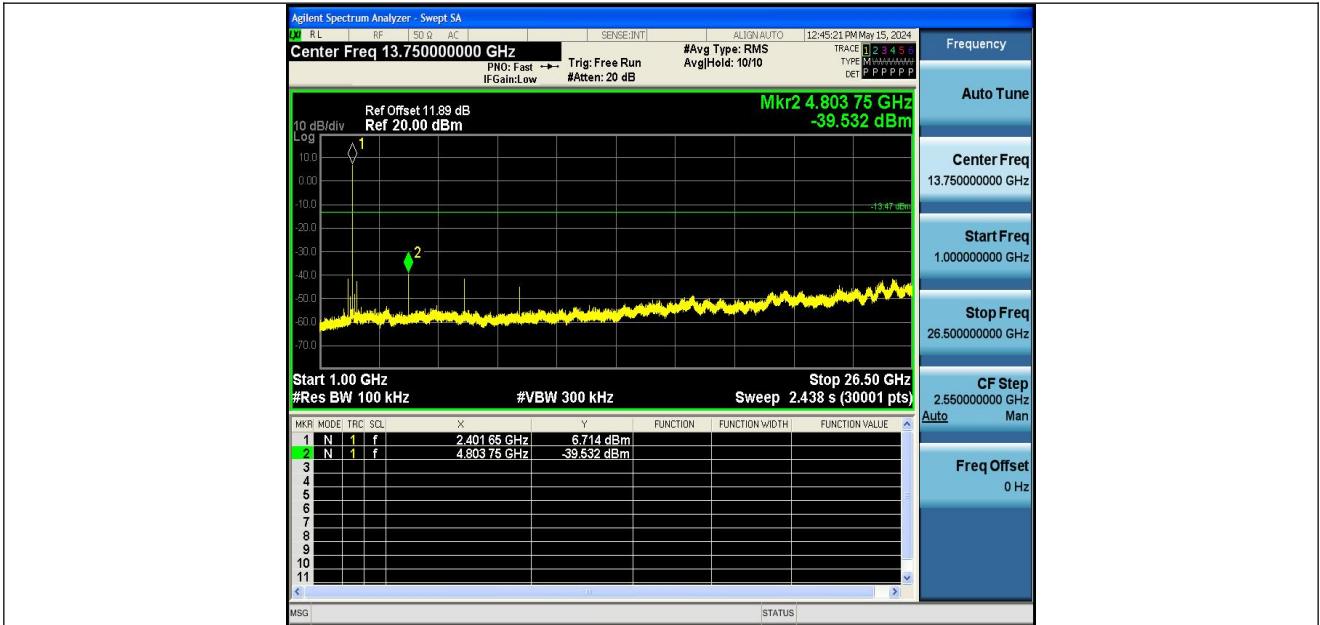
Test Graphs:



DH5-Ant1-2402-0~Reference-PASS



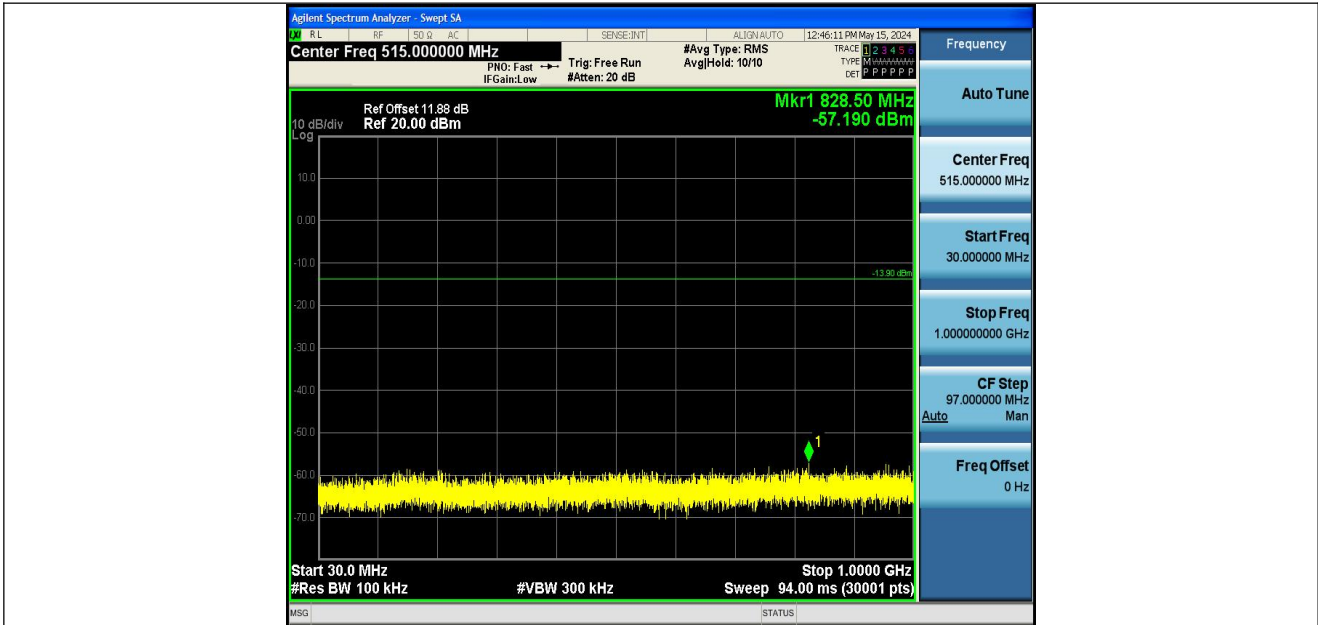
DH5-Ant1-2402-30~1000-PASS



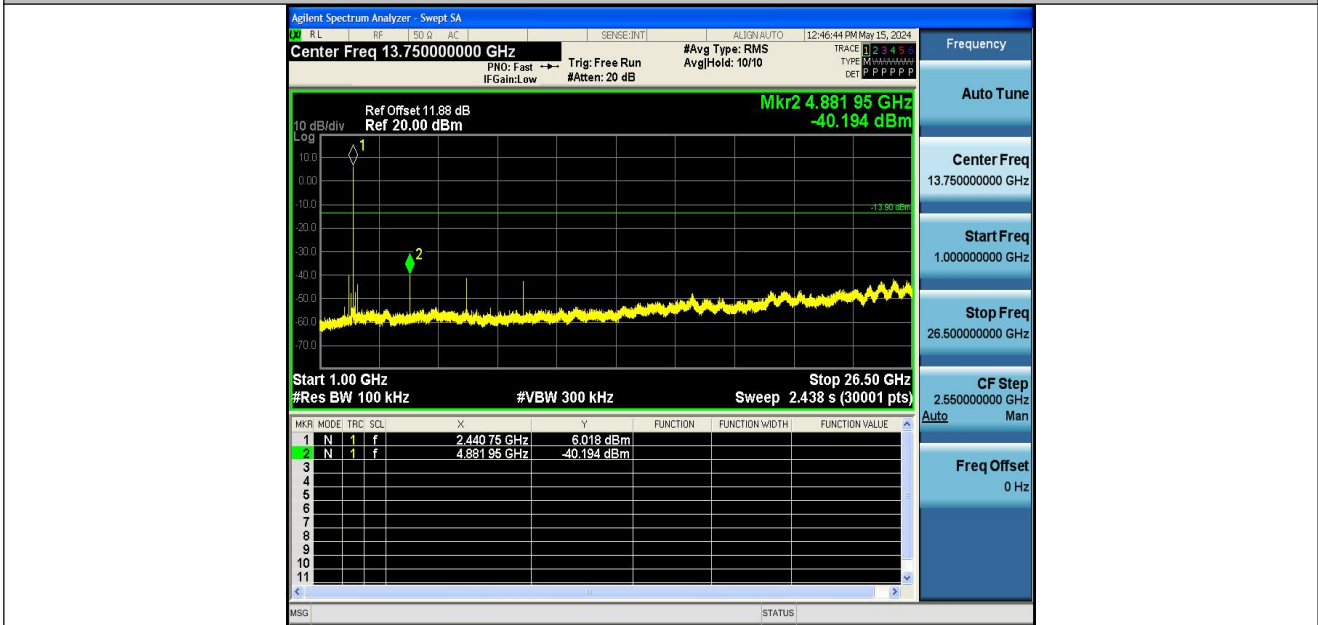
DH5-Ant1-2402-1000~26500-PASS



DH5-Ant1-2441-0~Reference-PASS



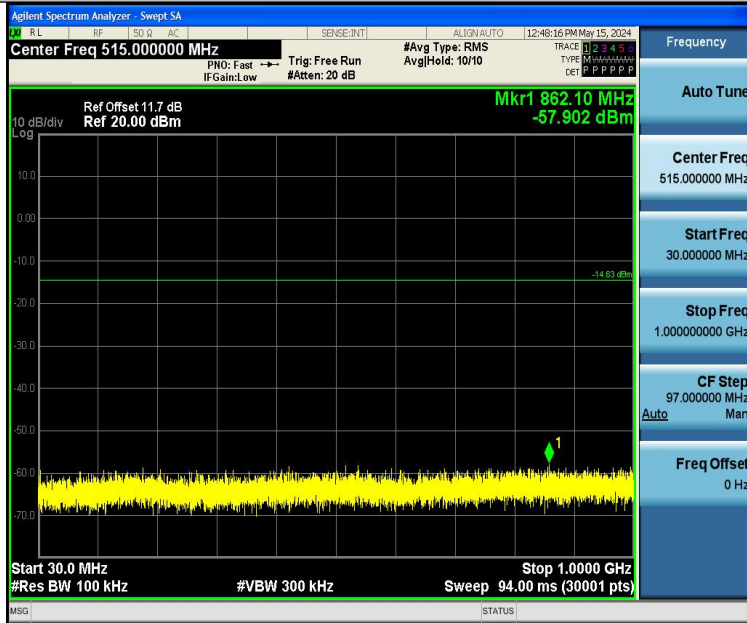
DH5-Ant1-2441-30~1000-PASS



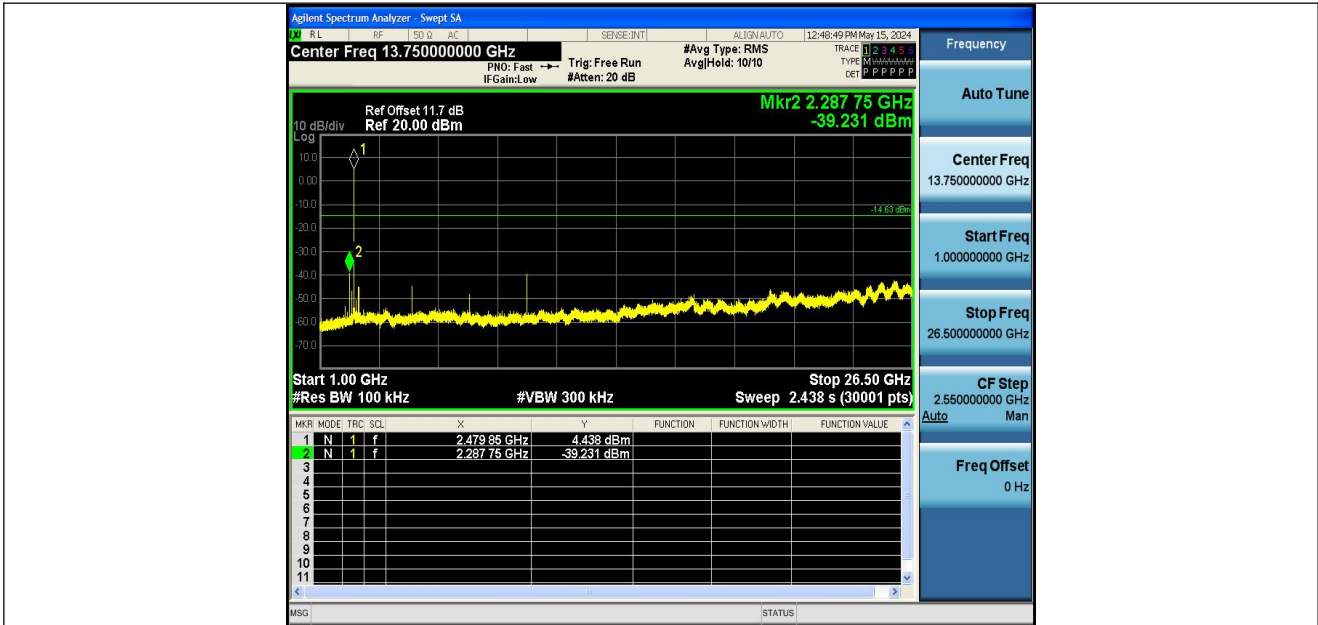
DH5-Ant1-2441-1000~26500-PASS



DH5-Ant1-2480-0~Reference-PASS



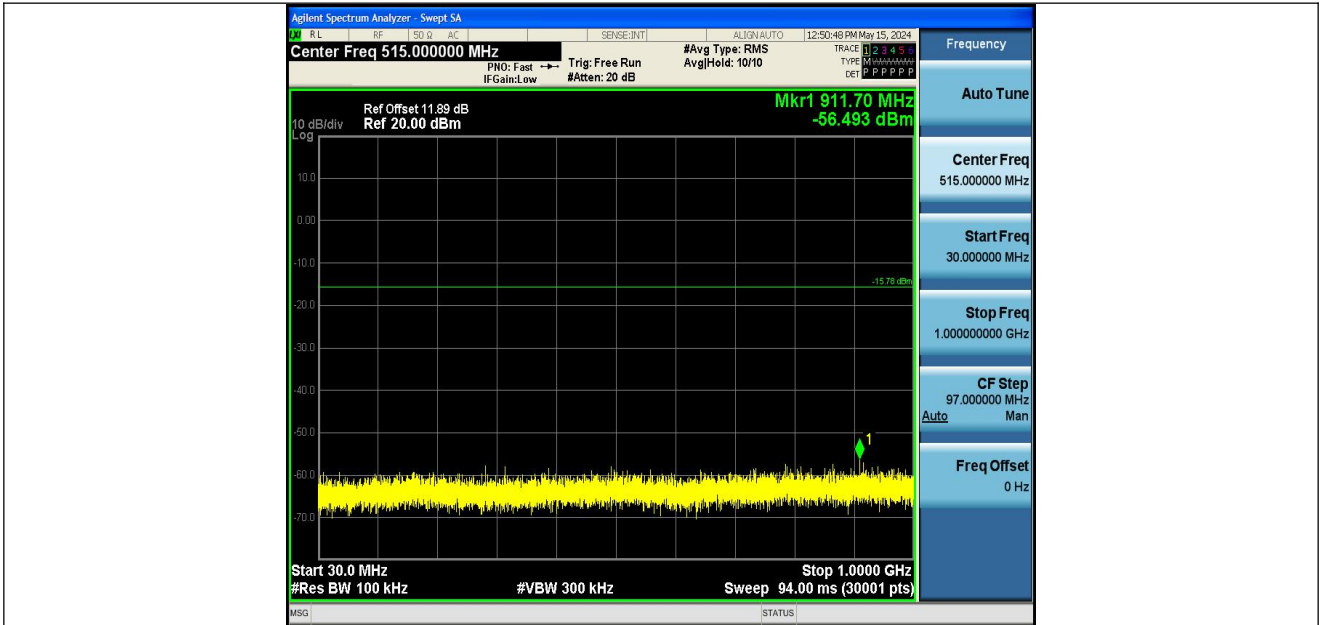
DH5-Ant1-2480-30~1000-PASS



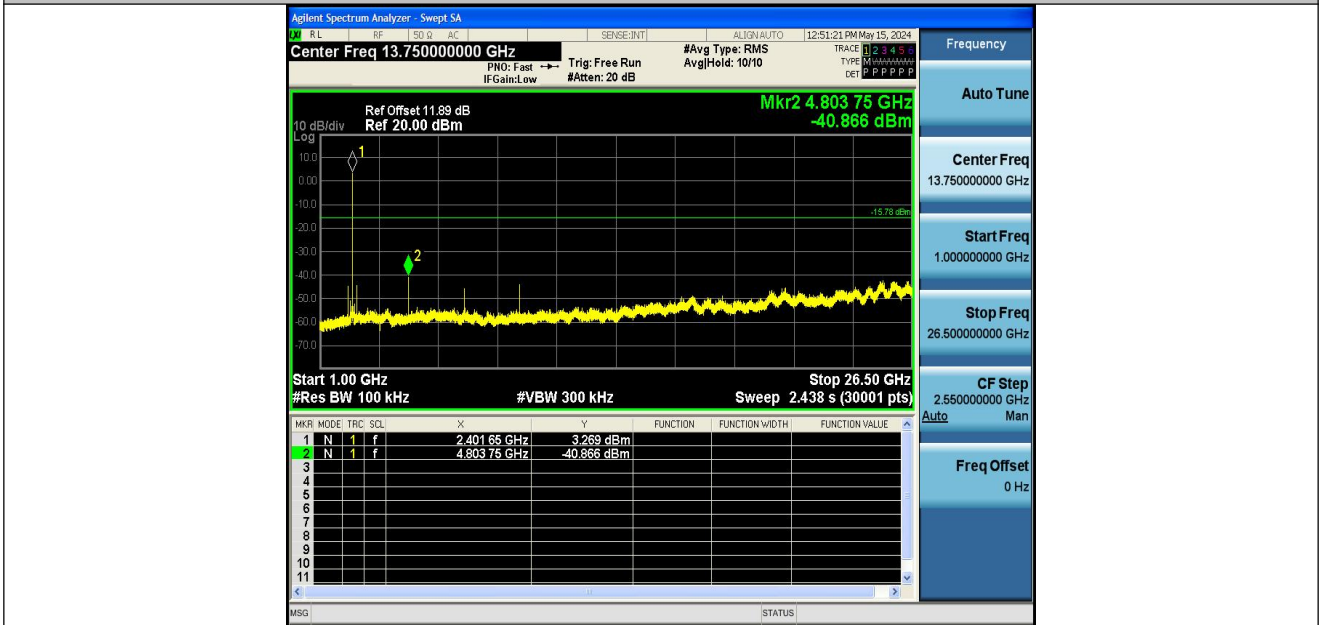
DH5-Ant1-2480-1000~26500-PASS



2DH5-Ant1-2402-0~Reference-PASS



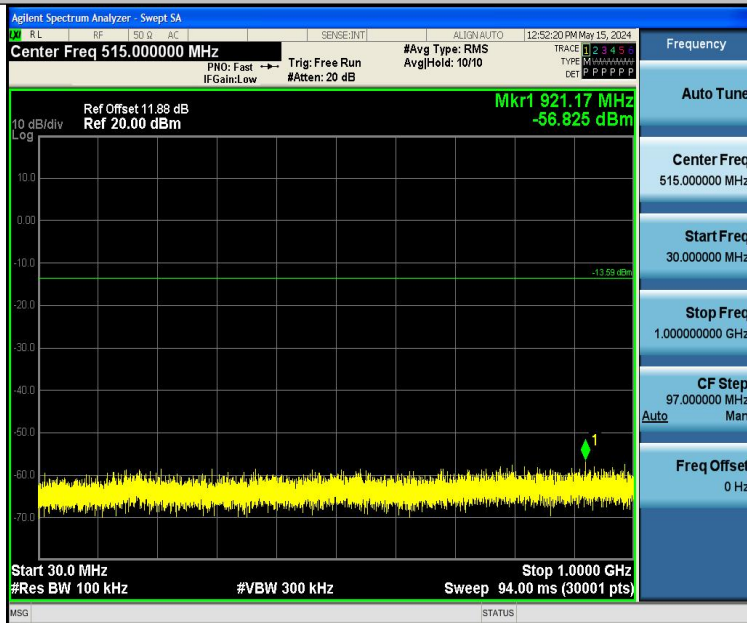
2DH5-Ant1-2402-30~1000-PASS



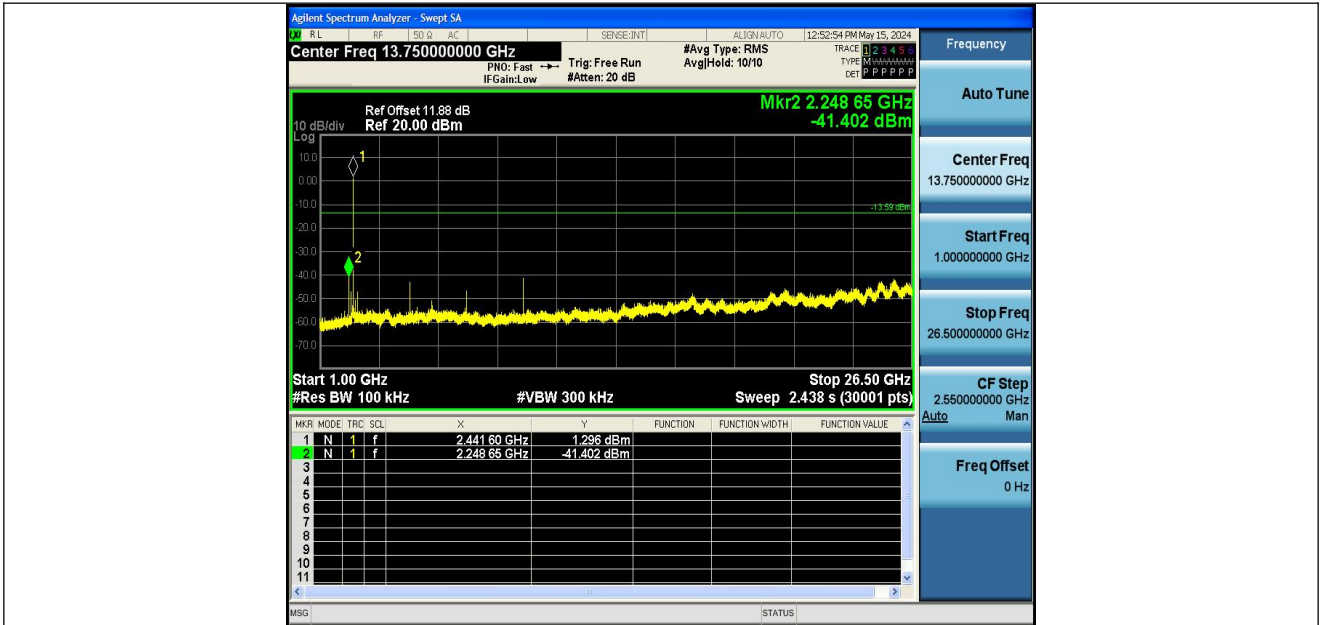
2DH5-Ant1-2402-1000~26500-PASS



2DH5-Ant1-2441-0~Reference-PASS



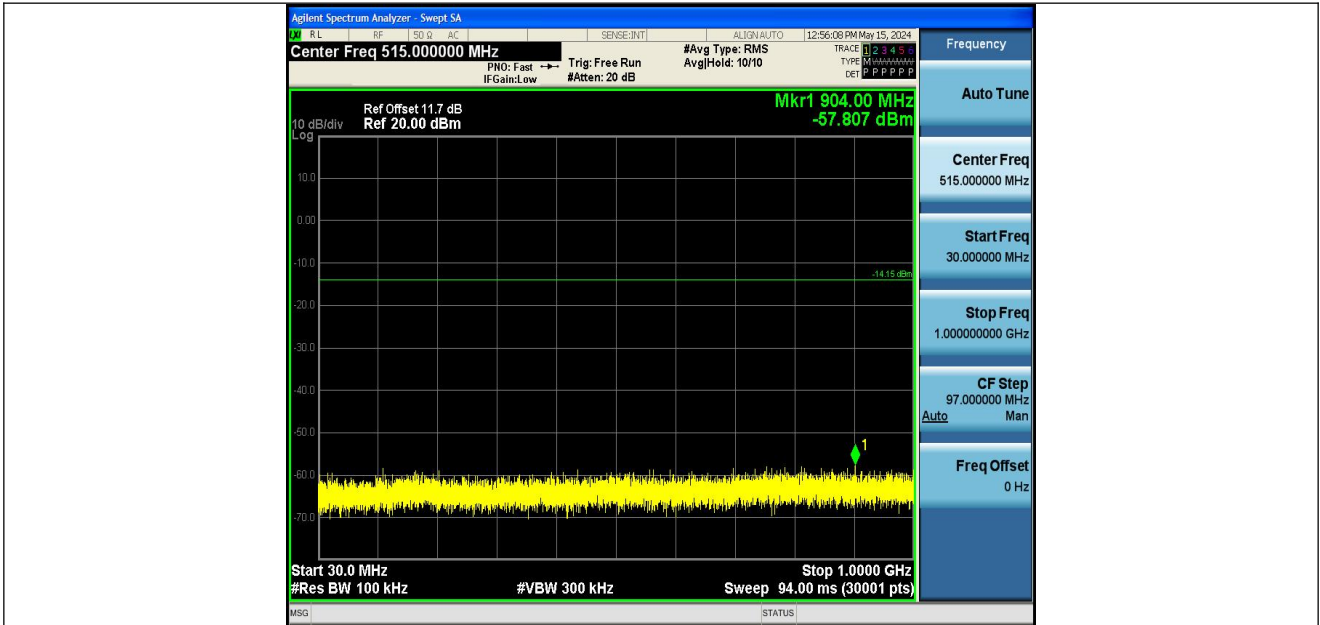
2DH5-Ant1-2441-30~1000-PASS



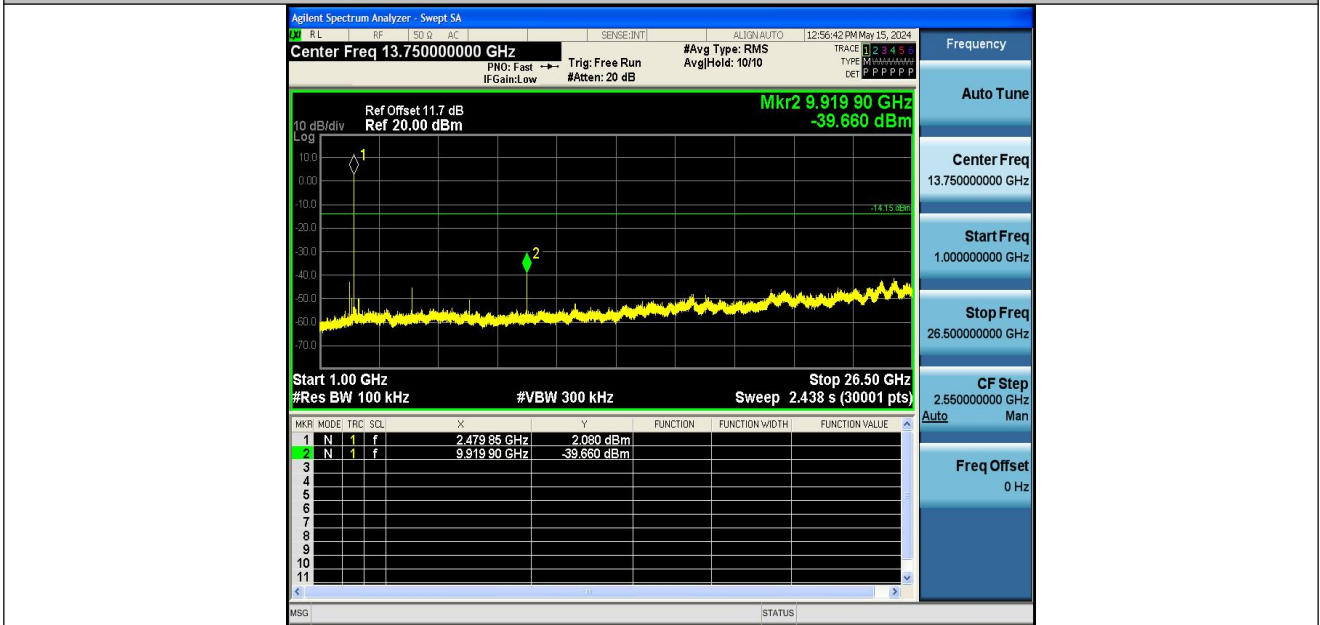
2DH5-Ant1-2441-1000~26500-PASS



2DH5-Ant1-2480-0~Reference-PASS



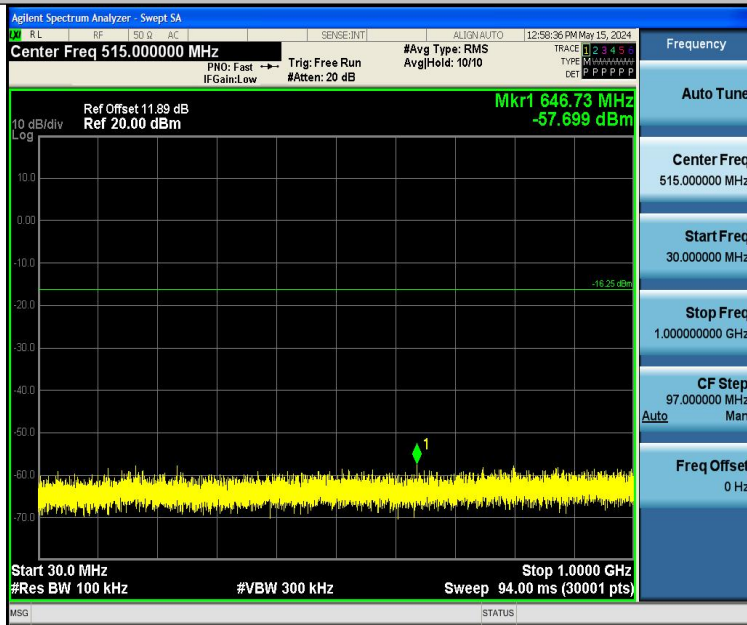
2DH5-Ant1-2480-30~1000-PASS



2DH5-Ant1-2480-1000~26500-PASS



3DH5-Ant1-2402-0~Reference-PASS



3DH5-Ant1-2402-30~1000-PASS