

LED Desk Lamp (with wireless charging function)

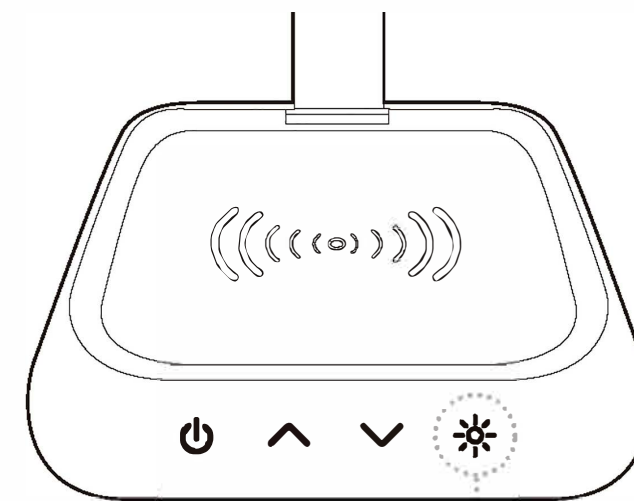
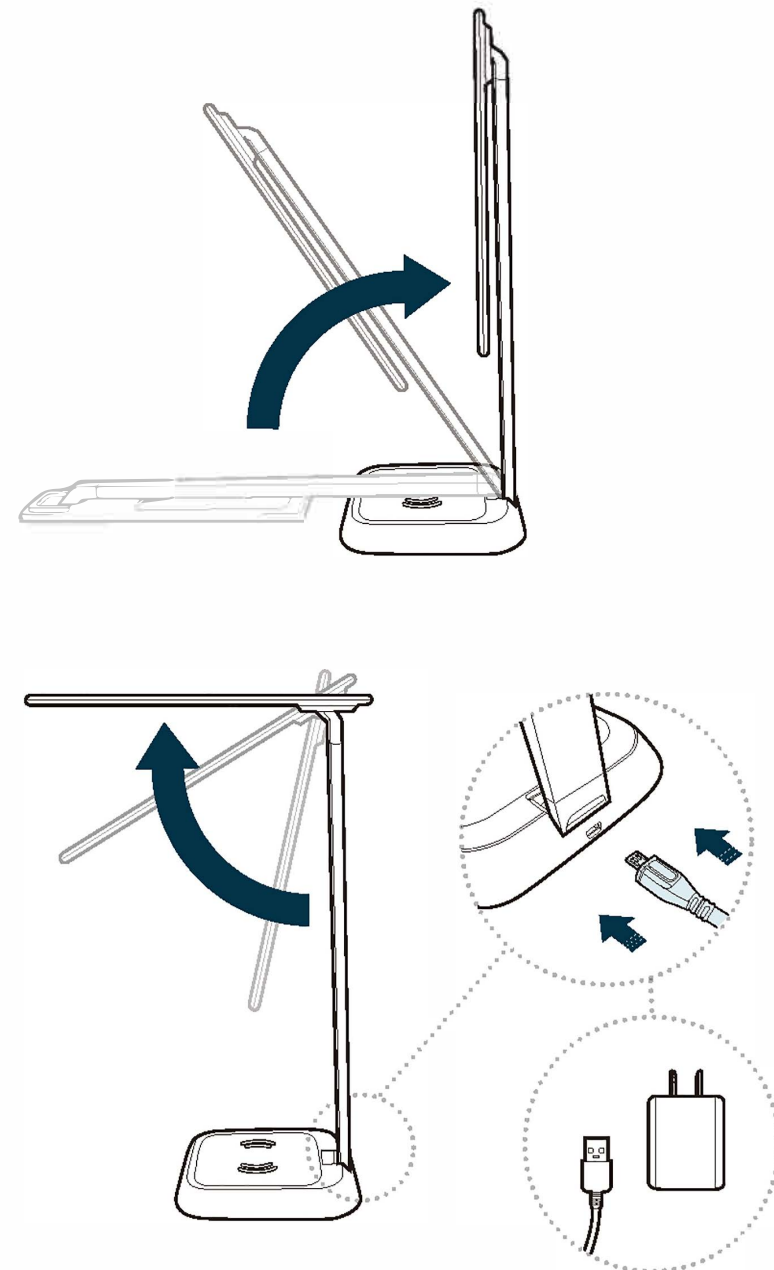
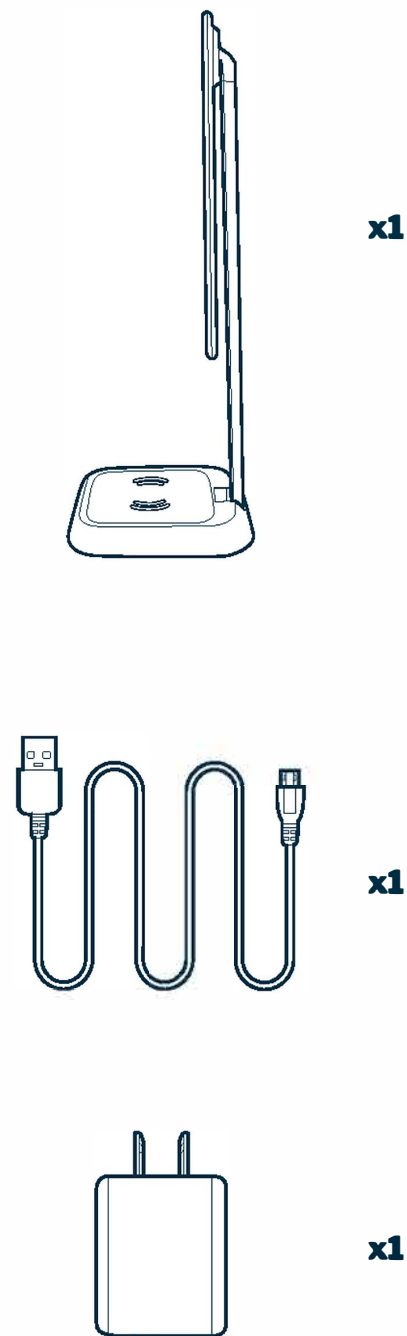


vari®

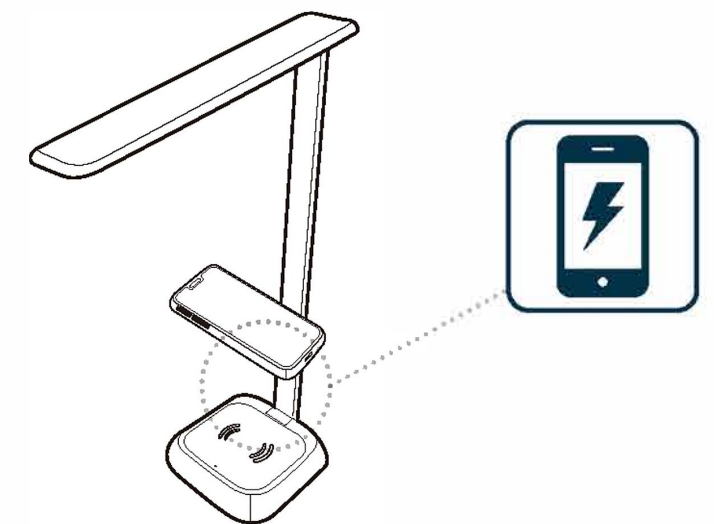
1 Unfold the lamp to standing and plug the power cord into the base, then plug the USB or AC adapter into an outlet.

2 To turn on, tap the power icon.
To adjust brightness, use the arrow icons.
To adjust light color, tap on the light icon to toggle through 4 color options.

3 To use the wireless charging function, place wireless charging compatible phone* onto the wireless charging pad on the lamp base. When the indicator light turns on, the phone is charging. When the phone is removed, the light will turn off.



- COLOR OPTIONS**
- Natural White (4500K)
 - Cool White (5600K)
 - Warm White (2800K)
 - Soft White (3400K)



*Wireless charging compatible phone with built-in wireless charging receivers include, but aren't limited to:

- iPhone 8, 8 Plus, X, XS, XR, XS Max, 11, 11 Pro, 11 Pro Max
- Samsung S6, S6 Edge, S7, S8, S8+, S9, S9+, Note 8, Note 9
- LG V40 ThinQ, G7 ThinQ, V35 ThinQ
- Google Pixel 3, Pixel 3XL
- Sony XZ3, XZ2, 23V
- Nokia N5, N9, Nokia 1520



CAUTION: Do not use chemical solvents or harsh abrasives to clean as damage may occur.



WARNING: To reduce risk of fire, electric shock, or personal injury, do not install this lighting system in a wet location.



CAUTION: Keep lamp away from materials that may burn.



CAUTION: Do not stare directly into lamp light. This could be damaging to your eyes.



FCC WARNING

This device complies with part 15 of the FCC Rules. Operation is subject to the following two conditions: (1) this device may not cause harmful interference, and (2) this device must accept any interference received, including interference that may cause undesired operation.

Any changes or modifications not expressly approved by the party responsible for compliance

could void the user's authority to operate the equipment.

NOTE: This equipment has been tested and found to comply with the limits for a Class B digital device, pursuant to Part 15 of the FCC Rules. These limits are designed to provide reasonable protection against harmful interference in a residential installation. This equipment generates, uses and can radiate radio frequency energy and, if not installed and used in accordance with the instructions, may cause harmful interference to radio communications. However, there is no guarantee that interference will not occur in a particular installation.

If this equipment does cause harmful interference to radio or television reception, which can be determined by turning the equipment off and on, the user is encouraged to try to correct the interference by one or more of the following measures:

- Reorient or relocate the receiving antenna.
- Increase the separation between the equipment and receiver.
- Connect the equipment into an outlet on a circuit different from that to which the receiver is connected.
- Consult the dealer or an experienced radio/TV technician for help.

To maintain compliance with FCC's RF Exposure guidelines, This equipment should be installed and operated with minimum distance between 20cm the radiator your body: Use only the supplied antenna.