

# User Manual

## X313ProMax

Thank you for choosing and using X313ProMax Eye Massager from EYEOGA! We will help you operate this eye massager. Before using the eye massager, you need to know how to use your eye massager. This product is a good companion in life, with fashionable appearance and high quality sound. Enrich and improve your life quality, and enjoy the beauty of technology perfectly anytime, anywhere.

Eye pain, eye swelling, dark circles, eye wrinkles, poor vision, insomnia, please try to use Eye Massager from EYEOGA, you will have unexpected perfect results.

### Product parameters:

**Product model:** X313ProMax

**Manufacturer :** EYEOGA

**Charging input:** 5V 600mA

**Battery capacity:** 800mAh

### Function introduction:

#### 1. Relaxing mode

: after working hard for most of the day, let your eyes relax with the rhythm

#### 2. Dreaming mode

close your eyes for a while and dream of a better dream

#### 3. Sporty model

move with the rhythm, and your eyes will be refreshed instantly

#### 4. Exercise mode

10 minutes during the break every day to easily complete the full range of eye exercises

#### 5. Exciting mode

try to make your arms and thighs feel sour and cool, and make your eyes feel sour and cool

#### 6. Sleeping mode

: make a SPA for your eyes quietly, and you will be sleepy unconsciously

**7. Silent mode:** during the journey or lunch break, make SPA closing sound for your eyes without disturbing others

**8. Bluetooth :** brush Tiktok and chat with WeChat while protecting eyes

**Use instructions:**

1. Start up and use: one click to enter the perfect experience of eyes
2. Bluetooth connection: Bluetooth is enabled by default when the phone is powered on. You can search for "X313ProMax" via mobile Bluetooth, click the Bluetooth name, After successful connection, voice prompt: "connected "
3. Automatic shutdown: each function mode is working for 15 minutes, and then it will automatically shut down. It is recommended to use it 1~2 times every morning and evening when free,
4. Bluetooth music: You can listen to your favorite music while massaging, but it is not recommended to turn on the speaker to the maximum, nor to continue listening for more than half an hour each time.
5. Use posture: 45 degree reclining or lying flat is the best use experience, and sitting difference is also good. Do not use it on your stomach.

## X313ProMax Operation and function instructions

### Function keys

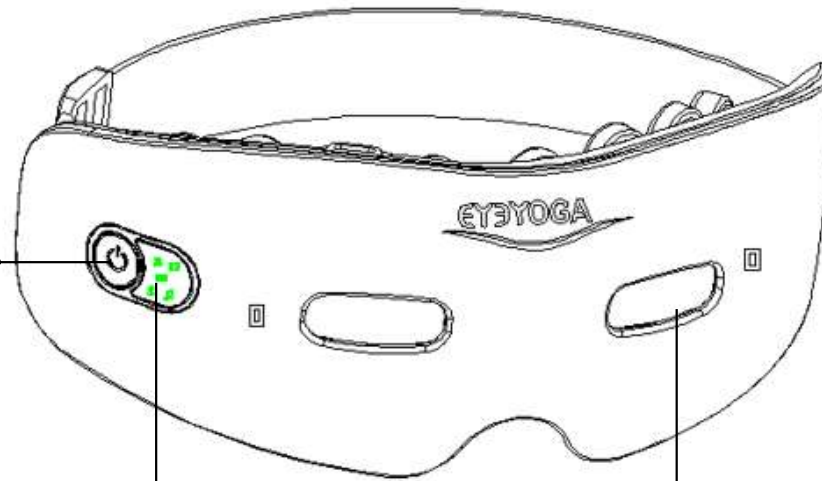
Click the button to switch to the following modes:

1. Relaxing mode
2. Dreaming mode
3. Sporty model
4. Exercise mode
5. Exciting mode
6. Sleeping mode

Quick double click switch:


**Quiet mode**

Press for 3 seconds to turn on/off .



### Description of atmosphere lamp



The above are all atmosphere lights, which have more scientific and technological effects and do not give instructions for work.  is only the battery indicator light, which will not display the percentage of power. When the power is low, the yellow battery indicator light will flash slowly. At the same time, there will be a prompt tone: "Battery Low", please charge immediately now.

### Innovation Visualization

Original visualization, coupled with light filtering fashionable Riding glasses, Really protect the eyes while doing things, Do eye exercises while chatting on WeChat and watch Tiktok, You can also make SPA for your eyes while applying facial mask. Wow, technology can be so close to you!

## X313ProMax Operation and function instructions

### High grade skin friendly silicone:

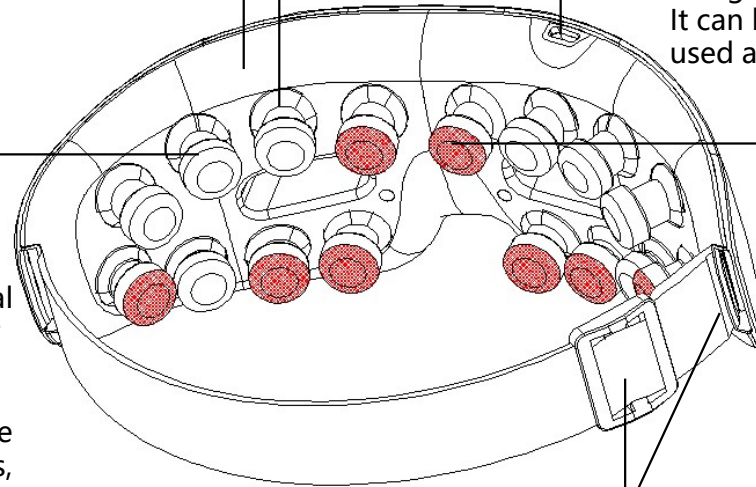
Silicone massage finger simulating mother's touch experience, You will feel good once you use it.

### Type-C charger:

Universal regular mobile phone charger, It can be filled in about 2 hours, The flashing orange light is regarded as starting, and the charging mode is entered, The green light is always on after filling. It can be used about 10 times, So it can be used about 1 week.

### Massager head:

Sixteen independent high-frequency vibrating silica gel massage heads are distributed around the eyes. Through artificial bionic manipulation and polymer hot compress, the blood circulation around the eyes is obviously promoted. Eye pain, eye swelling, dark circles, eye wrinkles, poor eyesight, insomnia, try to have unexpected good results.



### Hot compress head:

The 8 colored polymer hot compress heads are slightly warmer than the human body, about 42 degrees, and distributed around the eyes. Through artificial bionic manipulation and polymer hot compress, the blood circulation around the eyes is obviously promoted, like hand massage while applying hot towel to the eyes. It is more perfect to use with facial mask

### Elastic belt adjustment:

The length of these two places can be adjusted according to the comfort, and the tension of your pajamas is the best

## Warranty card

Product Name	Eye Massager
Model	X313ProMax
Name	
Telephone	
Distributor	
Warranty period	
Invoice Date	

### Care and maintenance

1. After use, please put the eye massager into a gift bag. If there is oil or dirt on the surface of the eye massage head, please spray it with water or alcohol, and then wipe it with a wet towel or clean cloth
2. Do not discard the eye massager in the fire, which may cause explosion
3. Do not let the eye massager touch sharp objects, which will cause scratches and wear
4. Do not attempt to disassemble the eye massager to avoid unnecessary waste caused by man-made damage
5. When the eye massager is not used for a long time, it should be stored in a cool and dry place to avoid extreme temperature and dust
6. Charge the eye massage instrument at least once a month to extend the battery life.
7. Avoid charging the eye massager in places where the temperature is too high or too low.

**Manufacturer : eyeYOGA Technology (SZ) Co.,Ltd.**

**Factory address : F2 No.1 Daban Park,Dalang, LongHua District,Shenzhen**

**Email: [Top.id@163.com](mailto:Top.id@163.com)**

Made in China

RoHS FC CE



## FCC Warning

This device complies with part 15 of the FCC Rules. Operation is subject to the following two conditions: (1) This device may not cause harmful interference, and (2) this device must accept any interference received, including interference that may cause undesired operation.

Any Changes or modifications not expressly approved by the party responsible for compliance could void the user's authority to operate the equipment.

**Note:** This equipment has been tested and found to comply with the limits for a Class B digital device, pursuant to part 15 of the FCC Rules. These limits are designed to provide reasonable protection against harmful interference in a residential installation. This equipment generates uses and can radiate radio frequency energy and, if not installed and used in accordance with the instructions, may cause harmful interference to radio communications. However, there is no guarantee that interference will not occur in a particular installation. If this equipment does cause harmful interference to radio or television reception, which can be determined by turning the equipment off and on, the user is encouraged to try to correct the interference by one or more of the following measures:

- Reorient or relocate the receiving antenna.
- Increase the separation between the equipment and receiver.
- Connect the equipment into an outlet on a circuit different from that to which the receiver is connected.
- Consult the dealer or an experienced radio/TV technician for help.

The device has been evaluated to meet general RF exposure requirement. The device can be used in portable exposure condition without restriction.